

HARRIS COUNTY MUNICIPAL UTILITY DISTRICT NO. 286

Minutes of Board of Directors Meeting

August 4, 2025

ACTIONS TAKEN

1. The Board approved the minutes of the July 7, 2025, meeting.
2. The Board approved the Interlocal Agreement for Law Enforcement Services with Harris County effective October 1st.
3. The Board authorized Eby to prepare a feasibility study for the MFI HPE project.
4. The Board approved the Tax Assessor-Collector's Report as presented by Utility Tax Service L.L.C., including the checks presented for payment.
5. The Board approved the Operations and Maintenance Report presented by WDM.
6. The Board approved an invoice from Electrical Field Services in the amount of \$29,000.00.
7. The Board approved a proposal from Brian Gardens Landscape in the amount of \$10,713.37 for the renovations at Lakewood Crossing Park, with the approval of the \$5,804.34 for the pickleball court area being contingent on the confirmation that there is an irrigation line to water the proposed tree, and to approve the proposal from Flores Concrete Contractors Inc. in the amount of \$8,465.00 for installation of a concrete retaining wall, drainage swale and French drain.
8. The Board approved the proposal from Signquick in the amount of \$673.00 for the purchase of three (3) new signs for the Skate Park and Pickleball Court.
9. The Board approved the Engineering Report presented by Eby Engineers, Inc.
10. The Board approved the Consent to Encroachment and Indemnity Agreement relative to paving for the multifamily development by Price Partners Group, LLC.
11. The Board approved the Bookkeeper's Report as presented by Claudia Redden & Associates, L.L.C., including the checks presented for payment.
12. The Board approved participation in the annual water conservation meeting and authorized spending up to \$3,000 for the event.

The Board of Harris County Municipal Utility District No. 286 ("District") met in regular session at 13850 Cutten Road, Houston, Harris County, Texas 77069 on August 4, 2025, in accordance with the duly posted notice of meeting, and the roll was called of the officers and members of said Board of Directors, as follows:

David Geaslen, President
Michael Rhodes, Vice President
Steve Garner, Secretary
Rosalind Theriot, Assistant Secretary
Becky Campbell, Assistant Secretary

All of said persons were present, except Directors Geaslen and Garner, thereby constituting a quorum.

Also present were Claudia Redden of Claudia Redden & Associates L.L.C.; Dennis Eby of Eby Engineers, Inc. ("Eby"); Dennis Wright of Water District Management Co., Inc. ("WDM"); Mike Arterburn of Utility Tax Service, L.L.C. ("UTS"); Officer Proctor of Harris County Sheriff's Office; Mano DeAyala, counsel for Mexcor; and Jacquelyn Goodwin of Marks Richardson PC ("MRPC").

The Vice President called the meeting to order.

APPROVAL OF MINUTES

As the first order of business, the Board considered approval of the minutes of the Board of Directors meeting held on July 7, 2025. After discussion, Director Campbell made a motion to approve the minutes of the July 7, 2025, Board of Directors meeting, as presented. Director Theriot seconded the motion, which carried unanimously.

STATUS OF SECURITY SERVICES WITH HARRIS COUNTY SHERIFF'S OFFICE

The Board next considered the status of security services with the HCSO. Officer Proctor discussed the activity within the District for the past month. He stated that he has made several traffic stops near Faulkey Gulley. Officer Proctor stated that the regular contract officer will return from military leave on August 15th.

The Board next considered the status of security monitoring services. No one present had anything new to report.

Mr. DeAyala entered the meeting at this time.

The Board next considered the approval of the Interlocal Agreement for Law Enforcement Services with Harris County. Ms. Goodwin reviewed the Agreement with the Board and noted that the cost has increased slightly from the previous year. She stated that the new Agreement will be for a one-year term effective October 1st. After discussion, Director Theriot made a motion to approve the Agreement and to authorize the Vice President and Assistant Secretary to execute

same on behalf of the Board and the District. Director Campbell seconded the motion, which carried unanimously.

COMMENTS FROM THE PUBLIC

The Board next considered comments from the public. Mr. DeAyala introduced himself to the Board and stated that he serves as counsel for MFI HPE who has acquired the Compact Center buildings CCM05 and CCM07. He stated that he was advised that the District does not have sufficient capacity to serve the property, but that there may be an option to acquire services. Mr. DeAyala informed the Board that MFI HPE is open to considering alternative methods for receiving water and sanitary sewer services if necessary. Mr. DeAyala stated that the project will be completed in two (2) phases, and that his client will need services to serve phase II of the development by January 2026. Mr. Eby then presented a preliminary finding of an analysis of the District's existing water and sanitary sewer systems which reflects the previous allocation of water and sanitary sewer services. He stated that MFI HPE is now requesting 1,075,000 gallons per day of water and 300,000 gallons per day of sanitary sewer services. Mr. Eby discussed the improvements that would be needed in order to meet the service request from MFI HPE and reviewed photos of same. Mr. Eby then proposed that the District authorize Eby to prepare a feasibility study to determine the possibility of serving the project in two (2) phases. After discussion, Director Theriot made a motion to authorize Eby to prepare a feasibility study for the project. Director Campbell seconded the motion, which unanimously carried.

Ms. Redden entered the meeting at this time.

TAX ASSESSOR-COLLECTOR REPORT

The Board next considered the Tax Assessor-Collector Report. Mr. Arterburn presented the attached Tax Assessor-Collector Report (**Exhibit A**) dated June 30, 2025. He reviewed the total receivables, the cash balance, disbursements, and checks as reflected in the report. Mr. Arterburn stated that a Depository Pledge Agreement with Stellar Bank will need to be executed at next month's meeting. After discussion of the report, Director Campbell made a motion to approve the Tax Assessor-Collector Report as presented, and to approve the checks identified in the report for payment. Director Theriot seconded the motion, which carried unanimously.

OPERATIONS REPORT

The Board next considered the attached report on the District's water, sanitary sewer, and storm sewer systems for the month of May (**Exhibit B**).

Mr. Wright reported that water accountability for the month was 96.57%. He reported that the District's facilities operated in compliance with their respective permits during the month.

Mr. Wright next discussed the Northside electric bill. He stated that Northside was turned off on July 17th but stated that payment was made and electricity restored.

Mr. Wright next reported that WDM received the final invoice from Electrical Field Services in the amount of approximately \$29,000 for the repair of the offsite well at Water Plant No. 2 performed last August. Mr. Wright confirmed that WDM and Inframark have no record of the final invoice being paid and recommended payment of same. After discussion, Director Theriot made a motion to approve payment to Electrical Field Services in the amount of approximately \$29,000. Director Campbell seconded the motion, which unanimously carried.

Mr. Wright reported on the remaining amounts to be paid by the Federal Emergency Management Agency ("FEMA"). He stated FEMA is requesting an eight (8) page report and additional documentation to support the District's request for payment of \$275,000. Mr. Wright stated that Mr. Robert Cardenas is no longer with Inframark so WDM is working with a new representative to obtain the requested information. Ms. Redden stated that she will research whether she has the requested documentation.

Mr. Wright next presented the Daily Usage Report and Usage Summary for the permit period and reviewed same with the Board.

The Board next considered the review of monthly service billing and collections. Mr. Wright reviewed the monthly invoice from WDM and answered questions from the Board regarding same.

Mr. Wright next reviewed the consumption report with the Board.

After discussion, Director Campbell made a motion to accept the operator's report as presented. Director Theriot seconded the motion, which carried unanimously.

STATUS OF CONSTRUCTION OF PICKLEBALL COURT AT LAKEWOOD CROSSING PARK

Mr. Eby next reported on the status of the construction contract with My Backyard Sports for construction of a pickleball court at Lakewood Crossing Park. He stated that the contractor completed all punchlist items and that final payment was released and the project is complete.

ENGINEERING REPORT

The Board next considered the Engineering Report (**Exhibit C**).

Mr. Eby reported that the benches were installed at the pickleball court at Lakewood Crossing Park and reviewed photos of same.

Mr. Eby next reported on Lakewood Crossing Park. He presented the attached proposal from Brian Gardens Landscape in the amount of \$10,713.37 for renovations to the park, wherein \$5,804.34 would be allocated towards renovation and improvements to the pickleball court area. He stated that Stormwater Solutions installed silt fencing near the pickleball court, but the area continues to have an erosion issue. He noted that Brian Gardens is proposing to install river rocks on the slope near the pickleball court to help with the erosion, along with other aesthetic

improvements, including the planting of a new tree. Mr. Eby stated that in addition to the river rocks, he recommends installation of an additional retaining wall with an adjacent drainage swale and a French drain to improve drainage around the pickleball court area. He presented the attached proposal from Flores Concrete Contractors Inc. in the amount of \$8,465.00 for the concrete retaining wall and swales. After discussion, Director Theriot made a motion to approve the proposal from Brian Gardens Landscape for the entire amount of \$10,713.37 for the renovations at Lakewood Crossing Park, with the approval of the \$5,804.34 for the pickleball court area being contingent on the confirmation that there is an irrigation line currently in place to water the proposed tree, and to approve the proposal from Flores Concrete Contractors Inc. in the amount of \$8,465.00 for installation of a concrete retaining wall, drainage swale and French drain. Director Campbell seconded the motion, which unanimously carried.

Mr. Eby reported on the status of preparation of a Geographic Information System ("GIS") for the District. He stated that he continues to review the GIS maps prepared by R.G. Miller. He also stated that WDM is working on the valve survey which will be compared to the maps once complete. Mr. Eby suggested coordinating with WDM in order to track invoices, repairs and pictures for maintenance and repairs to the facilities.

Mr. Eby next presented a proposal from Signquick in the amount of \$673.00 for the purchase of three (3) new signs to be installed at the Skate Park and Pickleball Court. After discussion, Director Theriot made a motion to approve the proposal from Signquick in the amount of \$673.00 for the purchase of three (3) new signs. Director Rhodes seconded the motion, which unanimously carried.

Mr. Eby reviewed the Water Plant No. 1 monthly checklist for the month of July from TYEG along with the related invoices and recommended payment of same.

The Board next considered the utility commitment request from Price Development Group, LLC ("Price") regarding water and sanitary sewer service for a 13.94-acre tract of land located southwest of the intersection of Tomball Parkway and Chasewood Park Drive in Chasewood Technology Park, Section Two. Mr. Eby reviewed the required improvements necessary to serve the development and stated that the cost would be approximately \$40,000.

Mr. Eby reported that Neil Technical Services is working on the box replacement at the WWTP.

After discussion, Director Campbell made a motion to approve the Engineering Report. Director Theriot seconded the motion, which carried unanimously.

CONSENT TO ENCROACHMENT AND INDEMNITY AGREEMENT

The Board next considered the review and approval of a Consent to Encroachment and Indemnity Agreement relative to paving for the multifamily development by Price Partners Group, LLC. Ms. Goodwin presented the Agreement and reviewed same with the Board. After discussion, Director Campbell made a motion to approve the Consent to Encroachment and Indemnity Agreement relative to paving for the multifamily development by Price Partners Group,

LLC, and to authorize the Vice President to execute same on behalf of the Board and the District. Director Theriot seconded the motion, which unanimously carried.

BOOKKEEPING REPORT

The Board next considered the Bookkeeper's Report. Ms. Redden reviewed the Bookkeeping Report (**Exhibit D**), including the checks presented for payment. After discussion, Director Theriot made a motion to approve the Bookkeeper's Report, including the checks presented for payment. Director Campbell seconded the motion, which carried unanimously.

ADOPT OPERATING BUDGET

The Board next considered adoption of the operating budget for the fiscal year ending September 30, 2026. Ms. Redden reviewed the draft budget with the Board. The Board deferred adoption of the budget until next month's meeting.

DISCUSS ANNUAL WATER CONSERVATION MEETING


The Board next discussed the annual water conservation meeting. Director Theriot asked the Board if it would like to participate in the meeting in conjunction with National Night Out on October 7, 2025. She requested approval to spend up to \$3,000 for the event. After discussion, Director Campbell made a motion to participate in the annual water conservation meeting and to authorize the use of up to \$3,000 for expenses for the event. Director Rhodes seconded the motion, which unanimously carried.

ITEMS FOR FUTURE AGENDAS

The Board next considered matters for possible placement on future agendas. The Board concurred to schedule the next Board meeting on Monday, September 8, 2025.

ADJOURNMENT OF BOARD MEETING

There being no further business to come before the meeting, it was adjourned.

A handwritten signature in black ink, appearing to read "Stephen Larner". The signature is fluid and cursive, written over a horizontal line.

Secretary, Board of Directors

LIST OF EXHIBITS

August 4, 2025

- | | |
|-----------|---|
| Exhibit A | Tax Assessor Collector's Report |
| Exhibit B | Operator's Report |
| Exhibit C | Engineering Report and related handouts |
| Exhibit D | Bookkeeping Report |

OATH

STATE OF TEXAS:

COUNTY OF HARRIS

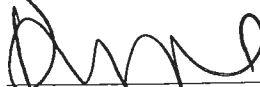
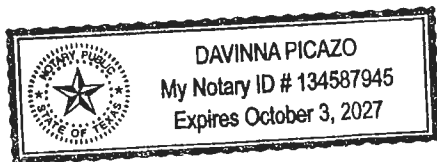
I, Monica Peña, an authorized officer of Utility Tax Service, LLC, the Tax Assessor-Collector, being duly sworn state that the attached report reflects a true and correct accounting of all taxes collected during the month stated herein.



Monica Peña, RTA
Utility Tax Service, LLC

SWORN TO AND SUBSCRIBED BEFORE ME, THIS 1st DAY OF AUGUST, 2015

(SEAL)



NOTARY PUBLIC, STATE OF TEXAS

My commission expires 10/3/27



1750 W 43rd Street | Houston, Texas 77018 | Voice: 713-688-3855

HARRIS COUNTY M.U.D. #286 TAX REPORT SUMMARY 7/31/2025

Total Receivables as of	7/31/2025	\$	3,199.46	Pg 2
Cash Balance as of	6/30/2025	\$	65,154.48	Pg 3
July Receipts		\$	1,080.07	Pg 3
July Disbursements		\$	(7,041.64)	Pg 3
August Disbursements:				
3 Checks		\$	(2,846.54)	Pg 4
Cash Balance as of	8/1/2025	*	\$ 56,346.37	Pg 4

CURRENT COLLECTIONS & 4 YEAR HISTORICAL DATA

Year	Collections 7/31/2025	Adjustments 7/31/2025	Reserve Uncollectibles	Collections 9/1/20-7/31/2025	Receivables 7/31/2025	Percent Collected
2024	758.64	(1,093.70)		377,137.33	1,757.02	99.54
2023				391,213.10	844.68	99.78
2022				437,712.20	573.46	99.87
2021				510,656.18	24.30	99.99
2020			333.84	512,547.81		100.00

Last Year's Percentage Collection as of 7/31/2024: 99.66%

CURRENT CERTIFIED VALUES & 4 YEAR HISTORICAL DATA

Year	Debt Rate	M&O Rate	Total Tax Rate	Original Value	Adjustments	Adjusted Taxable Value	Taxable Levy
2024	0.00	0.1000	0.1000	373,849,004	5,045,422	378,894,426	378,894.35
2023	0.00	0.1078	0.1078	386,655,244	(22,965,321)	363,689,923	392,057.78
2022	0.00	0.1138	0.1138	474,130,900	(88,993,970)	385,136,930	438,285.66
2021	0.00	0.1218	0.1218	442,291,030	(23,013,102)	419,277,928	510,680.48
2020	0.00	0.1250	0.1250	455,630,633	(45,325,360)	410,305,273	512,881.65

(Maintenance Tax Not To Exceed \$0.50)

***43,817.12 Estimated Refunds due to pending CAD Lawsuits**

HARRIS COUNTY M.U.D. #286 TAX REPORT 7/31/2025

Receivables at 8/31/2024	\$	4,468.24	
Reserve For Uncollectibles:	\$	(628.76)	
Prior Year Adjustments:	\$	(540.38)	\$ 3,299.10

2024 Tax Levy	\$	373,848.93	
SR 1-11 & KR 1-11	\$	5,045.42	\$ 378,894.35

Tax Collections From 9/1/2024 - 7/31/2025

2024	\$	377,137.33
2023	\$	(36.19)
2022	\$	318.01
2021	\$	1,583.74
2020	\$	(8.90)

(\$ 378,993.99)

TOTAL RECEIVABLES AS OF	7/31/2025	\$	3,199.46
			=====

HARRIS COUNTY M.U.D. #286

7/31/2025

	<u>Month of</u> <u>7/31/2025</u>	<u>Fiscal to Date</u> <u>10/1/2024-7/31/2025</u>
Cash Balance as of 6/30/2025	\$ 65,154.48	\$ 11,060.45
Receipts:		
Current/Prior Taxes	(335.06)	378,993.99
Penalty & Interest	132.91	3,990.33
Atty's Fee-Delinquent Coll	179.50	892.54
Overpayment Refunds		109,833.44
Adjustment Refunds	1,093.70	4,791.97
Rendition Penalty	9.02	2,470.40
Stale Dated Checks		5,015.20
Voided Checks		
Stop Payment Checks		
Bank Charge Reimb		(36.70)
NSF Fee		
Tax Certificates		
Bank Interest		
TOTAL RECEIPTS:	1,080.07	505,951.17
Disbursements:		
Transfer/General Fund	5,000.00	325,000.00
Tax A/C Fee	494.70	4,985.25
SB2 Fees	250.00	2,500.00
Additional Services		300.00
Tax A/C Bond Premium		50.00
Reimb Tax A/C Bond Premium		
Atty's Fee-Delinquent Coll		638.80
Overpayment Refunds		109,830.63
Adjustment Refunds		3,709.94
Reissued Adjustment Refunds		
CAD Assessment		1,993.00
Reimb CAD Assessment		
Rendition Penalty	1.60	123.19
Computer Costs		507.45
Office Expenses	1,118.86	3,088.11
Tax Certificates		
Reimb NSF Fees		
Postage		1,280.06
Stale Dated Check Cashed		82.10
SPA Ride Out		2,264.71
Publication-Legal Notice		864.38
Aerial Photo		
Cyber Insurance	76.71	76.71
Bank Charges	99.77	524.38
Total Disbursements:	(\$ 7,041.64)	(\$ 457,818.71)
Cash Balance as of 7/31/2025	\$ 59,192.91	\$ 59,192.91
	=====	=====

HARRIS COUNTY M.U.D. #286
7/31/2025

CURRENT COLLECTIONS & HISTORICAL DATA

<u>Year</u>	<u>Collections</u> <u>7/31/2025</u>	<u>Adjustments</u> <u>7/31/2025</u>	<u>Reserve</u> <u>Uncollectibles</u>	<u>Collections</u> <u>9/1/98-7/31/2025</u>	<u>Receivables</u> <u>7/31/2025</u>	<u>Percent</u> <u>Collected</u>
2024	758.64	(1,093.70)		377,137.33	1,757.02	99.54
2023				391,213.10	844.68	99.78
2022				437,712.20	573.46	99.87
2021				510,656.18	24.30	99.99
2020			333.84	512,547.81		100.00
2019			178.85	592,645.36		100.00
2018			116.07	631,300.09		100.00
2017			183.15	790,950.96		100.00
2016			150.07	811,030.49		100.00
2015			434.05	832,209.61		100.00
2014			67.88	963,976.24		100.00
2013			42.47	856,716.94		100.00
2012			31.65	772,102.99		100.00
2011			13.74	707,626.23		100.00
2010			17.02	736,843.35		100.00
2009			6.36	822,101.85		100.00
2008			271.42	1,011,174.67		100.00
2007			279.35	1,068,711.39		100.00
2006			198.91	1,145,113.90		100.00
2005			198.91	1,033,681.55		100.00
2004				1,017,730.63		100.00
2003				1,084,093.17		100.00
2002			15.57	981,347.06		100.00
2001			103.02	1,050,783.10		100.00
2000			42.38	1,013,638.41		100.00
1999			51.92	990,861.35		100.00
1998			7.97	980,058.97		100.00

CURRENT CERTIFIED VALUES & HISTORICAL DATA

<u>Year</u>	<u>Debt Rate</u>	<u>M&O Rate</u>	<u>Total</u> <u>Tax Rate</u>	<u>Original</u> <u>Value</u>	<u>Adjusted</u> <u>Adjustments</u>	<u>Adjusted</u> <u>Taxable Value</u>	<u>Taxable</u> <u>Levy</u>	<u>SR & KR</u> <u>Rolls</u>
2024	0.000	0.10000	0.10000	373,849,004	5,045,422	378,894,426	378,894.35	11-11
2023	0.000	0.10780	0.10780	386,655,244	(22,965,321)	363,689,923	392,057.78	23-23
2022	0.000	0.11380	0.11380	474,130,900	(88,993,970)	385,136,930	438,285.66	35-35
2021	0.000	0.12180	0.12180	442,291,030	(23,013,102)	419,277,928	510,680.48	47-47
2020	0.000	0.12500	0.12500	455,630,633	(45,325,360)	410,305,273	512,881.65	59-59
2019	0.000	0.12500	0.12500	494,333,588	(20,217,341)	474,116,247	592,645.36	64-64
2018	0.000	0.13000	0.13000	349,407,306	136,208,205	485,615,511	631,300.15	64-64
2017	0.000	0.13000	0.13000	504,536,207	104,028,473	608,564,680	791,134.11	60-60
2016	0.000	0.13000	0.13000	539,929,649	84,055,446	623,985,095	811,180.56	85-85
2015	0.000	0.13000	0.13000	575,327,052	65,168,044	640,495,096	832,643.66	60-60
2014	0.000	0.16000	0.16000	487,341,797	115,185,757	602,527,554	964,044.12	59-59
2013	0.000	0.18000	0.18000	263,844,130	212,133,351	475,977,481	856,759.41	59-59
2012	0.048	0.13250	0.18000	273,678,291	155,285,412	428,963,703	772,134.64	59-59
2011	0.048	0.13250	0.18000	289,143,233	103,990,097	393,133,330	707,639.97	59-59
2010	0.048	0.13250	0.18000	262,104,965	147,261,916	409,366,881	736,860.37	63-63
2009	0.048	0.13250	0.18000	498,785,636	(42,058,846)	456,726,790	822,108.21	67-67
2008	0.040	0.14000	0.18000	642,719,451	(80,804,925)	561,914,526	1,011,446.09	72-52
2007	0.040	0.16000	0.20000	559,116,611	(24,621,227)	534,495,384	1,068,990.74	73-110
2006	0.200	0.09000	0.29000	271,895,373	123,040,060	394,935,433	1,145,312.81	
2005	0.280	0.01000	0.29000	354,428,002	2,082,485	356,510,487	1,033,880.46	81-50
2004	0.280	0.01000	0.29000	191,498,040	159,443,650	350,941,690	1,017,730.63	8-13
2003	0.280	0.01000	0.29000			373,825,320	1,084,093.17	5-15
2002	0.230	0.00000	0.23000			426,679,350	981,362.63	5-15
2001	0.215	0.00000	0.21500			488,779,980	1,050,877.12	3-10
2000	0.199	0.00000	0.19870			510,177,710	1,013,680.79	4-17
1999	0.199	0.00000	0.19870			498,724,270	990,913.27	4-13
1998	0.228	0.00000	0.22770			430,420,140	980,066.94	10-15

HARRIS COUNTY M.U.D. #286
7/31/2025

Notes:

- \$ 1,093.70** Reported as 2024 taxes collected on 3/2025 report. Transferred to adjustment refund per KR #11 on 7/2025 report. Account #1336790010002
- \$ 9.02** Reported as rendition penalty on 7/2025 report. Will be issued when more funds are collected. ($\$9.02 \times 5\% = \0.45)

Presigned Checks (Pg 4):

Check #1212 To be signed & held for HCAD Publication-Legal Notice.

Installment Agreements:

<u>Year(s)</u>	<u>Taxpayer/Account #</u>	<u>Payment Schedule</u>	<u>Current Yes/No</u>
----------------	---------------------------	-----------------------------	---------------------------

HARRIS COUNTY
MUNICIPAL UTILITY DISTRICT NO. 286
PH. 713-688-3855
1750 W 43RD STREET
HOUSTON, TX 77018



1213

BANK OZK
81-727/829

8/1/2025

PAY TO THE
ORDER OF

Howdy Hotels LP

\$ **1,093.70

One Thousand Ninety-Three and 70/100*****

DOLLARS

Howdy Hotels LP
Po Box 2864
Bryan, Tx 77805-2864



AUTHORIZED SIGNATURE

MEMO

HARRIS COUNTY

Howdy Hotels LP

2024 Adjustment Refund
Account #1336790010002

8/1/2025

1,093.70

1213

Harris Co MUD #286

1,093.70

HARRIS COUNTY

Howdy Hotels LP

2024 Adjustment Refund
Account #1336790010002

8/1/2025

1,093.70

1213

Harris Co MUD #286

1,093.70



1750 West 43rd Street | Houston, Texas 77018 | Voice: 713-688-3855

Harris County M.U.D. #286 Adjustment Refund Invoice

Account #: 1336790010002
Owner: HOWDY HOTELS LP

Year	Reason	Last Payment	Refund
2024	Roll KR-11 Appraised Values Lowered	3/6/2025	1,093.70

Check #: 1213
Amount: 1,093.70
Paid: 8/1/2025

Payable to:

HOWDY HOTELS LP
PO BOX 2864
BRYAN, TX 77805-2864

HARRIS COUNTY
MUNICIPAL UTILITY DISTRICT NO. 286
PH. 713-688-3855
1750 W 43RD STREET
HOUSTON, TX 77018



1214

BANK OZK
81-727/829

8/1/2025

PAY TO THE
ORDER OF Perdue Brandon Fielder Collins & Mott LLP

\$ **253.74

Two Hundred Fifty-Three and 74/100***** DOLLARS

Perdue Brandon Fielder Collins & Mott LLP
1235 North Loop West, Suite 600
Houston, TX 77008



AUTHORIZED SIGNATURE

MEMO



HARRIS COUNTY

1214

Perdue Brandon Fielder Collins & Mott LLP

8/1/2025

April 2025 Collections	7.37
May 2025 Collections	7.59
June 2025 Collections	59.28
July 2025 Collections	179.50
Attorney's Fee - Delinquent Collections	

Harris Co MUD #286

253.74

HARRIS COUNTY

1214

Perdue Brandon Fielder Collins & Mott LLP

8/1/2025

April 2025 Collections	7.37
May 2025 Collections	7.59
June 2025 Collections	59.28
July 2025 Collections	179.50
Attorney's Fee - Delinquent Collections	

PAYMENT
RECORDED

Harris Co MUD #286

253.74



1750 W 43rd Street I Houston, Texas 77018 I Voice: 713-688-3855

August 1, 2025

Board of Directors
Harris County M.U.D. #286

Attorney's Fee – Delinquent Collections

April 2025 Collections	\$ 7.37
May 2025 Collections	\$ 7.59
June 2025 Collections	\$ 59.28
July 2025 Collections	<u>\$179.50</u>

Total: \$253.74

Check # 1214
Paid 8/1/2025

Payable to:

Perdue Brandon Fielder Collins & Mott LLP
1235 North Loop West, Suite 600
Houston, TX 77008

HARRIS COUNTY
MUNICIPAL UTILITY DISTRICT NO. 286
PH. 713-688-3855
1750 W 43RD STREET
HOUSTON, TX 77018



1215

BANK OZK
81-727/829

8/1/2025

PAY TO THE
ORDER OF

Utility Tax Service, LLC

\$ **1,499.10

One Thousand Four Hundred Ninety-Nine and 10/100***** DOLLARS

Utility Tax Service, LLC



MEMO

AUTHORIZED SIGNATURE



HARRIS COUNTY

1215

Utility Tax Service, LLC

8/1/2025

August Monthly Tax A/C Fee	494.70
SB2 Monthly Fee	250.00
SPA Ride Out 2nd Qtr Billing Office Exepenses	754.40
Invoice #26248	

Harris Co MUD #286

1,499.10

HARRIS COUNTY

1215

Utility Tax Service, LLC

8/1/2025

August Monthly Tax A/C Fee	494.70
SB2 Monthly Fee	250.00
SPA Ride Out 2nd Qtr Billing Office Exepenses	754.40
Invoice #26248	

Harris Co MUD #286

1,499.10

UTS, LLC

%Utility Tax Service, LLC
1750 West 43rd St.
Houston, TX 77018

Invoice

Date	Invoice #
8/1/2025	26248

Bill To
HC MUD 286

Item	Description	Amount
Monthly Fee	August Tax Assessor-Collector Fee	494.70
SB2 Fees	Monthly Fee	250.00
SPA Ride Out	2nd Quarter Ride-Out	754.40
		CK: 1215 PCI: 8/1/25

Total	\$1,499.10
Payments/Credits	\$0.00
Balance Due	\$1,499.10



Water District Management

OVER 54 YEARS OF
DEDICATED SERVICE

Harris County Municipal Utility District No. 286

Water Operations Report

Meeting Date: August 4, 2025

Harris County MUD No. 286

WATER DISTRIBUTION SYSTEM SUMMARY

June 2025

NHCRWA Permit No.		No longer providing Permit Nos.	
Permit Period		12-01-2024 to 11-30-2025	
Monthly Pumpage: Wells		4.5%	561,000
Year to Date Pumpage: Wells		7 Months	2,672,000
Monthly NHCRWA Surface Water Intake			11,927,000
Year to Date NHCRWA Surface Water Intake			59,463,000
Combined Monthly: Pumpage + Intake			12,488,000
Combined Daily Average: Pumpage + Intake			416,000
Combined Year to Date: Pumpage + Intake			62,135,000
Cumulative Monthly Average			8,876,429
Water Accountability		Current Month 96.57% / 96.22%YTD	
Water Bacteriology		Date Taken	Results of Analyses
Number of Routine Samples:	5	6/16/25	All Negative
Number of Routine Samples:	5	6/19/25	All Negative
Number of Special Samples:	0		
Comments: All Good			

TCEQ MONTHLY REPORT
Water Works Operation for
Ground water Supplies

Send Reports To: TCEQ
P.O. Box 13087
Austin, TX 78711-3087

Name of system Harris County MUD No. 286

County Harris

Water System I.D. No. 101-2532

Month of: June 2025

Day of Month	Pumpage to Distribution System in Thousand Gals.				Disinfection		Chloramines	Free Ammonia	
	Direct from Wells	From Gnd. Storage	Purchased from Others	Total Pumpage	Entry Point	Dist. System			
1			438	438	3.1	2.7			
2	21		305	326	3.5	3.4	3.3	0.02	
3			588	588	3.7	3.0			
4			435	435	3.6	3.2			
5	22		443	465	3.5	3.3			
6	53		284	337	3.3	3.2			
7			721	721	3.6	3.0			
8			156	156	3.5	3.1			
9	22		576	598	4.1	4.0			
10			429	429	3.6	3.4			
11			421	421	3.7	3.7	3.7	0.01	
12	90		280	370	3.2	3.3			
13	1		278	279	3.0	2.2			
14			282	282	3.0	2.0			
15			373	373	3.0	2.1			
16	22		309	331	3.0	2.8	2.8	0.01	
17			420	420	3.4	2.9			
18			301	301	3.5	2.9			
19	179		436	615	3.7	3.1			
20			488	488	4.2	3.6			
21			381	381	4.0	3.1			
22			433	433	4.0	3.2			
23	22		431	453	2.8	2.1			
24			583	583	2.9	1.5			
25			278	278	2.9	2.2			
26	129		432	561	2.8	2.0			
27			433	433	2.8	1.6	1.8	0.00	
28			280	280	2.8	2.1			
29			422	422	2.7	2.0			
30			291	291	1.2	0.9			
TOTAL:	561	0	11927	12488					
AVG.:	56		398	416	3.3	2.7	2.9	0.0	
MAX.:	179		721	721	4.2	4.0	3.7	0.0	
Min.:	1		156	156	1.2	0.9	1.8	0.0	

DISINFECTANT LEVEL QUARTERLY OPERATING REPORT (DL QOR)
FOR GROUNDWATER OR PURCHASED-WATER PUBLIC WATER SYSTEMS--ANY SIZE

Please print or type. Forms that are not readable will not be processed.

Select Quarter: **2nd Apr / May / Jun**

Select Year: **2025**

PWS Name: **Harris County MUD No. 286**

PWS ID: **101-2532**

Type of Disinfectant Used in Distribution System*

Chloramines

* If you used chloramines and free chlorine at any time during this quarter, select both.

First Month of Quarter: Monthly Summary

Month: **April**

Was the PWS active this month? ☒ Yes ☐ No

Average of all disinfectant residuals for this month	Number of residuals collected this month	Number below MIN for this month	Number with NO residual for this month
3.0 mg/L	30 readings	0 readings 0.0%	0 readings 0.0%

Second Month of Quarter: Monthly Summary

Month: **May**

Was the PWS active this month? ☒ Yes ☐ No

Average of all disinfectant residuals for this month	Number of residuals collected this month	Number below MIN for this month	Number with NO residual for this month
3.2 mg/L	31 readings	0 readings 0.0%	0 readings 0.0%

Third Month of Quarter: Monthly Summary

Month: **June**

Was the PWS active this month? ☒ Yes ☐ No

Average of all disinfectant residuals for this month	Number of residuals collected this month	Number below MIN for this month	Number with NO residual for this month
2.7 mg/L	30 readings	0 readings 0.0%	0 readings 0.0%

Quarterly Summary and Certification

Average of all disinfectant residuals for this quarter	Lowest residual for this quarter	Highest residual for this quarter
3.0	0.9	4.0

I certify that I am familiar with the information contained in this report and that, to the best of my knowledge, the information is true, complete, and accurate.

Signature: Dustin Roberts

Date: July 2 , 2025

Print Name: Dustin Roberts for David B. Rowe

Title: Compliance Manager, Water District Manager

281-989-8464

License #: WO 0004001

Email address: droboters@wdmtexas.com

Complete this DL QOR for the previous quarter at the beginning of April, July, October, and January; and submit it to be received by the TCEQ by the 10th of the month.

Always print and sign form, and keep a copy with your records for TCEQ review.

TCEQ / PDW MC-155

Attn: DL QOR

PO Box 13087

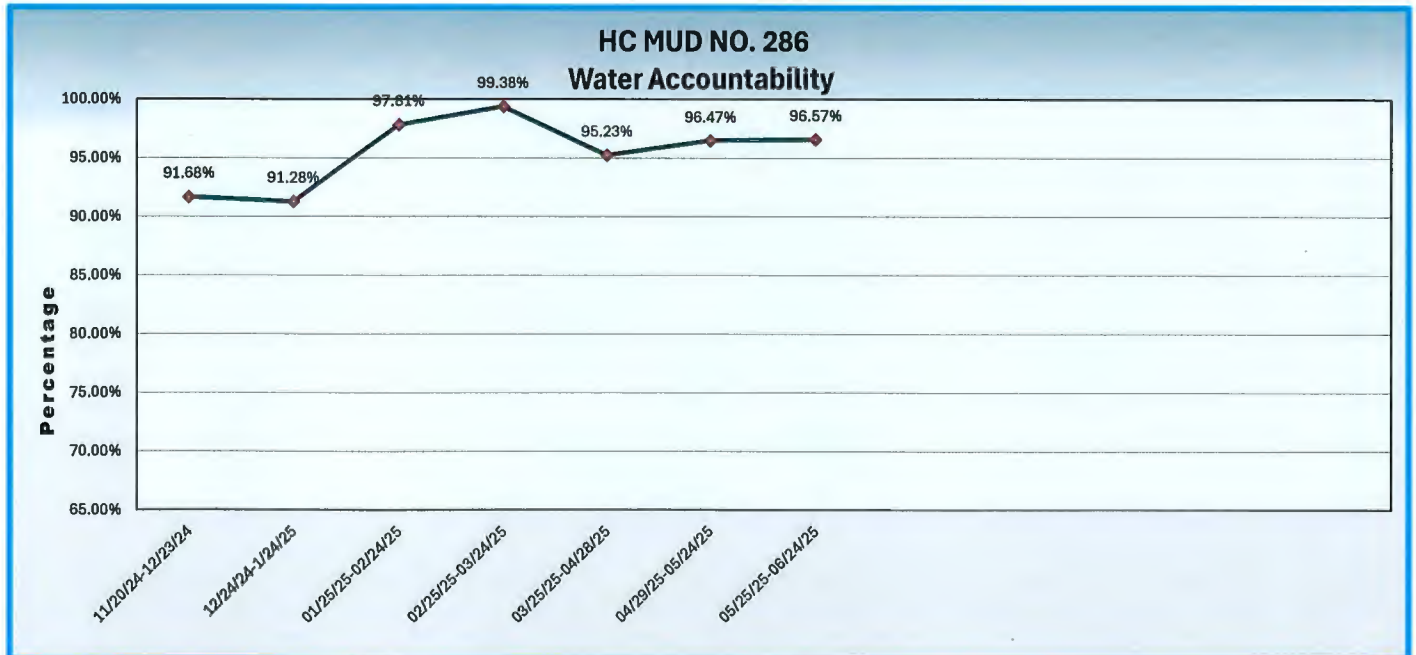
Austin, TX 78711-3087

Harris County MUD No. 286

Water Usage Summary

HGSD Permit Period

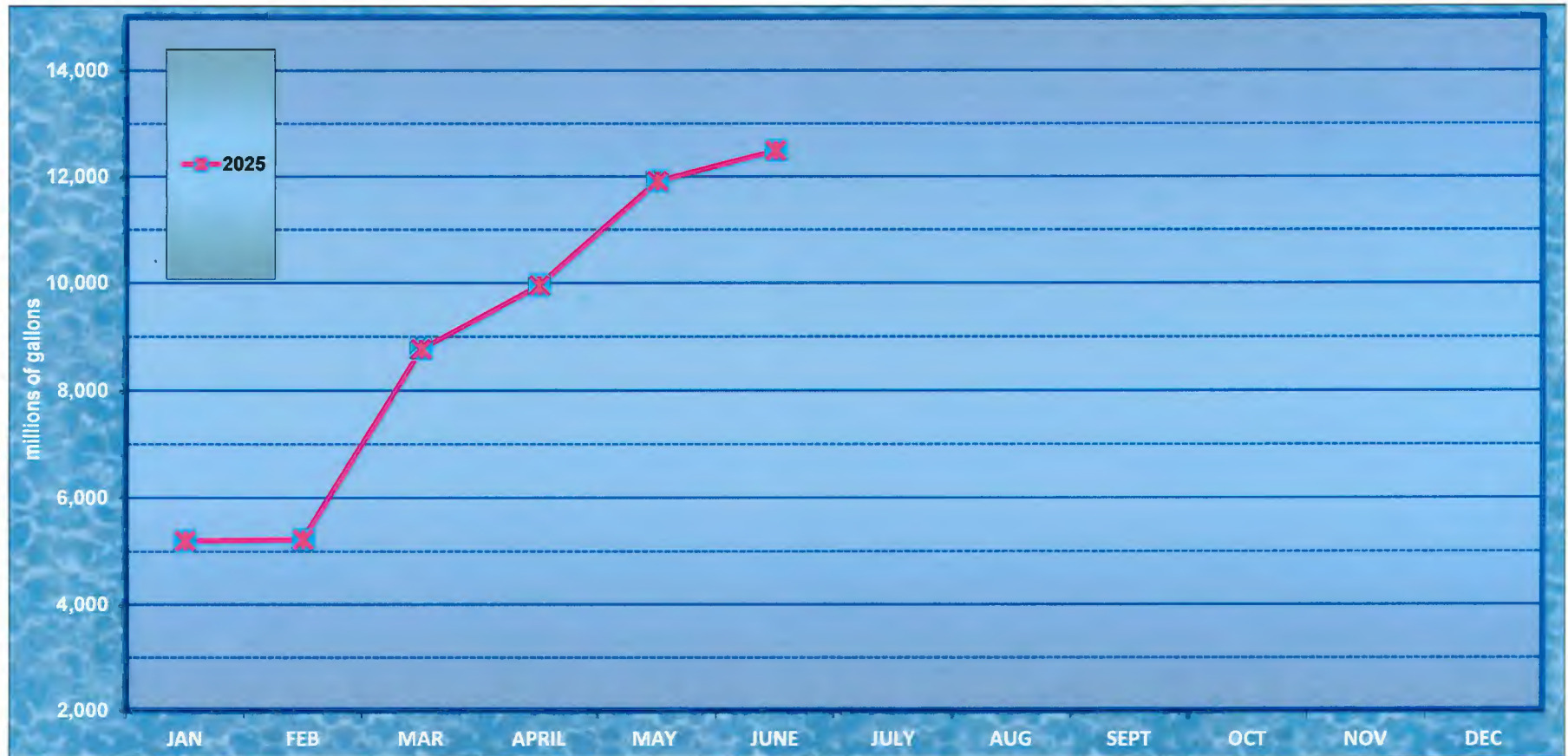
Reporting Period	Groundwater Production	NHCRWA SW	IC Purchased Water	Billed Consumption	Leaks	Flushing Jettings	GST Overflow Empty	No Bill Accounts	IC Sold Water	Monthly %	YTD %
11/20/24-12/23/24	0.569	9.070	0.000	8.508	0.000	0.305	0.000	0.000	0.024	91.68%	91.68%
12/24/24-1/24/25	0.532	5.407	0.000	5.048	0.000	0.372	0.000	0.000	0.001	91.28%	91.53%
01/25/25-02/24/25	0.235	5.386	0.000	4.976	0.000	0.518	0.000	0.000	0.004	97.81%	93.19%
02/25/25-03/24/25	0.220	7.470	0.000	7.355	0.000	0.285	0.000	0.000	0.002	99.38%	94.84%
03/25/25-04/28/25	0.395	10.836	0.001	10.459	0.000	0.067	0.000	0.169	0.001	95.23%	94.95%
04/29/25-05/24/25	0.222	9.751	0.002	9.356	0.000	0.160	0.000	0.105	0.000	96.47%	95.25%
05/25/25-06/24/25	0.372	12.348	0.000	12.061	0.000	0.041	0.000	0.181	0.001	96.57%	96.22%
Permit Period Nov - Dec	2.545	60.268	0.003	57.763	0.000	1.748	0.000	0.455	0.033		95.52%
YTD Jan - Dec 2025	1.976	51.198	0.003	49.255	0.000	1.443	0.000	0.455	0.009		96.21%



Harris County MUD No. 286's Annual Water Usage by Month

HGSD permit is 400 million gallons annually

Year	JAN	FEB	MAR	APRIL	MAY	JUNE	JULY	AUG	SEPT	OCT	NOV	DEC	TOTAL:	Monthly average:	Median	Highest month	Lowest month	Indoor usage	Outdoor usage	% Outdoor usage
2025	5,199	5,226	8,774	9,960	11,921	12,488							53,568	8,928	9,367	12,488	5,199	31,194	22,374	41.8%
average through the years																			41.8%	



NORTH HARRIS COUNTY REGIONAL WATER AUTHORITY
Groundwater and/or Surface Water Reporting and Billing Form - 2025

Report filed online <http://oprs.nhcrwa.com>

Name of Well Owner or Recipient of Surface Water: Harris County MUD 286

Billing period for which the report is being filed

<i>Billing Period</i>	<i>Rate per 1,000 gallons</i>	<i>Due Date</i>
June 1-30, 2025	\$2.60 groundwater \$3.05 surface water	August 18, 2025

Gallons of Groundwater Pumped for Billing Period

	<i>Date</i>	<i>Readings</i>	<i>Total</i>
Well #4059	6/1 - 6/30	(123889 -> 124073) x 1000	184000
Well #4297	6/1 - 6/30	(654 -> 873) x 1000	377000
Adjustment	6/19	Meter malfunction	158000

Water imported from outside NHCRWA

	Total	0
--	-------	---

Miscellaneous water (not billed)

<i>Third Party</i>	<i>Type</i>	<i>Date</i>	<i>Amount</i>
Water Received (total)		Water Provided (total)	
0		0	

Gallons of Surface Water Received for Billing Period (Reported Monthly)

<i>Start Reading</i>	<i>End Reading</i>	<i>Adjustment</i>	<i>Comment</i>	<i>Total</i>
2485349 x 1000	2497696 x 1000	0		12347000
			<i>Total:</i>	12347000

1	Enter total gallons of groundwater pumped and/or imported	561,000
2	Divide by 1000	561
3	Total groundwater fee due (multiply line 2 x \$2.60)	\$1,458.60
4	Total gallons of surface water received	12,347,000
5	Divide by 1000	12,347
6	Total surface water fee due (multiply line 5 x \$3.05)	\$37,658.35
7	Deduct 2003 Capital Contribution Credit amount, if applicable	(\$0.00)
8	Deduct 2005 Capital Contribution Credit amount, if applicable	(\$0.00)
9	Deduct 2008 Capital Contribution Credit amount, if applicable	(\$0.00)
10	Deduct Chloramination System Credit or other asset credit, if applicable	(\$2,305.28)
11	Other Credits:	(\$0.00)
12	Total due	\$36,811.67

If your payment is received late, the Authority will send you an invoice for the late fees set forth in the Rate Order.
I declare that the above information is true and correct to the best of my knowledge and belief.

Date: July 15, 2025 Signed: _____

Name: Josefina Aguinaga

Title:

Make check payable to:

North Harris County Regional Water Authority; Dept. 35, P.O. Box 4346 Houston, Texas 77210-4346

Please mail this form with the payment or fax to 281-440-4104, phone: 281-440-3924

Harris County

MUD No. 286

WASTEWATER TREATMENT PLANT MONTHLY OPERATING SUMMARY

June 2025

TPDES Permit No. 0013020-001			Permit Expires: February 17, 2028		
NPDES Permit No. 0096920-001					
	Average		Maximum	Excursion	
Flow:	Actual MGD	0.212	% Permit DAF	0.271	No
	Permitted MGD	0.600	35%	N/A	
	Monthly Total	6.360	MG	Annual Average	0.196
CBOD ₅ :	Actual	4.3 lb/day	2.5 mg/L	2.8 mg/L	No
	Permitted	50.0 lb/day	10.0 mg/L	25.0 mg/L	
TSS:	Actual	5.3 lb/day	3.1 mg/l	3.6 mg/l	No
	Permitted	75.0 lb/day	15.0 mg/L	40.0 mg/L	
NH ₃ N	Actual	0.2 mg/l	0.1 mg/l	0.1 mg/l	No
	Permitted	15.0 lb/day	3.0 mg/L	10.0 mg/L	
E.coli	Actual	1.0		1.0	No
	Permitted	63 MPN/100ml		200 MPN/100ml	
Cl ₂ Residual:	Actual	Minimum		Maximum	No
		1.0 mg/l		3.4 mg/l	
		1.0 mg/L		4.0 mg/L	
Biosolids Management: None in June 2025.					
Comments: All Good.					

Expand Header

Form NODI:

Parameter		NODI	Quantity or Loading		Quality or Concentration				# of Ex.	Freq. of Analysis	Smpl. Type	
Code	Name		Value 1	Value 2	Units	Value 1	Value 2	Value 3	Units			
00300	Oxygen, dissolved [DO]	Smpl.	= 7.38						mg/L		01/07	GR
1 - Effluent Gross												
Season: 0		Req.	>= 4.0 Monthly Minimum					Milligrams per Liter		Weekly	Grab	
NODI:		NODI										
00400	pH	Smpl.	= 7.33				= 7.57		SU		01/07	GR
1 - Effluent Gross												
Season: 0		Req.	>= 6.0 Minimum				<= 9.0 Maximum		Standard Units		Twice Per Month	Grab
NODI:		NODI										
00530	Solids, total suspended	Smpl.	= 5.27		lb/d	= 3.13	= 3.6		mg/L		01/07	CP
1 - Effluent Gross												
Season: 0		Req.	<= 75.0 Daily Average		Pounds per Day	<= 15.0 Daily Average		<= 40.0 Daily Maximum	Milligrams per Liter		Weekly	Composite
NODI:		NODI										
00610	Nitrogen, ammonia total [as N]	Smpl.	= 0.17		lb/d	= 0.1	= 0.1		mg/L		01/07	CP
1 - Effluent Gross												
Season: 0		Req.	<= 15.0 Daily Average		Pounds per Day	<= 3.0 Daily Average		<= 10.0 Daily Maximum	Milligrams per Liter		Weekly	Composite
NODI:		NODI										
50050	Flow, in conduit or thru treatment plant	Smpl.	= 0.212	= 0.271	MGD						99/99	TM
1 - Effluent Gross												
Season: 0		Req.	<= 0.6 Daily Average		Req Mon	Daily Maximum			Million Gallons per Day		Continuous	Totalizer
NODI:		NODI										
50060	Chlorine, total residual	Smpl.	= 1.03				= 3.43		mg/L		01/01	GR
1 - Effluent Gross												
Season: 0		Req.	>= 1.0 Monthly Minimum				<= 4.0 Monthly Maximum		Milligrams per Liter		Daily	Grab
NODI:		NODI										
51040	E. coli	Smpl.				= 1.0	= 1.0		CFU/100mL		02/30	GR
1 - Effluent Gross												
Season: 0		Req.	<= 63.0 Daily Average				<= 200.0 Daily Maximum		Colony Forming Units per 100ml		Twice Per Month	Grab
NODI:		NODI										
80082	BOD, carbonaceous [5 day, 20 C]	Smpl.	= 4.29		lb/d	= 2.5	= 2.8		mg/L		01/07	CP
1 - Effluent Gross												
Season: 0		Req.	<= 50.0 Daily Average		Pounds per Day	<= 10.0 Daily Average		<= 25.0 Daily Maximum	Milligrams per Liter		Weekly	Composite
NODI:		NODI										

Harris County MUD 286

Annual Flow Calculation

June 2025

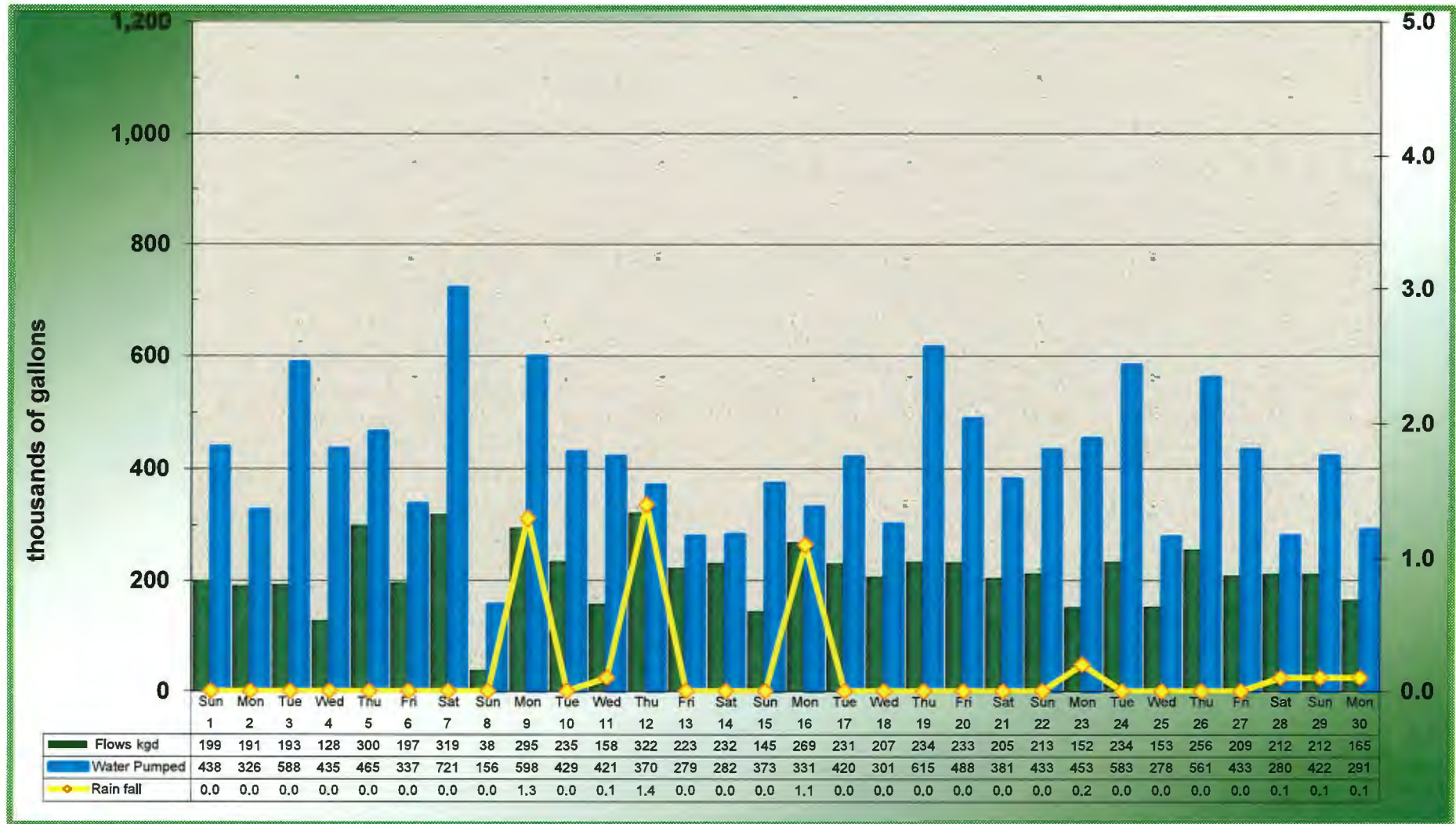
Month & Year	Monthly Flow
July 2024	6.421 MG
August 2024	8.500 MG
September 2024	6.046 MG
October 2024	6.785 MG
November 2024	5.348 MG
December 2024	5.240 MG
January 2025	5.261 MG
February 2025	4.621 MG
March 2025	5.830 MG
April 2025	5.449 MG
May 2025	5.859 MG
June 2025	6.360 MG
*12 Month Flow Total	71.720 MG
**Annual Daily Average	0.196 MG

*12 Month Flow Total - Represents the combined Monthly Flow for the 12 months as listed.

**Annual Daily Average - calculated daily average flow based on the preceding 12 Month Flow Total divided by 365 days.

HARRIS COUNTY MUD No. 286 WWTP FLOW / WATER PUMPED / RAIN HISTORY

June 2025



	Water pumped	WWTP flows -kgd	rain
total:	12,488	6,360	4.4
average:	416	212	0.1
median:	422	212	0.0

	Water pumped	WWTP flows -kgd	rain
maximum:	721	322	1.4
minimum:	156	38	0.0

FIN178 - Recap Report

Billing : 27115 - 05/25/25 - 06/24/25 - June 2025

Billing was run on 07/02/25 02:53:39 PM

Report By: G/L Account

Water District Management

Harris County MUD #286 - 72!

Description	Last Month Receivable	Adjustments	Applied Credits	Adjusted Receivable	Current Penalty	Returned Checks	Prior Pmt Distr.	Payment Distribution	Applied Deposits	Total Arrears	Current Billing	Ending Balance
Administrative Fee	\$500.00	\$0.00	\$0.00	\$500.00	\$0.00	\$0.00	\$0.00	(\$500.00)	\$0.00	\$0.00	\$500.00	\$500.00
Credit Refund	\$0.00	\$14.28	\$0.00	\$14.28	\$0.00	\$0.00	\$0.00	\$0.00	(\$14.28)	\$0.00	\$0.00	\$0.00
Deposits	\$0.00	\$50.00	\$0.00	\$50.00	\$0.00	\$0.00	\$0.00	(\$50.00)	\$0.00	\$0.00	\$0.00	\$0.00
Disconnect/Reconnect Fee	\$35.00	\$0.00	\$0.00	\$35.00	\$0.00	\$0.00	\$0.00	(\$35.00)	\$0.00	\$0.00	\$0.00	\$0.00
Grease Trap Inspections	\$1,425.00	\$0.00	\$0.00	\$1,425.00	\$0.00	\$0.00	\$0.00	(\$996.59)	\$0.00	\$428.41	\$900.00	\$1,328.41
Late Notice Fee	\$40.00	\$430.00	\$0.00	\$470.00	\$0.00	\$0.00	\$0.00	(\$210.00)	\$0.00	\$260.00	\$0.00	\$260.00
Miscellaneous	(\$58.06)	\$0.00	\$21.50	(\$36.56)	\$0.00	\$0.00	\$0.00	\$0.00	\$0.00	(\$36.56)	\$0.00	(\$36.56)
New Account/App Fee	\$0.00	\$0.00	\$0.00	\$0.00	\$0.00	\$0.00	\$0.00	\$0.00	\$0.00	\$0.00	\$0.00	\$0.00
NHC Regional Water Authority	\$22,404.48	\$0.00	\$0.00	\$22,404.48	\$0.00	\$0.00	(\$13.44)	(\$20,049.12)	\$0.00	\$2,341.92	\$27,081.60	\$29,423.52
NSF	\$0.00	\$25.00	\$0.00	\$25.00	\$0.00	\$0.00	\$0.00	(\$25.00)	\$0.00	\$0.00	\$0.00	\$0.00
Penalty	\$372.06	\$0.00	\$0.00	\$372.06	\$508.94	\$0.00	\$0.00	(\$115.29)	\$0.00	\$765.71	\$0.00	\$765.71
Sewer	\$10,717.37	\$0.00	\$0.00	\$10,717.37	\$0.00	\$0.00	(\$726.79)	(\$8,456.50)	(\$12.86)	\$1,521.22	\$11,042.10	\$12,563.32
Transfer Fee	\$0.00	\$10.00	\$0.00	\$10.00	\$0.00	\$0.00	\$0.00	(\$10.00)	\$0.00	\$0.00	\$0.00	\$0.00
Water	\$18,527.79	\$0.00	(\$21.50)	\$18,506.29	\$0.00	\$0.00	(\$887.37)	(\$15,455.48)	(\$5.00)	\$2,158.44	\$22,163.00	\$24,321.44
TOTALS	\$53,963.64	\$529.28	\$0.00	\$54,492.92	\$508.94	\$0.00	(\$1,627.60)	(\$45,902.98)	(\$32.14)	\$7,439.14	\$61,686.70	\$69,125.84
OVER PAYMENTS	(\$5,400.08)			(\$5,400.08)		\$6,820.56	\$1,627.60	(\$7,266.37)	\$32.14	(\$4,186.15)		(\$4,186.15)
TOTAL RECEIVABLES	\$48,563.56	\$529.28	\$0.00	\$49,092.84	\$508.94	\$6,820.56	\$0.00	(\$53,169.35)	\$0.00	\$3,252.99	\$61,686.70	\$64,939.69

FIN178 - Recap Report

Billing : 27115 - 05/25/25 - 06/24/25 - June 2025

Billing was run on 07/02/25 02:53:39 PM

Report By: G/L Account


Water District Management

Harris County MUD #286 - 721

# AGED RECEIVABLES	0-30 days	31-60 days	61-90 days	91-120 days	121+ days	Unapplied Credits	TOTALS
1 Grease Trap Inspections	\$278.41	\$150.00					\$428.41
2 Late Notice Fee	\$260.00						\$260.00
3 Miscellaneous						(\$36.56)	(\$36.56)
4 NHC Regional Water Authority	\$1,179.36	\$1,162.56					\$2,341.92
5 Penalty	\$765.71						\$765.71
6 Sewer	\$968.25	\$437.23	\$115.74				\$1,521.22
7 Water	\$1,139.52	\$973.92	\$45.00				\$2,158.44
TOTALS	\$4,591.25	\$2,723.71	\$160.74			(\$36.56)	\$7,439.14
9 OVER PAYMENTS						(\$4,186.15)	(\$4,186.15)
TOTAL RECEIVABLES	\$4,591.25	\$2,723.71	\$160.74			(\$4,222.71)	\$3,252.99

	Last Month Balance	Deposit Adjustments	Applied Deposits	Paid Deposits	Ending Balance
Deposit Summary	(\$23,956.00)	\$0.00	\$0.00	(\$50.00)	(\$24,006.00)

Usage Range	BACKCHARGE		Chasewood		Commercial		Community Benefit		Control Bill		District Meter		Fire Line		HOA		Interconnect		Residential		Total		% Of Usage
	Items	Usage	Items	Usage	Items	Usage	Items	Usage	Items	Usage	Items	Usage	Items	Usage	Items	Usage	Items	Usage	Items	Usage	Items	Usage	
> 0.0 and < 5.0					2	8.0					1	4.0			2	2.0			22	60.0	27	74.0	0.32
> = 5.0 and < 10.0					1	9.0													74	522.0	75	531.0	2.33
> = 10.0 and < 15.0																			68	810.0	68	810.0	3.55
> = 15.0 and < 20.0																			54	890.0	54	890.0	3.90
> = 20.0 and < 25.0					3	67.0									1	22.0			25	537.0	29	626.0	2.74
> = 25.0 and < 30.0																			3	77.0	3	77.0	0.34
> = 30.0			6	1,343.1	19	16,596.9	1	719.0			2	104.0			3	316.0			20	832.0	51	19,821.0	86.82
VACANT PREMISES															3						3		
NO BILLS																							
NO CONSUMPTION	1				8				1		2		5		1		1				19		
NEGATIVE CONSUMPTION																							
TOTAL	1		6	1,343.1	33	16,596.9	1	719.0	1		4	104.0	6	4.0	8	338.0	3	2.0	266	3,728.0	329	22,829.0	100.00
TOTAL AMOUNT				\$5,209.77		\$40,295.59		\$9,776.64					\$142.44		\$370.50				\$5,891.76		\$61,686.70		



Water District Management

Client: **Harris County MUD #286**

Invoice No: 27727
Billing Period: June 2025
Statement Date: 07/24/25

Billing Summary

Service Fee

Basic Service	\$7,929.50
---------------	------------

Service Fee Total

\$7,929.50

Administrative

Office Supplies	\$1,046.10
-----------------	------------

Monthly Services	\$494.75
------------------	----------

Administrative Tasks	\$45.00
----------------------	---------

Operator Expenses	\$3,355.65
-------------------	------------

Administrative Total

\$4,941.50

Compliance

Bacteriological Sampling	\$392.70
--------------------------	----------

Regulatory Compliance	\$72.00
-----------------------	---------

Compliance Total

\$464.70

Distribution System

Transfer Fee's	\$30.00
----------------	---------

Delinquents	\$18.84
-------------	---------

Flushing	\$560.56
----------	----------

Water System M&R	\$344.54
------------------	----------

Fire Hydrants	\$2,303.41
---------------	------------

Distribution System Total

\$3,257.35

Water Plant

Auto Dialer - WP	\$305.95
------------------	----------

Water Plant	\$24,394.66
-------------	-------------

Water Plant Total

\$24,700.61

Sanitary Sewer

Sanitary Sewer	\$1,470.56
----------------	------------

Sanitary Sewer Total

\$1,470.56

Lift Station

Auto Dialer - LS

\$291.15

Lift Station

\$985.49

Lift Station Total**\$1,276.64****Wastewater Treatment Plant**

AUTO DIALER - WWTP

\$97.05

WWTP M&R

\$819.92

Wastewater Treatment Plant Total**\$916.97******* Invoice Total:****\$44,957.83**

BIL159 - WO Summary
Billing: 27727 - June 2025

Water District Management
Harris County MUD #286 - 725

Work Order #	Work Order Type	Srv Date	Address	Description Of Repair	Labor	Equipment	Material	Others	Total	Sub Total
Service Fee										
Basic Service										
193172	Basic Service Fee	06/30/25	DISTRICT AREA	JUNE OPERATIONAL & PER CONNECTION SERVICE FEE.				\$7,929.50	\$7,929.50	
Basic Service Total										\$7,929.50
Service Fee Total										\$7,929.50
Administrative										
Office Supplies										
179746	Office Supplies	07/01/25	DISTRICT AREA	JUNE OFFICE SUPPLIES - SEE ATTACHED.				\$1,046.10	\$1,046.10	
Office Supplies Total										\$1,046.10
Monthly Services										
198480	Reread	06/30/25	DISTRICT AREA	JUNE REREADS.	\$408.00	\$86.75			\$494.75	
Monthly Services Total										\$494.75
Administrative Tasks										
182747	Invoice Review - ADMIN	06/30/25	DISTRICT AREA	SUBMITTED 14 VENDOR INVOICES TO DISTRICT'S BOOKKEEPER.	\$45.00				\$45.00	
Administrative Tasks Total										\$45.00
Operator Expenses										
189053	Operator's Expenses	04/01/25	DISTRICT AREA	STARNIK IMPLEMENTATION FEE.				\$3,325.00	\$3,325.00	
195907	Operator's Expenses	07/08/25	DISTRICT AREA	PURCHASED TEST DEVICE FOR AUTO DIALER PHONE LINES.	\$18.00		\$12.65		\$30.65	
Operator Expenses Total										\$3,355.65
Administrative Total										\$4,941.50

BIL159 - WO Summary
Billing: 27727 - June 2025

Water District Management
Harris County MUD #286 - 725

Work Order #	Work Order Type	Srv Date	Address	Description Of Repair	Labor	Equipment	Material	Others	Total	Sub Total
Compliance										
Bacteriological Sampling										
193434	Bacteriological Sampling	06/30/25	DISTRICT AREA	BACTERIOLOGICAL SAMPLING OF THE WATER SUPPLY SYSTEM.				\$392.70	\$392.70	
Bacteriological Sampling Total										\$392.70
Regulatory Compliance										
193328	DLQOR	07/10/25	DISTRICT AREA	DISINFECTION LEVEL QUARTERLY OPERATING REPORT TO TCEQ.	\$72.00	\$0.00			\$72.00	
Regulatory Compliance Total										\$72.00
Compliance Total										\$464.70
Distribution System										
Transfer Fee's										
193819	Connect - New Customer	07/02/25	11415 LAKEWOOD COVE	TRANSFER FEE.	\$0.00	\$0.00		\$30.00	\$30.00	
Transfer Fee's Total										\$30.00
Delinquents										
189136	Door Hanger - NSF	06/24/25	[REDACTED]	DELIVERED.	\$13.50	\$4.34	\$1.00		\$18.84	
Delinquents Total										\$18.84
Flushing										
182737	Monthly Flushing	06/12/25	DISTRICT AREA	JUNE FLUSHING OF 2" BLOW OFF'S.	\$423.00	\$130.13	\$7.43		\$560.56	
Flushing Total										\$560.56
Water System M&R										
191438	Blow Off	06/27/25	11423 LAKEWOOD ESTATES	REPLACED 2" BALL VALVE.	\$171.00	\$52.05	\$121.49		\$344.54	
Water System M&R Total										\$344.54

BIL159 - WO Summary
Billing: 27727 - June 2025

Water District Management
Harris County MUD #286 - 725

Work Order #	Work Order Type	Srv Date	Address	Description Of Repair	Labor	Equipment	Material	Others	Total	Sub Total
Fire Hydrants										
184572	Replace Fire Hydrant	06/01/25	11445 COMPAQ CENTER DR W - DOM 1	REPLACED DAMAGED 7" FIRE HYDRANT LOCATED BEHIND PROPERTY (SW BOTTLING COCA-COLA).	\$1,802.00	\$379.11	\$122.30		\$2,303.41	
Fire Hydrants Total										\$2,303.41

Distribution System Total

\$3,257.35

Water Plant

Auto Dialer - WP

185254	Water Plant Checks	06/03/25	11555 Compaq Center - WP #2	AFTER HOURS SECURITY ALERT NOTIFICATION. NO SUSPICIOUS ACTIVITY FOUND.	\$94.50	\$17.35			\$111.85	
185451	Auto Dialer - WP	06/11/25	11318 Park River - WP #1	REPLACED AUTO DIALER BATTERY.	\$63.36	\$17.35	\$16.34		\$97.05	
185452	Auto Dialer - WP	06/11/25	11555 Compaq Center - WP #2	REPLACED AUTO DIALER BATTERY.	\$63.36	\$17.35	\$16.34		\$97.05	
Auto Dialer - WP Total										\$305.95

Water Plant

187726	Inclement Weather	06/18/25	11555 Compaq Center - WP #2	SIMULATED POWER OUTAGE FOR HURRICANE PREPAREDNESS.	\$75.00	\$17.35			\$92.35	
187725	Inclement Weather	06/25/25	11318 Park River - WP #1	SIMULATED POWER OUTAGE FOR HURRICANE PREPAREDNESS.	\$60.00	\$17.35			\$77.35	
191387	Booster Pump	06/26/25	11318 Park River - WP #1	PICKED UP AND INSTALLED REPAIRED BOOSTER PUMP NO. 2.	\$592.00	\$302.55	\$104.50	\$20,680.00	\$21,679.05	
191285	Maintenance & Repair - WP	06/30/25	11555 Compaq Center - WP #2	INSPECTED EYE WASH STATIONS TO CONFIRM PROPER FUNCTION, NO ISSUES FOUND.	\$202.00	\$54.50			\$256.50	
196770	Generator - WP	07/15/25	11318 Park River - WP #1	PURCHASED & DELIVERED GENERATOR DIESEL FUEL.	\$170.00	\$0.00	\$712.80		\$882.80	

BIL159 - WO Summary

Billing: 27727 - June 2025

Water District Management
Harris County MUD #286 - 725

Work Order #	Work Order Type	Srv Date	Address	Description Of Repair	Labor	Equipment	Material	Others	Total	Sub Total
196771	Generator - WP	07/16/25	11555 Compaq Center - WP #2	PURCHASED & DELIVERED GENERATOR DIESEL FUEL.	\$398.00	\$0.00	\$1,008.61		\$1,406.61	
Water Plant Total										\$24,394.66

Water Plant Total

\$24,700.61

Sanitary Sewer

Sanitary Sewer

187162	Sanitary Sewer Blockage / Backup / Overflow	06/16/25	11402 FAULKEY GULLY CT	AFTER HOURS: MANHOLES FLOWING CLEAR, NO PROBLEM IN DISTRICT'S LINE.	\$317.25	\$39.04			\$356.29	
195771	Sanitary Sewer Manhole	07/07/25	11521 COMPAQ CENTER DR - DOM	REPLACED MANHOLE RING / LID AND SEALED.	\$415.00	\$341.66	\$357.61		\$1,114.27	
Sanitary Sewer Total										\$1,470.56

Sanitary Sewer Total

\$1,470.56

Lift Station

Auto Dialer - LS

185454	Auto Dialer - LS	06/11/25	11224 Park River - LS #1	REPLACED AUTO DIALER BATTERY.	\$63.36	\$17.35	\$16.34		\$97.05	
185455	Auto Dialer - LS	06/11/25	14602 Jones Rd - LS #2	REPLACED AUTO DIALER BATTERY.	\$63.36	\$17.35	\$16.34		\$97.05	
185456	Auto Dialer - LS	06/11/25	20420 1/2 Chasewood Park - LS #3	REPLACED AUTO DIALER BATTERY.	\$63.36	\$17.35	\$16.34		\$97.05	
Auto Dialer - LS Total										\$291.15

Lift Station

187728	Inclement Weather	06/18/25	11224 Park River - LS #1	SIMULATED POWER OUTAGE FOR HURRICANE PREPAREDNESS.	\$60.00	\$17.35			\$77.35	
187729	Inclement Weather	06/18/25	14602 Jones Rd - LS #2	SIMULATED POWER OUTAGE FOR HURRICANE PREPAREDNESS.	\$75.00	\$17.35			\$92.35	
187730	Inclement Weather	06/18/25	20420 1/2 Chasewood Park - LS #3	SIMULATED POWER OUTAGE FOR HURRICANE PREPAREDNESS.	\$60.00	\$17.35			\$77.35	

BIL159 - WO Summary
Billing: 27727 - June 2025

Water District Management
Harris County MUD #286 - 725

Work Order #	Work Order Type	Srv Date	Address	Description Of Repair	Labor	Equipment	Material	Others	Total	Sub Total
191629	Force Main	06/26/25	14602 Jones Rd - LS #2	PLACED LP'S OFFLINE FOR INVESTIGATION OF POSSIBLE FORCE MAIN LEAK; MONITORED FACILITY. RETURNED PLANT TO SERVICE ONCE WE DETERMINED ISSUE BELONGS TO LAKE FOREST ADVISORY. OPERATOR NOTIFIED.	\$135.00	\$39.04			\$174.04	
196769	Generator - LS	07/16/25	20420 1/2 Chasewood Park - LS #3	PURCHASED & DELIVERED GENERATOR DIESEL FUEL.	\$208.00	\$0.00	\$356.40		\$564.40	
Lift Station Total										\$985.49

Lift Station Total

\$1,276.64

Wastewater Treatment Plant

AUTO DIALER - WWTP

185453	Auto Dialer - WWTP	06/11/25	14902 Jones Rd - WWTP	REPLACED AUTO DIALER BATTERY.	\$63.36	\$17.35	\$16.34		\$97.05	
AUTO DIALER - WWTP Total										\$97.05

WWTP M&R

183676	Operator's Expenses	06/03/25	14902 Jones Rd - WWTP	PURCHASED COREPRO 15' SAMPLER.	\$18.00	\$0.00		\$294.02	\$312.02	
187727	Inclement Weather	06/18/25	14902 Jones Rd - WWTP	SIMULATED POWER OUTAGE FOR HURRICANE PREPAREDNESS.	\$90.00	\$26.03			\$116.03	
191293	Maintenance & Repair - WWTP	06/30/25	14902 Jones Rd - WWTP	INSPECTED EYE WASH STATIONS TO CONFIRM PROPER FUNCTION, NO ISSUES FOUND.	\$202.00	\$54.50			\$256.50	
192137	Blower	06/30/25	14902 Jones Rd - WWTP	CLEANED BLOWER NO. 2 FILTERS.	\$15.00	\$4.34			\$19.34	
196697	Cleaning - WWTP	07/09/25	14902 Jones Rd - WWTP	DISASSEMBLED & CLEANED MAG OX ASSY.	\$45.00	\$13.01			\$58.01	
196704	Clarifier	07/09/25	14902 Jones Rd - WWTP	UNGLOGGED CLARIFIER DRAFT TUBES.	\$15.00	\$4.34			\$19.34	
196707	Cleaning - WWTP	07/10/25	14902 Jones Rd - WWTP	DISASSEMBLED & CLEANED MAG OX ASSY.	\$30.00	\$8.68			\$38.68	
WWTP M&R Total										\$819.92

Wastewater Treatment Plant Total

\$916.97



WATER DISTRICT MANAGEMENT CO., INC.

PO BOX 579

SPRING, TEXAS 77383

Harris County MUD #286

Office Supplies / WO-182693

JUNE 2025

District Water Bills			\$	351.89
Starnik Batch Fee	1	@	\$45.00	\$ 45.00
Document Storage	1	@	\$35.00	\$ 35.00
Online Accounts Management	190	@	\$0.25	\$ 47.50
NSF Letters	2	@	\$30.00	\$ 60.00
Door Hanger Administrative Processing	0	@	\$1.00	\$ -
Delinquent Letters	43	@	\$10.00	\$ 430.00
Colored Copies	49	@	\$0.54	\$ 26.46
Black & White Copies	335	@	\$0.15	\$ 50.25
			\$	-

TOTAL \$ 1,046.10

183676

USABlueBook

Get the Best Treatment™

Remit To:
P.O. Box 9004
Gurnee, IL 60031-9004
TEL: (847) 689-3000
FAX: (847) 689-3001
TOLL FREE: 1-800-493-9876
F.E.I.N.: 75-2007383

INVOICE

INVOICE NO.	PAGE NO.
INV00728279	1 of 1
CUSTOMER NO.	DATE
62079	06/03/25

View online at: <http://usabluebook.billtrust.com>

Web Enrollment Token: LSL LTH BGZ

BILL TO: 62079

SHIP TO: 62079-7

WATER DISTRICT MANAGEMENT CORP
PO Box 579
Spring TX 77383
USA

WATER DISTRICT MANAGEMENT
19720 Kuykendahl Rd
Spring TX 77379
USA

Ordered by: DANNY STABB

Attention: DANNY STABB

CUSTOMER P.O. NO.	SHIP DATE	SLP	TERMS	TAX CODE	SALES ORDER NO.	W/H	FREIGHT	SHIP VIA
286-22546	06/03/25	JH	N30	AVATAX	SO3729229	50	Fixed	FEDEXGRND
USA STOCK NO.	DESCRIPTION	ORDERED	SHIPPED	BACKORDER	U/M	PRICE	PER	EXTENSION
71475	CorePRO? 15' Sampler 3 Sections	1	1	0	ea	188.95	ea	188.95
<div style="display: flex; justify-content: space-around; align-items: center;"> <div style="text-align: center;"> <p>RECEIVED</p> <p>JUN 04 2025</p> <p>ACCOUNTS PAYABLE</p> </div> <div style="text-align: center;"> <p>Approved for Payment By: JV</p> <p>JUN 10 2025</p> </div> <div style="text-align: center;"> <p>Approved for Payment Mancu</p> <p>JUN 05 2025</p> </div> </div>								

THANK YOU for your business!
1.5% MONTHLY FINANCE CHARGE
ON AMOUNTS 30 DAYS PAST DUE
Discounts Apply to Merchandise Only

MERCHANDISE	MISCELLANEOUS	DISCOUNT	TAX	FREIGHT	TOTAL
188.95	0.00	0.00	0.00	78.34	267.29

Should it become necessary to refer your unpaid balance to a collection agency, a collection fee, not to exceed 25% of the balance referred; plus reasonable attorney's fees; and court costs when necessary, will be added to the balance due.

Please Detach and Return Bottom Portion to Ensure Proper Credit to Your Account

USABlueBook

Get the Best Treatment™

****IMPORTANT****

Please include this customer #
on the face of your remittance check.

INVOICE NO.	CUSTOMER NO.	DATE	TOTAL
INV00728279	62079	06/03/25	267.29

WATER DISTRICT MANAGEMENT CORP
PO Box 579
Spring TX 77383
USA

REMITTANCE ADDRESS

|||||
USABlueBook
P.O. Box 9004
Gurnee, IL 60031-9004



7820 Orlando Avenue
Lubbock, TX 79423

Estimate

Date	Estimate #
3/21/2025	867

Name / Address
Water District Management Co., Inc. David Rowe P.O. Box 579 Spring, TX 77383

Description	Total
Implementation Services for Harris County MUD 286 - Client and Customer Billing	4,987.50
*Conditional upon data being provided as requested by our team during implementation. One Time Discount for above implementation	-1,662.50
<p>Notes:</p> <p>This estimate is valid 5 days from the date above.</p> <p>Estimate is based on receiving all data needed during implementation</p> <p>Payment must be received in full before work will be scheduled.</p> <p>Licenses are not included in this estimate and will need to be purchased if needed.</p> <p>Please contact the Starnik Accounting Department only for questions regarding this estimate.</p> <p>Please sign below to approve this estimate and send back the signed document to accounting@starnik.com.</p> <p>This estimate is approved by: <u>3/20/25</u></p> <p>Signature: <u>[Signature]</u></p> <p>Name: <u>David Rowe</u></p> <p>Title: <u>Secretary/Treasurer</u></p> <p>Signature Date: <u>[Signature]</u></p>	
If approved, please sign and e-mail to accounting@starnik.com	

Subtotal	\$3,325.00
Sales Tax (0.0%)	\$0.00
Total	\$3,325.00



2518 McAllister Houston, TX 77092
O: 713-869-2111 F: 713-869-2108

INVOICE

Invoice Number: 0084862-IN

Invoice Date: 6/25/2025

Customer PO: COD

Terms: 00

Customer Number: WATERD

Service Job Number: 0077455

Ship Date: 6/25/2025

Ship Via: CPU

Sold To:

WATER DIST. MANAGEMENT
CASH SALE: CHECK/ACH/CREDIT CARD
P O BOX 579 ATTN: ACCOUNTS PAYABLE
SPRING, TX 77383

Ship To:

WATER DISTRICT MANAGEMENT
CUSTOMER PICK-UP
HOUSTON, TX 77092

Description	Quantity	Price	Amount
HC 286 WP1 BP2 DUSTIN WITH INFRAMARK DROPPED OFF 01/09/25 SWITCH BILLING TO WDM PER INFRAMARK			
NAMEPLATE DATA: GOULD SPLIT CASE PUMP, MODEL 100, SIZE 6 X 8 X 12, 1750 RPM GPM 1000, 150' TDH, 12.5 IMPELLER, SN # CD32293-01, DATE: 11/2005			
REPAIR GOULDS SPLIT CASE PUMP	1.00	19,600.00	19,600.00
REPAIR SCOPE OF WORK: - TEARDOWN AND INSPECT - CLEAN AND SANDBLAST - MIC FITS, HOUSINGS, CHECK RUNOUTS - REPLACE BEARINGS, SEALS, O-RINGS - BORE AND BUSH BOTH STATIONARY SEAL HOUSINGS - REPLACE MECHANICAL SEAL SLEEVES - REPLACE GASKETS - DRILL AND TAP COUPLING FOR NEW SET SCREWS - TRIM IMPELLER - MACHINE NEW WEAR RINGS - BALANCE IMPELLER - ASSEMBLE, TEST. AND PAINT - RECORD FINAL TEST RESULTS			

Net Invoice:	19,600.00
Freight:	0.00
Sales Tax:	0.00
Invoice Total:	19,600.00

193434

INVOICE

WATER UTILITY SERVICES INC
PO Box 2628
Spring, TX 77383

acct@waterutilityservice.com
+1 (281) 290-0704

Water District Management: HCMUD #286

Bill to

Harris County MUD #286
c/o WDM
17707 Old Louetta Rd
Houston, TX 77070

Invoice details

Collection Month: June 2025

Invoice no.: 101274

Terms: Net 30

Invoice date: 06/30/2025

Due date: 07/30/2025

Product or service	Description	Qty	Amount
5+-BCT S&A	Bacteriological Sampling and Analysis	10	\$357.00
Total			\$357.00

Approved for Payment
Nancy

JUL 08 2025

RECEIVED

JUL 08 2025

ACCOUNTS PAYABLE

Bill To District

JUL 08 2025

AM

Harris County MUD No. 286

Delinquent Letter List 6-06-25

No.	Resident ID	Account Name	Service Address	Notice Bal.	Total Bal.
1	271076	CYPRESS CROSSING HOA 2	1001 NOBLE ENERGY WAY - IRK	\$1,434.18	\$2,109.40
2	271077	CYPRESS CROSSING HOA 2	1001 NOBLE ENERGY WAY - FINE	\$67.86	\$99.36
3	270400	CYPRESS CROSSING HOA 2	CYPRESS CROSSING @ CYPRESSWOOD	\$65.00	\$101.70
4	270405	CYPRESS CROSSING HOA 2	CYPRESSWOOD CROSSING @ CYPRESSWOOD	\$42.00	\$70.00
5	270437	WINDY HOTELS, LP SPRINGHILL SUITE	1003 CHASEWOOD PARK - IRK	\$26.07	\$60.18
6	270445	SCHLER, DIETER	1006 CYPRESSWOOD PLACE D	\$51.72	\$82.97
7	270462	WILLIAMS, KATHY	1014 CYPRESSWOOD CROSSING BLVD	\$35.72	\$63.58
8	270482	CRAMER, ANDREW J JR	1127 LAKEWOOD ESTATES	\$35.72	\$63.58
9	270489	WIMINGA, LISA & CROUCH, FRED	1103 LAKEWOOD ESTATES	\$35.72	\$63.58
10	270507	WALK, STEPHEN & HOLLY	1512 LAKEWOOD CROSSING BLVD	\$35.72	\$63.58
11	270530	WAWI, NOORA	1000 LAKEWOOD CROSSING BLVD	\$41.72	\$69.58
12	270548	WANDOWSKI, BERNI	1005 PAUL KEY GULLY CT	\$35.72	\$63.58
13	270552	WARTNEY, DAVID	1005 PAUL KEY GULLY	\$35.72	\$63.58
14	270560	WATSON, MARY	1007 PARK RIVER DR	\$35.72	\$63.58
15	270566	WILLIAM, ARNE	1000 PAUL KEY GULLY	\$35.72	\$63.58
16	270580	WILKINSON, AND BRUCE JACKMAN	1005 PAUL KEY GULLY	\$35.72	\$63.58
17	270586	WILKINSON, JESSICA	1005 PAUL KEY GULLY	\$35.72	\$63.58
18	270598	WILKINSON, JESSICA	1005 PAUL KEY GULLY	\$35.72	\$63.58
19	270620	WILKINSON, JESSICA	1005 PAUL KEY GULLY	\$35.72	\$63.58
20	270647	WILKINSON, JESSICA	1005 LAKEWOOD CROSSING	\$206.22	\$316.92
21	270648	WILKINSON, JESSICA	1005 LAKEWOOD CROSSING	\$35.72	\$63.58
22	270652	WILKINSON, JESSICA	1005 LAKEWOOD CROSSING	\$35.86	\$67.31
23	270682	WILKINSON, JESSICA	1005 LAKEWOOD CROSSING	\$35.72	\$63.58
24	270692	WILKINSON, JESSICA	1005 LAKEWOOD CROSSING	\$35.72	\$63.58
25	270695	WILKINSON, JESSICA	1005 LAKEWOOD CROSSING	\$35.72	\$63.58
26	270700	WILKINSON, JESSICA	1005 LAKEWOOD CROSSING	\$39.72	\$67.58
27	270724	WILKINSON, JESSICA	1005 CYPRESSWOOD PLACE D	\$35.72	\$63.58
28	270727	WILKINSON, DANIEL & JENNIFER	1005 CYPRESSWOOD PLACE D	\$35.72	\$63.58
29	270751	WILSON, LASHA	1005 LAKEWOOD CROSSING	\$25.86	\$66.31
30	270754	WILSON, RAYMOND	1005 LAKEWOOD CROSSING	\$35.72	\$63.58
31	270781	WILSON, RAYMOND	1005 LAKEWOOD CROSSING	\$35.72	\$63.58
32	270842	WILSON, RAYMOND	1005 CYPRESSWOOD PLACE D	\$28.07	\$58.74
33	270843	WILSON, RAYMOND	1005 CYPRESSWOOD PLACE D	\$35.72	\$63.58
34	270864	WILSON, RAYMOND	1005 CYPRESSWOOD PLACE D	\$35.72	\$63.58
35	270878	WILSON, RAYMOND	1005 CYPRESSWOOD PLACE D	\$37.51	\$65.37
36	270880	WILSON, RAYMOND	1005 CYPRESSWOOD PLACE D	\$35.72	\$63.58
37	270889	WILSON, RAYMOND	1005 CYPRESSWOOD PLACE D	\$35.72	\$63.58
38	270890	WILSON, RAYMOND	1005 CYPRESSWOOD PLACE D	\$35.72	\$63.58
39	270895	WILSON, RAYMOND	1005 CYPRESSWOOD PLACE D	\$35.72	\$63.58
40	271078	CYPRESS CROSSING HOA 2	1001 NOBLE ENERGY WAY - IRK	\$530.36	\$733.34
41	270964	WINDY HOTELS, LP SPRINGHILL SUITE	1003 CHASEWOOD PARK - IRK	\$2,272.50	\$4,206.51
42	270968	CYPRESS CROSSING HOA 2	1005 CYPRESSWOOD PLACE D	\$711.37	\$1,059.83
43	270969	CYPRESS CROSSING HOA 2	1005 CYPRESSWOOD PLACE D	\$33.65	\$65.15

D/H 6-16-25

D/C 6-19-25

HC MUD No. 286

Delinquent Letter List 7-02-25

No.	Resident ID	Account Name	Service Address	Notice Bal.	Total Bal.
1	271076			\$577.69	\$1,659.28
2	270437			\$50.18	\$93.83
3	270439			\$40.85	\$72.35
4	270445			\$72.97	\$112.62
5	270467			\$38.78	\$118.52
6	270507			\$53.58	\$93.23
7	270530			\$59.58	\$640.23
8	270647			\$306.92	\$376.97
9	270692			\$53.58	\$93.23
10	270695			\$53.58	\$93.23
11	270724			\$53.58	\$93.23
12	270774			\$37.86	\$133.51
13	270817			\$38.97	\$69.22
14	270843			\$53.58	\$93.23
15	270851			\$45.72	\$75.37
16	270892			\$35.72	\$65.37
17	270895			\$53.58	\$93.23
18	271078			\$179.80	\$455.79
19	270964			\$4,196.51	\$6,700.63
20	270968			\$53.41	\$771.15

D/H 7-14-25

D/C 7-17-25

Harris County MUD No. 286

Invoices Billed In District's Name

June 2025

Date of Work	Billed to:	Invoice Date	Invoice Number	Amount	1st Request Mailed	2nd Request Mailed	Final Request Mailed	Collection	Amount Paid	Check Number	Date Paid
				No Activity for Jun							
			Total billed	\$ -				Total paid	\$ -	Balance	\$ -
Age Analysis											
			Total billed	\$ -				Total paid	\$ -	Balance	\$ -

Note: Bolded items will be deleted from next report.

Harris County MUD No. 286

CHARGED OFF ACCOUNTS

June 2025

WRITE OFF ACCOUNTS

Account Number	Balance Written Off
No Write Offs		

TOTAL: \$0.00

*** ACCOUNTS SENT TO COLLECTIONS UNLIMITED***

Account Number	Balance of Account
No Accounts sent to Collections		

TOTAL: \$0.00

Eby Engineers, Inc.

ENGINEERING REPORT
HARRIS COUNTY MUD 286

BOARD MEETING
4-Aug-25

CONSTRUCTION CONTRACTS

Project	Contractor	% Complete	Comments
1) Pickleball Court	My Backyard Sports	100.00%	Contractor completed all items on punchlist
	Fun Abounds	100.00%	Benches have been installed.
	Brian Gardens	0.00%	See Proposal
	Flores	0.00%	See Proposal

DESIGN PROJECTS

Project	Designer	% Complete	Comments
1) GIS Setup	Eby Engineers, Inc.	100.00%	Eby reviewing GIS Maps prepared by RG Miller

MISCELLANEOUS ITEMS

Item	Status
1) Inspection of Flare	See July report & Invoices
2) District Overall Utility Maps	Updating District Overall Map
3) Misc Park/Trail Items	<p>Contractors Invoices:</p> <p>Contractors Proposals:</p> <p>Misc:</p>
4) Park Monthly Inspection	<p>1) Discuss landscaping proposal from Brian Gardens based on meeting with Colton Price</p> <p>2) Order new signs for pickleball and skatepark areas</p> <p>See proposal from Sign Quick</p> <p>3) Ordered new paint for skatepark</p>
5) Capital Projects	To update CIP.
6) TCH	Nothing new
7) CCI-CCM3	Easement needs recorded.
8) Centre at Cypress Creek	Nothing new
9) Lone Star	Nothing new.
10) Mexcor	Discuss revision to request for capacity. Owner requests breakdown into Phase 1 and Phase 2
11) Noble Energy	Nothing new
12) Chasewood	<p>Commitment letter sent to owner.</p> <p>Discuss proposal from Hahn 1) electrical 2) pumps</p>
13) Security Cameras	Nothing new
14) STP	NTS working on the box replacemenet.
15) Water Plant No. 1	Nothing new.
16) CCI Building 8 and 9 Segregation	Project has been restarted.
17) Sanitary Sewer Televising	Nothing new.
18) Copper and Lead Testing	Nothing new.

ATTACHMENTS

Invoices

Fun Abounds

TYEG

Proposals

Hahn Equipment Electrical and Pumps at LS 1

Brian Gardens for landscaping at Park and Pickleball Ct.

Flores for Retaining Wall and Drainage

Other





Prop Retaining Wall

Existing Ret. Wall

Prop. River
Rock

Prop Freach Drain




Estimate

Date	Estimate #
8/4/2025	16955

Name / Address
Eby Engineers, Inc 2180 N Loop W Suite 100 Houston, TX 77018
713-957-0788 office

Job Location			
	P.O. No.	Foreman	Rep
			BB

Page 1



Brian
Gardens
Landscape
Design &
Irrigation, Inc.

18311 Camellia St Cypress, TX 77429,
tel. 281-255-9292

Estimate

Date	Estimate #
8/4/2025	16955

Name / Address
Eby Engineers, Inc 2180 N Loop W Suite 100 Houston, TX 77018
713-957-0788 office

Job Location			
P.O. No.	Foreman	Rep	
		BB	

Qty	Description	Rate	Total
1	Landscape labor to remove Sunshine Ligustrum and Liriope. Fill bed with more native plants and understory trees. Install Microlife and mulch to beds. \$1,451.94	659.80	659.80T
	Factory Garden and Islands		
8	3 gal Cardinal Flower	41.94	335.52T
12	1 gal Carex texensis	22.05	264.60T
12	1 gal Guara white	22.05	264.60T
2	1b Coastal Prairie mix seed bags	54.25	108.50T
0.5	Microlife Ultimate - Organic Slow Release Fertilizer	115.00	57.50T
3	Yard(s) of Blended Hardwood Mulch	54.07	162.21T
1	Landscape labor to remove Liriope and replace with Carex. Fill in big areas with Cardinal flower and Guara. Scarify all bedding areas and in stall seed mix. Install thin layer of mulch over seeded areas and regular mulch in planting areas. \$3,604.01	959.14	959.14T
	Butterfly Garden		
8	1 gal Cherokee Bean	22.05	176.40T
4	1 gal Cherokee Sedge	22.05	88.20T
1	7 gal Virginia Sweetspire	104.73	104.73T
5	1 gal Carex texensis	22.05	110.25T
0.5	Microlife Ultimate - Organic Slow Release Fertilizer	115.00	57.50T
2	Yard(s) of Blended Hardwood Mulch	54.07	108.14T
1	Landscape labor to remove Liriope and Ligustrum and fill bed with native species. Fertilize bed and install mulch. \$1,305.02	659.80	659.80T
		Subtotal	\$10,713.37
		Sales Tax (0.0%)	\$0.00
All prices are guaranteed for 30 days from the date of Estimate. Brian Gardens is not responsible for any damage to underground utility service lines. A 50 % deposit is required prior to the start date on all approved estimates. The above prices and specifications are satisfactory and hereby accepted.		Total	\$10,713.37
Approval _____			



2102 SHARON ST.
PASADENA TX. 77502
CELL = 281-658-0247
FAX & OFFICE = 713-475-0496

SEND TO :	FROM : GENARO
ATTENTION :	DATE : 08/01/2025
OFFICE LOCATION :	OFFICE LOCATION :
FAX NUMBER :	PHONE NUMBER : 281-658-0247

COMMENTS :

QUOTE(S) FOR FOLLOWING JOB DESCRIPTION(S):

PICKLEBALL COURT

- CONCRETE WALL = 35' X 2.5' HEIGHT \$ 4,250.00
(Includes 50' of 4"Pipe)
- 60' CONCRETE SWALE = 60' X 1.5' X 4" \$ 1,800.00
- 30' SWALE (DIRT ONLY) \$ 2,415.00

TOTAL PRICE = \$8,465.00

.....
THIS QUOTE IS FOR LABOR AND MATERIALS.



fun abounds, inc
 114 Venice
 Sugar Land, TX 77478
 855-abounds
 accounting@fabplaygrounds.com
 www.fabplaygrounds.com

Invoice

Date	Invoice #
7/30/2025	8705

Bill To
Eby Engineering Dennis Eby

APPROVED


S.O. No.	P.O. No.	Terms	Rep
42900		Net 30	NGC

Item	Description	Qty	Rate	Amount
Frog Furnishings	Lakewood Crossing Park Pickle Ball Court Benches Install (11502 Cypresswood Dr, Houston, TX 77070) Equipment, Installation, and Freight PB 6__BFJAM 6 FT. JAMESON COLOR SLATS TBD SLATS BLACK FRAME POLYBENCH Slats Colors: Brown, Cedar, Gray, Green	2	1,187.32	2,374.64T
Installation	Frame Colors Black	1	398.37	398.37
Freight	Installation Freight	1	436.25	436.25T
	Subtotal of Features			3,209.26

Thank you for allowing us to be a part of your project.		Subtotal	\$3,209.26
		Sales Tax (0.0%)	\$0.00
		Total	\$3,209.26
		Payments/Credits	\$0.00
		Balance Due	\$3,209.26

TYEGLLC

2190 Island View
Canyon Lake, TX 78133 US
(713) 553-9378
Tyegllc@gmail.com



APPROVED

INVOICE

BILL TO
MUD 286
c/o Eby Engineers
1814 De Milo Dr
Houston, TX 77018 USA

SHIP TO
MUD 286
c/o Well Location
USA

SHIP DATE 07/23/2025
SHIP VIA Co Truck
TRACKING# JULY INVOICE

INVOICE T000045
DATE 07/23/2025
TERMS Due on receipt
DUE DATE 07/23/2025

ACTIVITY	DESCRIPTION	QTY	RATE	AMOUNT
Field Service	Service to inspect flare stack and ancillary equipment as per attached report	1	1,390.00	1,390.00
	July Invoice			

Make Checks payable to: TYEG, LLC

SUBTOTAL	1,390.00
TAX	0.00
TOTAL	1,390.00
BALANCE DUE	\$1,390.00

TYEG, LLC
 18107 N Eldridge Pkwy
 Unit 160
 Tomball, Texas 77377

Greg Kelley
 713 553 9378
 greg@tyeg2llc.com

Harris County Mud District #286

Water Plant #1 Monthly Checklist

July 2025

DESCRIPTION	DATE	COMMENTS
Confirm Operation of Flare	7/23	Bypass Kimray valve to send gas to flare and make sure flare ignites and burns off gas.
Confirm Flare Stack Pilot is operating	7/23	
Record pressure on Kimray Valve	174psi	
Test Kimray Valve opening pressure	195psi	
Record Gas Pressure at Wellhead	174psi	
Verify Flare Stack is drained of Water	7/23	
Verify Valves are properly aligned	7/23	
Test Gas Detectors and record %		Test w/Tester Bi-Annually & Randomly
Gas Detector %O2 % Gas		
1		
2		
3		
4		
5		49
6		51
7		
8		
Calibrate Gauges & Transmitters	N/A	
Safety Signs Posted	7/23	

Signquick
1426 Atlantis Drive Webster, TX 77598
info@signquick.com
(281) 474-1313



Tax ID: 20-1799599
www.signquick.com

Sales Order # 68952

12"x36" Park Patrolled Sign (x3) & 12"x36" Warning
Security Camera Sign (x3) w/ post hardware (x6)

SALES REP INFO
Amber Zwernemann
orders@signquick.com
(281) 474-1313

SALES ORDER DATE
07/30/2025
DUE DATE
08/08/2025

TERMS
COD

ORDERED BY
Harris County MUD 286
PO Box 11890
Spring, TX 77391-1890

CONTACT INFO
Dennis Eby
dennis@ebyengineers.com
(713) 957-0788

#	ITEM	QTY	UOM	U.PRICE	TOTAL (EXCL. TAX)	TAXABLE
1	Aluminum - .080 with Arlon vinyl and Arlon laminate White .080 aluminum with Arlon premium vinyl and Arlon laminate with 1.5" radius corners & 2 holes centered left & right edge (0.375" diameter) See example signs sent to info (on server) Qty 3/each Sign 1: Park Patrolled By Constable Vandalism will be prosecuted to the full extent of the law - ART REF: Harris County MUD 286-2 Sign 2: Warning Security Cameras In Use (w/ camera clip art) - ART REF: Harris County Mud-Lakewood Crossing-21788 Width: 36 Inches Height: 12 Inches	6	Each	\$85.50	\$513.00	N
2	Hardware for round poles Mounting hardware for round sign poles. Each package can mount 1 sign	6	Each	\$20.00	\$120.00	N
3	UPS Shipping UPS Tracking#	1	Each	\$40.00	\$40.00	N

Shipping address:

Dennis Eby
1814 De Milo
Houston, TX. 77018
(713) 957-0788


(residential)

All prices are fixed for 90 days from the quotation date. Should there be any changes in the cost, we will advise the customer of any price changes prior to the start of the contract.
All payments are due prior to beginning artwork, unless credit terms have been extended to include NET 30.
You can pay online with a credit card simply by clicking this link: <https://www.signquick.com/pay-online/>
Once payment is received, we'll email you a proof within 3-4 business days for your electronic approval. Delay in payment will result in a delay of production. The order due date will be adjusted based on receipt of payment.

Subtotal:	\$673.00
Sales Tax (0%):	\$0.00
Total:	\$673.00

SIGNATURE:

DATE:



WWW.AMERICANRAMPCOMPANY.COM

601 S. McKinley Ave.
Joplin, MO 64801
(ph) 800-949-2024 (fx) 417.206.6888

QUOTE/ORDER FORM

QUOTE DATE: 7-10-2025 /ORDER DATE:
Quote # Q29326.0

Attn: Dennis Eby

Location:

Est. Delivery Time: 7 – 10 Business Days

Phone: 713-202-5471

Contact	Terms
Evan Moss	Check / Credit Card

Qty	Item	Color	Price	Extended Price
8	R1003 Roll-on Max Grip Grey	GREY	\$159.95/Gal	\$1,279.60
3	PLX2362-02 Texture Blue	BLACK	\$149.95/Gal	\$449.85
	Shipping & Handling			\$250.00
	Prices Do Not Include Sales Tax			
	Sales Tax If Applicable			TBD
	Total			\$1,729.45

--ORDER SECTION--

Contact:

Billing Address: PO Box 926037

City, State, Zip: Houston TX 77292

Phone #:

Shipping Address (If Different From Above)

Contact: Dennis Eby

Address: 1814 Demilo

City, State, Zip: HoustonTX 77018

Phone#: 7132025471

This information will be kept confidential

Company:

Date:

Name on Card: Dennis Eby

Card number: 4246315401189806

Expiration Date: 03-29

Three-digit verification 003

CUSTOMERS SIGNATURE



T.B.P.E. Firm Registration No. F-1127

Engineers inc.

since 1990

civil design · land planning · construction management

July 8, 2025

Harris County MUD 286 Board of Directors
Presented at Board Meeting July 7, 2025

Reference: Harris County Municipal Utility District 286 (the District)
Capacity Request

Dear Directors:

We are presenting preliminary findings of our analysis of the District's existing water and sanitary sewer systems regarding the request for additional capacity from MFI HPE. (See Exhibit B - Request for Additional Capacity Letter) The request is for additional capacity for computer rooms in Buildings CCM05 and CCM07 as follows:

- 1) Water – Bldgs. CCM05 and CCM07 - **1,075,000 GPD (2,362 ESFC)**; and
- 2) Sanitary Sewer – Bldgs. CCM05 and CCM07 - **300,000 GPD (857 ESFC)**.

In order to evaluate the request, we have compared the existing flows versus the proposed flows including the additional requested capacity and analyzed the effects on the components of the District's water and sanitary sewer systems. To quantify flows, we are using ESFC's (equivalent single family connections) in our analysis as is commonly used by TCEQ in design/capacity calculations. Based on our analysis, the improvements shown on Exhibit A will be required to meet the requested additional capacity.

EXISTING

EXISTING AND COMMITTED CONNECTIONS

Based on historical flows, the District currently has approximately 1,700 ESFC existing and committed connections. This is a rough estimate since a large portion of the estimated connection count is currently vacant or in undeveloped areas.

EXISTING WATER PLANT CAPACITY

- Wells - 3,333 ESFC
- Ground Storage Tanks - 15,000 ESFC
- Booster Pumps - 4,947 ESFC
- HPT's - 2,500 ESFC

EXISTING SEWAGE TREATMENT PLAN CAPACITY

- STP Capacity - 1,714 ESFC

PROPOSED

PROPOSED, EXISTING AND COMMITTED CONNECTIONS

- Water - 4,062 ESFC (1700 ESFC + 2,362 ESFC)
- Sanitary - 2,557 ESFC (1700 ESFC + 857 ESFC)

PROPOSED WATER PLANT CAPACITY

- Wells - 5,000 ESFC (w/new well)
- Ground Storage Tanks - 15,000 ESFC (no change)
- Booster Pumps - 4,947 ESFC (no change)
- HPT's - 4,000 ESFC (w/2 - 45,000 gal HPT's)

PROPOSED SEWAGE TREATMENT PLANT CAPACITY

- STP Capacity = 1,200,000 GPD = 3,428 ESFC (w/600,000 GPD Expansion to STP)

CONVEYANCE LINES

New water and sanitary sewer lines to the two buildings will be required to provide the requested capacities as the existing system is not adequately sized for the proposed flows. We are proposing separate water and sanitary sewer lines to the buildings as shown on the attached Exhibit A.

CONCLUSIONS

In order to meet the request for additional capacity as described herein, the following improvements are required as shown on Exhibit A.

WATER PLANT

- Well - a new water well will be required to meet the request. We have not included this on the Exhibit as a new site will be required which is beyond the scope of our evaluation.
- HPT's - 2 new HPT's will be required to meet the request.

SEWAGE TREATMENT PLANT

- STP - a 600,00 GPD expansion will be required to meet the request.
- In addition, the flow from the proposed computer rooms' cooling system will need to be pretreated in order to meet the composition of domestic waste.
- The expansion will be subject to a permit application approval from TCEQ.
- The lift station will need to be evaluated for the additional flows.

WATER CONVEYANCE LINES

- A proposed waterline will be required to be extended from the Water Plant to the subject improvements.
- New waterline easements, meters, and backflow preventers will be required.

SANITARY SEWER LINES

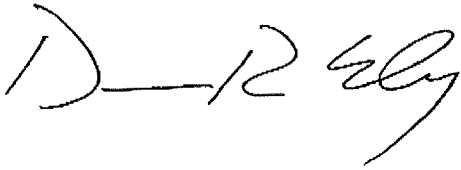
- A proposed sanitary sewer line will be required to be extended from the STP to the subject improvements.
- New sanitary sewer easements, pretreatment and sample wells will be required.

Please be advised that this evaluation is preliminary in nature and may not include all of the required improvements to meet the needs of the requested capacity. If further evaluation is warranted, please let us know.

Feel free to contact me if you have any questions.

Very truly yours,

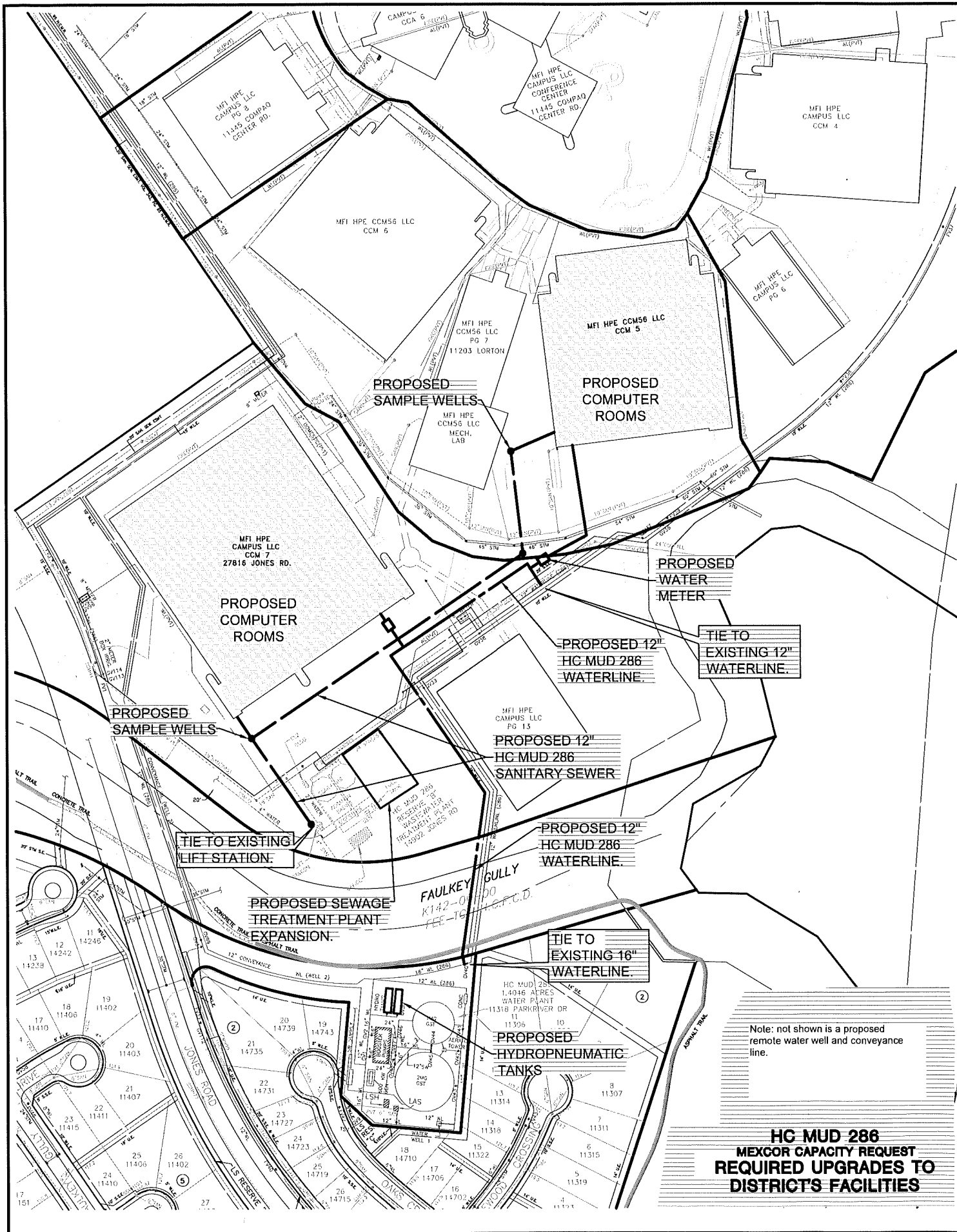
Eby Engineers, Inc.
Consulting Engineers
Engineer for HC MUD 286

A handwritten signature in black ink, appearing to read "D-R Eby". The signature is fluid and cursive, with the first name "Dennis" and last name "Eby" clearly distinguishable.

Dennis R. Eby, P.E.

HC MUD 286 Board of Directors
Kara Richardson, Attorney

EXHIBIT A



Water/Wastewater Capacity Service Application MUD #286

Request for Water and Wastewater Treatment Capacities:

Owner Information

Company: MFI HPE CCM7 LLC and MFI HPE CCM56 LLC

Contact Name: Freddy Vaca

Mailing Address: 11177 Compaq Center W., Houston, Texas 77070

Phone: 214-498-0505

Email: freddy@mexcor.com

Development Information

Legal Description / Address:

- 27816 Jones Road, Houston, TX 77070

Type of Development:

- IT Compute Rooms

Development Description:

- Interior fit-out updates of existing buildings (CCM05 & CCM07) plus additional infrastructure located outside the buildings for mechanical cooling of the IT Compute Rooms.

Planned Water and Wastewater Capacities for new IT Compute Rooms:

- The Total Planned Capacities are requested to be assessed for availability
- Should these Capacities not be available, provide the maximum Total Available Capacity

	CCM07	CCM05	Total Planned Capacity
Water Capacity	460,000 GDP	615,000 GDP	1,075,000 GDP
Wastewater Treatment Capacity	130,000 GDP	170,000 GDP	300,000 GDP

Development Map:



HAHN EQUIPMENT Co., Inc.

5636 KANSAS • HOUSTON, TX 77007 • PHONE # 713-868-3255 • FAX # 868-9725

ATTN: Dennis Eby
COMPANY: Eby Engineers
FROM: Jason Van Alstine

QUOTE #: 22634
RE: MUD286 Control Panel
DATE: July 23, 2025

HAHN EQUIPMENT CO., INC. is pleased to submit to Eby Engineers, the following proposal for control panel repairs:

QTY ONE (1) S40NO Float switch, signal wire, programming to provide an all pump cut-off upon low level alarm

QTY ONE (1) APC 600V battery back-up and surge protector, installation, test to prevent mini-cas relays from faulting on "overtemp" during loss of power

QTY FOUR (4) Hours field service labor

TOTAL PRICE FOR ALL EQUIPMENT LISTED ABOVE: **\$ 697.00**

F.O.B.: Houston, Texas. Prices quoted good for thirty (30) days and are exclusive of any applicable taxes or duties.

SHIPMENT: Estimated delivery is weeks after receipt of written purchase order and approval drawings, unless other delivery requirements are agreed upon in writing.

TERMS OF PAYMENT: net 30 from the date of the invoice, with approved credit

CONTRACT CONDITIONS: Conditions outlined on the Company's standard general condition form, which is enclosed with this proposal, shall apply to and constitute a part of this proposal.

Sincerely,
HAHN EQUIPMENT CO., INC.

Jason Van Alstine
Sales Representative

NOTE: Invoices will be issued upon delivery, or notification equipment is available for delivery based on delivery date below.

This proposal including terms and conditions contained within are acceptable and understood.

PLEASE SIGN AND RETURN.

AUTHORIZED SIGNATURE: _____

DATE: 7-28-25

We request this equipment available for delivery: _____

General Standard Conditions

- I. **ACCEPTANCE** – This proposal is subject to acceptance by the Purchaser within 30 days. Prices are subject to change without notice; all quotations whether published or special prices automatically expire 30 days from date of quotation, if not canceled prior to that time by another quotation or by a notice of cancellation, and are automatically canceled without notice simultaneously with the date of a price change. Acceptance of this quotation is limited to the terms hereof and Seller hereby objects to different or additional terms unless accepted by Seller in writing. No acceptance of this proposal by the Purchaser and no purchase order for any of the machinery offered in this proposal shall create any contract between Seller and Purchaser or be binding in any way upon Seller until such acceptance or purchase order is approved in writing by an executive officer of the Seller.
- II. **WARRANTY** – As the distributor for various manufacturers, the Seller is dependent upon representation and promises made by these manufacturers as to quality of material, performance data, and delivery schedules. The Seller will pass on to the Purchaser warranties, which may be available from the manufacturer of the products, involved. In addition to any applicable warranties that may be passed on to the Purchaser, the Seller will warrant items of original manufacture of the seller for six (6) months after date of shipment against defects in material and workmanship. All warranty claims must be made in a timely fashion by written notice to the Seller and the Seller or manufacturer involved shall have the option of requiring the return of the defective part, transportation prepaid to establish the claim. The Seller shall not be held liable for damages or delay caused by defects. The Seller's liability to the Purchaser except as to title, arising out of the supplying of the said equipment, or its use, whether based upon warranty, contract or negligence, shall not in any case exceed the cost of correcting defects in the equipment as herein provided and upon the expiration of the warranty period, all such liability shall terminate. The Seller shall not in any event be held liable for any special, indirect or consequential damages.
- III. **TITLE** – The Seller will deliver the equipment F.O.B. cars or trucks at point of shipment and such delivery will constitute delivery to the Purchaser. Title and risk of loss of the equipment shall pass to the Purchaser at this point.
- IV. **INSURANCE** – The Purchaser shall bear all risk of loss or damage to the machinery after delivery and shall provide and maintain adequate insurance against loss or damage by fire or other causes to the machinery during the time between delivery and final payment in an amount fully protecting the Seller. Loss or damage by fire or other causes within such period shall not relieve the Purchaser from his obligation to pay the purchase price in full.
- V. **TERMS** – Terms are net cash upon shipment or notification that we are ready to ship. Prorata payments shall become due and payable as partial shipments are made hereunder. Payment within thirty (30) days will be considered the same as cash pending approval of credit. These terms apply to partial as well as complete shipments. On orders over \$50,000.00 or as specifically stated on our proposal, special payment terms may be required. These terms are normally included with our proposal and are as stated in the Terms & Conditions form of the manufacturer involved. There is no cash discount given for cash or prompt payment unless specifically agreed upon in writing.
- VI. **TAXES** – The Purchaser shall pay to the Seller, in addition to the purchase price, the amount of all sales, use, privilege occupation, excise or other taxes, federal, state, local, or foreign which the Seller is required to pay in connection with furnishing goods or services to the Purchaser.
- VII. **FREIGHT** – Unless otherwise agreed upon in writing, all equipment is quoted F.O.B. shipping point. The Purchaser shall pay to the Seller in addition to the purchase price, freight charges, which may be required in shipping the equipment from the point of manufacture or storage to the Purchaser's plant. If freight charges are included in the quotation, then the Purchaser shall pay to the Seller, in addition to the purchase price, any amount by which transportation charges may be increased, either by reason of increased transportation rates or because of a change in the method of transportation.
- VIII. **PRICE AND ADJUSTMENT** – The following clauses are applicable to the extent they are referred to elsewhere in this proposal. Selection of price adjustment clause is based upon the proposed shipping date for the equipment offered.

Clause 1: The prices named herein are not subject to any change from the prices in effect on the date the order is accepted.

Clause 2: The prices named herein will be adjusted to the prices in effect at time of shipment.

Clause 3: The prices named herein are subject to escalation in accordance with manufacturer's standard escalation policy or as otherwise stated in the proposal.
- IX. **SHIPPING DATES** – The time for shipment given herein is approximate and is estimated from the date of receipt of order with complete manufacturing information and approval of drawings as may be necessary. The Seller relies upon the information supplied by various manufacturers and will endeavor to maintain quoted shipment times but the Seller will not be liable for any for any special, indirect or consequential damages arising from delay in shipment, irrespective of the reason therefore.
- X. **CANCELLATION** – The Purchaser may cancel his order only upon written notice and payment to the Seller of reasonable and proper cancellation charges including administrative and engineering expense and loss of profits.
- XI. **RESTOCKING** – No merchandise may be returned to the Seller without its written consent and shipping instructions being first obtained. Restocking charges will be provided upon request for the particular item involved and will be as determined by the equipment manufacturer.

HAHN EQUIPMENT Co., Inc.

5636 KANSAS • HOUSTON, TX 77007 • PHONE # 713-868-3255 • FAX # 868-9725

ATTN: Dennis Eby QUOTE #: 22618
COMPANY: Eby Engineering / HCMUD 286 RE: HCMUD 286 Compaq Center
FROM: Jason Van Alstine DATE: July 18, 2025

HAHN EQUIPMENT CO., INC. is pleased to submit to Harris County MUD 286, the following proposal for pumping equipment:

QTY TWO (2) FLYGT Model NP3127 MT, 4 inch discharge, electric submersible sewage pump(s) complete with 7.5 H.P., 460 volt, 3 phase, 60 hertz, 1780 RPM motor, Impeller No 439, with 50' of 7 conductor SPC cable

QTY ONE (1) Unit field service installation, start-up, test

TOTAL PRICE FOR ALL EQUIPMENT LISTED ABOVE: **\$ 33,028.00**

NOTES:

- Site visit required to confirm motor starters and overloads are sized per submittal
- Above price is turnkey installation, programming, start-up, test

F.O.B.: Houston, Texas. Prices quoted good for thirty (30) days and are exclusive of any applicable taxes or duties.

SHIPMENT: Standard delivery is 8 to 10 weeks. Faster delivery available pending inventory at time of order. Pumps are currently in US stock.

TERMS OF PAYMENT: net 30 from the date of the invoice, with approved credit

CONTRACT CONDITIONS: Conditions outlined on the Company's standard general condition form, which is enclosed with this proposal, shall apply to and constitute a part of this proposal.

Sincerely,
HAHN EQUIPMENT CO., INC.

Jason Van Alstine
Sales Representative

NOTE: Invoices will be issued upon delivery, or notification equipment is available for delivery based on delivery date below.

This proposal including terms and conditions contained within are acceptable and understood.

PLEASE SIGN AND RETURN.

AUTHORIZED SIGNATURE: _____

DATE: _____

We request this equipment available for delivery: _____

General Standard Conditions

- I. **ACCEPTANCE** – This proposal is subject to acceptance by the Purchaser within 30 days. Prices are subject to change without notice; all quotations whether published or special prices automatically expire 30 days from date of quotation, if not canceled prior to that time by another quotation or by a notice of cancellation, and are automatically canceled without notice simultaneously with the date of a price change. Acceptance of this quotation is limited to the terms hereof and Seller hereby objects to different or additional terms unless accepted by Seller in writing. No acceptance of this proposal by the Purchaser and no purchase order for any of the machinery offered in this proposal shall create any contract between Seller and Purchaser or be binding in any way upon Seller until such acceptance or purchase order is approved in writing by an executive officer of the Seller.
- II. **WARRANTY** – As the distributor for various manufacturers, the Seller is dependent upon representation and promises made by these manufacturers as to quality of material, performance data, and delivery schedules. The Seller will pass on to the Purchaser warranties, which may be available from the manufacturer of the products, involved. In addition to any applicable warranties that may be passed on to the Purchaser, the Seller will warrant items of original manufacture of the seller for six (6) months after date of shipment against defects in material and workmanship. All warranty claims must be made in a timely fashion by written notice to the Seller and the Seller or manufacturer involved shall have the option of requiring the return of the defective part, transportation prepaid to establish the claim. The Seller shall not be held liable for damages or delay caused by defects. The Seller's liability to the Purchaser except as to title, arising out of the supplying of the said equipment, or its use, whether based upon warranty, contract or negligence, shall not in any case exceed the cost of correcting defects in the equipment as herein provided and upon the expiration of the warranty period, all such liability shall terminate. The Seller shall not in any event be held liable for any special, indirect or consequential damages.
- III. **TITLE** – The Seller will deliver the equipment F.O.B. cars or trucks at point of shipment and such delivery will constitute delivery to the Purchaser. Title and risk of loss of the equipment shall pass to the Purchaser at this point.
- IV. **INSURANCE** – The Purchaser shall bear all risk of loss or damage to the machinery after delivery and shall provide and maintain adequate insurance against loss or damage by fire or other causes to the machinery during the time between delivery and final payment in an amount fully protecting the Seller. Loss or damage by fire or other causes within such period shall not relieve the Purchaser from his obligation to pay the purchase price in full.
- V. **TERMS** – Terms are net cash upon shipment or notification that we are ready to ship. Prorata payments shall become due and payable as partial shipments are made hereunder. Payment within thirty (30) days will be considered the same as cash pending approval of credit. These terms apply to partial as well as complete shipments. On orders over \$50,000.00 or as specifically stated on our proposal, special payment terms may be required. These terms are normally included with our proposal and are as stated in the Terms & Conditions form of the manufacturer involved. There is no cash discount given for cash or prompt payment unless specifically agreed upon in writing.
- VI. **TAXES** – The Purchaser shall pay to the Seller, in addition to the purchase price, the amount of all sales, use, privilege occupation, excise or other taxes, federal, state, local, or foreign which the Seller is required to pay in connection with furnishing goods or services to the Purchaser.
- VII. **FREIGHT** – Unless otherwise agreed upon in writing, all equipment is quoted F.O.B. shipping point. The Purchaser shall pay to the Seller in addition to the purchase price, freight charges, which may be required in shipping the equipment from the point of manufacture or storage to the Purchaser's plant. If freight charges are included in the quotation, then the Purchaser shall pay to the Seller, in addition to the purchase price, any amount by which transportation charges may be increased, either by reason of increased transportation rates or because of a change in the method of transportation.
- VIII. **PRICE AND ADJUSTMENT** – The following clauses are applicable to the extent they are referred to elsewhere in this proposal. Selection of price adjustment clause is based upon the proposed shipping date for the equipment offered.
- Clause 1: The prices named herein are not subject to any change from the prices in effect on the date the order is accepted.
- Clause 2: The prices named herein will be adjusted to the prices in effect at time of shipment.
- Clause 3: The prices named herein are subject to escalation in accordance with manufacturer's standard escalation policy or as otherwise stated in the proposal.
- IX. **SHIPPING DATES** – The time for shipment given herein is approximate and is estimated from the date of receipt of order with complete manufacturing information and approval of drawings as may be necessary. The Seller relies upon the information supplied by various manufacturers and will endeavor to maintain quoted shipment times but the Seller will not be liable for any for any special, indirect or consequential damages arising from delay in shipment, irrespective of the reason therefore.
- X. **CANCELLATION** – The Purchaser may cancel his order only upon written notice and payment to the Seller of reasonable and proper cancellation charges including administrative and engineering expense and loss of profits.
- XI. **RESTOCKING** – No merchandise may be returned to the Seller without its written consent and shipping instructions being first obtained. Restocking charges will be provided upon request for the particular item involved and will be as determined by the equipment manufacturer.

HARRIS COUNTY

MUNICIPAL UTILITY DISTRICT

No. 286

MONDAY ~ AUGUST 04, 2025



PREPARED BY:
CLAUDIA REDDEN & ASSOCIATES, LLC
P.O. BOX 11890
SPRING, TEXAS 77391-1890
TELEPHONE: 281-440-9400 FAX: 281-379-1428
ClaudiaRedden@aol.com

HARRIS COUNTY MUNICIPAL UTILITY DISTRICT NO. 286

OPERATING ACCOUNT

CENTRAL BANK

BALANCE FROM LAST REPORT			\$	5,973.16
ADDED:	ACCOUNTS RECEIVABLE COLLECTIONS			90,990.10
	OTHER			0.00
		TOTAL DEPOSITS		90,990.10
ADDED:	WIRE TRANSFERS			
	FROM TEXPOOL			50,000.00
				50,000.00
ADDED:	CENTRAL BANK			
		POSITIVE PAY MAINTENANCE FEE		(25.00)
		RETURNED CHECK OF CUSTOMER		0.00
		TOTAL CHARGES AT CENTRAL BANK		(25.00)
LESS: VOIDED CHECKS				
	CK#3338 - DSHS CENTRAL LAB MC2004, ACCT #FCEN.CD 1762-05202025			588.51
	CK#3336 - CULLIGAN OF HOUSTON, INV. 1883302, DTD. 04/25/2025			32.50
	CK#3337 - CULLIGAN OF HOUSTON, INV. 1890249 DTD. 05/25/2025			32.55
				653.56
ADDED:	SALES TAXES			
	CITY OF HOUSTON SALES TAXES	WARRANT 21129664 DTD 7/10/2025 SPA APRIL 2025		50,894.80
				50,894.80
LESS:	<u>CHECKS PREVIOUSLY APPROVED</u>			
07/07/2025	3371 CAMPIONI RESTAURANT	07/07/2025 MEETING EXPENSES		(300.00)
				(300.00)
LESS:	<u>CHECKS PRESENTED FOR PAYMENT</u>			
08/04/2025	3373 DIRECT ENERGY BUSINESS	CK# 3373, DTD 07/24/2025- JUNE 2025- 06/18/2025 TO 07/17/2025-14902 A JONES RD		(4,159.30)
08/04/2025	3374 DIRECT ENERGY BUSINESS	CK# 3374, DTD 07/09/2025; MAY 2025 UTILITIES- 05/21/2025 - 06/19/2025		(5,208.73)
08/04/2025	3375 CENTERPOINT ENERGY	CK# 3375, DTD 07/24/2025; 14602 JONES RD- 06/17/2025 TO 07/21/2025- JULY 2025		(71.25)
08/04/2025	3376 CENTERPOINT ENERGY	CK# 3376, DTD 07/22/2025, 14902 JONES RD- 06/13/2025 TO 07/16/2025- JULY 2025		(105.17)
08/04/2025	3377 AT and T MOBILITY	CK # 3377, DTD 07/07/2025- JULY 2025		(77.40)

HARRIS COUNTY MUNICIPAL UTILITY DISTRICT NO. 286

08/04/2025	3378	COMCAST (PARK RIVER)	CK# 3378; DTD. 06/28/2025, 11318 PARK RIVER (WATER PLANT), JULY 2025	(112.40)
08/04/2025	3379	COMCAST (CYPRESSWOOD TRAIL)	CK# 3379; DTD 07/18/2025- JULY 2025- 2 MONTHS	(262.90)
08/04/2025	3380	COMCAST (COMPAQ CNTR)	CK# 3380, DTD 07/12/2025, JULY 2025	(148.72)
08/04/2025	3381	BRIAN GARDENS LAWN CARE, LLC	CK# 3381, INV. 25426, DTD. 07/01/2025, MONTHLY MAINTENANCE, SPRINKLER SYSTEM CHECK- JULY 2025	(4,109.75)
08/04/2025	3382	TOUCHSTONE DISTRICT SERVICES, LLC	CK# 3382: INV. 8688, DTD 07/15/2025; TEXT MESSAGES & MONTHLY WEBSITE HOSTING & MAINTENANCE	(430.00)
08/04/2025	3383	TOUCHSTONE DISTRICT SERVICES, LLC	CK# 3383: INV. 8713, DTD 07/29/2025; COMMUNICATIONS REPORT	(47.50)
08/04/2025	3384	APPLE COURIER, INC	CK# 3384, INV. 268835, DTD. 07/07/2025, TICKET: 499646 TO BANK	(37.00)
08/04/2025	3385	ADVANTAGE SECURITY INTEGRATION, LTD	CK# 3385, INV. 7400, DTD 08/01/2025; EYEFORCE REMOTE VIDEO MONITORING	(920.00)
08/04/2025	3386	WASTE MANAGEMENT	CK# 3386, CUST. ID: 7-41065-63008, INV: 7987500-0011-8, DTD. 07/24/2025; AUGUST 2025, GARBAGE CO...	(306.39)
08/04/2025	3387	TEXAS PRIDE DISPOSAL SOLUTIONS, LLC	CK# 3387; CUST: 10-9991438-3, INV. 1849071, DTD 06/30/2025; 266 HOMES @ \$23.550- JUNE 2025	(6,264.30)
08/04/2025	3388	DSHS CENTRAL LAB MC2004	CK# 3388, ACCT# CEN.CD1762-062025; DTD. 07/01/2025, FOR LABORATORY FEES FOR 2025	(147.67)
08/04/2025	3389	CYPRESS CREEK MOSQUITO CONTROL, LLC	CK# 3389; ACCT: 52234, INV. 1595276, DTD 06/30/2025, JUNE 2025 MOSQUITO CONTROL	(240.00)
08/04/2025	3390	GENSOLUTIONS, LLC	CK# 3390, INV. 16857, DTD. 07/24/2025, LS3- INSPECT ISSUES	(837.90)
08/04/2025	3391	GENSOLUTIONS, LLC	CK# 3391, INV. 16869, DTD. 07/24/2025, LS1- QTR PM	(300.00)
08/04/2025	3392	GENSOLUTIONS, LLC	CK# 3392, INV. 16870, DTD. 07/24/2025, LS2- QTR PM	(300.00)
08/04/2025	3393	GENSOLUTIONS, LLC	CK# 3393, INV. 16871, DTD. 07/24/2025, LS3- QTR PM	(300.00)
08/04/2025	3394	GENSOLUTIONS, LLC	CK# 3394, INV. 16872, DTD. 07/24/2025, WP1- QTR PM	(300.00)

8/4/2025

HARRIS COUNTY MUNICIPAL UTILITY DISTRICT NO. 286

08/04/2025	3395	GENSOLUTIONS, LLC	CK# 3395, INV. 16873, DTD. 07/24/2025, WP2- QTR PM	(300.00)
08/04/2025	3396	GENSOLUTIONS, LLC	CK# 3396, INV. 16874, DTD. 07/24/2025, WWTP- QTR PM	(300.00)
08/04/2025	3397	HAWKINS, INC.	CK# 3397, INV. 7121749, DTD. 07/03/2025, 250 AS4000 & 0 AZONE 15	(987.50)
08/04/2025	3398	HAWKINS, INC.	CK# 3398, INV. 7124471, DTD. 07/08/2025, 0 AS4000 & 540 AZONE 15	(2,430.00)
08/04/2025	3399	NEIL TECHNICAL SERVICES, CORP.	CK# 3399, INV. 135914, DTD. 07/24/2025, WP1- INVESTIGATE BOOSTER PUMP #5 TRIPPING OVERLOADS- 07/...	(720.00)
08/04/2025	3400	PUMPS OF HOUSTON, INC.	CK# 3400; INV. IN0772473, DTD 07/03/2025; WP- 1" BALL VALVE	(24.05)
08/04/2025	3401	PVS DX, INC.	CK# 3401, INV. DE05002788-25, DTD. 03/31/2025, CHLORINE, 150# CYL	(72.00)
08/04/2025	3402	PVS DX, INC.	CK# 3402, INV. DE05005582-25, DTD. 06/30/2025, CHLORINE, 150# CYL	(40.00)
08/04/2025	3403	PVS DX, INC.	CK# 3403, INV. DE05005926-25, DTD. 06/30/2025, CHLORINE, 150# CYL	(90.00)
08/04/2025	3404	PVS DX, INC.	CK# 3404, INV. 057012417-25, DTD. 07/15/2025, 3 CHLORINE, 150# CYL	(616.92)
08/04/2025	3405	R & C JOY INC.	CK# 3405; INV. 18169, DTD 07/07/2025; LABS- JUNE 2025	(1,106.00)
08/04/2025	3406	WATER UTILITY SERVICES, INC.	CK# 3406, INV. 101733, DTD. 07/10/2025, WWTP1- 500 MAGNESIUM HYDROXIDE	(2,600.00)
08/04/2025	3407	ELECTRICAL FIELD SERVICES, INC	CK# 3407, INV. 43378, DTD. 07/02/2024, WP2- INSTALL 20' POLE FOR CAMERAS	(2,591.87)
08/04/2025	3408	ELECTRICAL FIELD SERVICES, INC	CK# 3408, INV. 42834-1, DTD. 08/09/2024, WP2- REPAIR DAMAGED SERVICE RACK	(29,121.68)
08/04/2025	3409	CYPRESS CREEK FLOOD CONTROL COALITION	CK# 3409; AUGUST 2025 DONATION	(140.00)
08/04/2025	3410	HARRIS COUNTY TREASURER	CK# 3410, CUST. # 3989, SEPTEMBER 2025 LAW ENFORCEMENT SERVICES	(10,342.00)
08/04/2025	3411	NHCRWA	CK# 3411; JUNE 2025- 561,000 @ 2.60 GROUND WTR & 12,347,000 @ 3.05 SURFACE WATER LESS CHLORAMINA...	(36,811.67)

8/4/2025

HARRIS COUNTY MUNICIPAL UTILITY DISTRICT NO. 286

08/04/2025	3412	FUN ABOUND, INC.	CK# 3412; INV. 8705, DTD 07/30/2025; LAKEWOOD CROSSING PARK PICKLEBALL COURT BENCHES INSTALLED	(3,209.26)
08/04/2025	3413	TYEG, LLC	CK# 3413; INV. T000045, DTD 07/23/2025; WELL- INSPECT FLARE STACK & ANCILIARY EQUIPMENT- JULY 2025	(1,390.00)
08/04/2025	3414	EBY ENGINEERS INC.	CK# 3414; INV. 25-4-081, DTD 07/31/2025, JOB 14-01-00, GENERAL ENGINEERING- JUNE 2025	(5,295.66)
08/04/2025	3415	EBY ENGINEERS INC.	CK# 3415; INV. 25-4-084, DTD 07/31/2025, JOB 14-01-00, CHASEWOOD RYE APARTMENTS PLAN REVIEW- JUN...	(507.50)
08/04/2025	3416	EBY ENGINEERS INC.	CK# 3416; INV. 25-5-082, DTD 07/31/2025, JOB 14-01-00 PROPOSED PICKLEBALL COURT @ PARK- JUNE 2025	(3,906.55)
08/04/2025	3417	EBY ENGINEERS INC.	CK# 3417; INV. 25-4-083, DTD 07/31/2025, JOB 14-01-00- REQUEST FOR ADDITIONAL CAPACITY FOR MEXCO...	(797.50)
08/04/2025	3418	MARKS RICHARDSON, PC	CK# 3418, INV. 03243, FILE #4286-10, DTD. 07/31/2025, JULY 2025- GENERAL LEGAL	(7,086.50)
08/04/2025	3419	DAVID GEASLEN	08/04/2025 FEES OF OFFICE LESS WITHHOLDINGS	(204.10)
08/04/2025	3420	MICHAEL L. RHODES	08/04/2025 FEES OF OFFICE LESS WITHHOLDINGS	(204.10)
08/04/2025	3421	REBECCA CAMPBELL	08/04/2025 FEES OF OFFICE LESS WITHHOLDINGS	(204.09)
08/04/2025	3422	ROSALIND. THERIOT	08/04/2025 FEES OF OFFICE LESS WITHHOLDINGS	(204.09)
08/04/2025	3423	STEPHEN J. GARNER	08/04/2025 FEES OF OFFICE LESS WITHHOLDINGS	(204.08)
08/04/2025	3424	REBECCA CAMPBELL	07/29/2025 EXTRA WORK IN DISTRICT PARK	(204.09)
08/04/2025	3425	CAMPIONI RESTAURANT	08/04/2025 MEETING EXPENSES	0.00
08/04/2025	3426	WATER DISTRICT MANAGEMENT, CO	CK# 3426, INV. 27727, DTD 07/24/2025- OPERATOR REPAIRS & MAINTENANCE- JUNE 2025	(44,957.83)
08/04/2025	3427	CLAUDIA REDDEN & ASSOCIATES, LLC	CK# 3427, INV. 5457, DTD. 08/01/2025, BOOKKEEPING FEES & EXPENSES	(2,207.77)
				(183,563.19)
ENDING BALANCE IN CENTRAL BANK DEMAND ACCOUNT				\$ 14,623.43

HARRIS COUNTY MUNICIPAL UTILITY DISTRICT NO. 286

TEXPOOL

ENDING BALANCE FROM LAST CHECK LIST		\$	5,439,447.58
ADDED:	WIRE TRANSFER FROM TAX ACCOUNT		0.00
ADDED:	INTEREST INCOME FROM VERITEX BANK VIA TEXPOOL		0.00
ADDED:	INTEREST INCOME	INTEREST INCOME - 07/31/2025	19,920.74
LESS:	WIRE TRANSFER	TO CENTRAL BANK HOUSTON - GOF CHECKING	(50,000.00)
ENDING BALANCE		\$	5,409,368.32

CAVANAL HILL GOV SEC PREMIER - MONEY MKT

ENDING BALANCE FROM LAST CHECK LIST		\$	966.18
ADDED:	US T BILLS MATURED		0.00
ADDED:	INTEREST INCOME	INTEREST INCOME	0.00
LESS:	BANK FEES		0.00
LESS:	US TREAS BILLS		0.00
ENDING BALANCE		\$	966.18

FIRST FINANCIAL BK - MONEY MKT ACCT - TIED TO TEXPOOL RATES

ENDING BALANCE FROM LAST CHECK LIST		\$	241,714.51
ADDED:	DEPOSITS		0.00
ADDED:	INTEREST INCOME	INTEREST INCOME - 06/30/2025	824.83
LESS:	WIRE TRANSFER FEE CHARGED BY FIRST FINANCIAL BANK		0.00
LESS:	WIRE TRANSFER	TO TEXPOOL TO REDUCE BALANCES	0.00
ENDING BALANCE		\$	242,539.34

HARRIS COUNTY MUNICIPAL UTILITY DISTRICT NO. 286

TEXAS CLASS

ENDING BALANCE FROM LAST CHECK LIST			\$	5,913,271.39
ADDED:		INTEREST INCOME - 07-31-2025		22,164.10
ADDED:	MAINTENANCE TAX TRANSFER	TO BE TRANSFERRED		0.00
ADDED:	MAINTENANCE TAX TRANSFER	TRANSFERRED		0.00
ENDING BALANCE			\$	<u>5,935,435.49</u>

INVESTMENTS

<u>ISSUE DATE</u>	<u>MATURITY DATE</u>	<u>INSTITUTION</u>	<u>RATE</u>	<u>CURRENT AMOUNT</u>
5/19/2025	5/14/2026	228,000 FACE-US T BILLS-HELD @ PERSHING-BK ENTRY	4.017	219,248.66
12/21/2024	12/21/2025	VERITEX COMMUNITY BANK	4.300	<u>240,000.00</u>
TOTAL CERTIFICATES OF DEPOSITS			\$	<u>459,248.66</u>

TOTAL OPERATING FUNDS	\$	<u>12,062,181.42</u>
-----------------------	----	----------------------

LESS:	CUSTOMER DEPOSITS	(23,956.00)
-------	-------------------	-------------

LESS:	TRANSFER FOR CAPITAL ALLOCATIONS FOR FUTURE PROJECTS	(1,789,826.93)
-------	--	----------------

NET OPERATING FUNDS AVAILABLE TO DISTRICT	\$	<u>10,248,398.49</u>
---	----	----------------------

HARRIS COUNTY MUNICIPAL UTILITY DISTRICT NO. 286

HISTORICAL NET OPERATING FUNDS AVAILABLE TO DISTRICT

VARIANCES

01/02/17	3,025,008.31		1/3/2023	7,178,889.33	179,516.11
02/06/17	2,991,696.49	(33,311.82)	2/6/2023	7,588,450.33	409,561.00
03/07/17	3,724,101.77	732,405.28	3/6/2023	7,947,500.08	359,049.75
04/03/17	3,744,945.49	20,843.72	4/3/2023	8,141,314.12	193,814.04
05/01/17	3,917,057.13	172,111.64	5/1/2023	8,858,478.19	717,164.07
06/05/17	4,181,936.92	264,879.79	6/5/2023	8,966,498.54	108,020.35
07/06/17	4,224,311.79	42,374.87	7/10/2023	9,347,527.53	381,028.99
08/07/17	3,958,739.08	(265,572.71)	8/7/2023	9,385,957.33	38,429.80
09/11/17	4,009,765.64	51,026.56	9/11/2023	9,338,146.51	(47,810.82)
10/2/2017	3,929,235.10	(80,530.54)	10/9/2023	9,283,588.72	(54,557.79)
11/06/17	4,165,452.20	236,217.10	11/6/2023	9,429,878.17	146,289.45
12/04/17	4,115,347.16	(50,105.04)	12/4/2023	9,503,162.63	73,284.46
01/02/18	4,031,459.42	(83,887.74)	1/8/2024	9,538,784.34	35,621.71
02/05/18	4,305,958.71	274,499.29	2/5/2024	9,719,312.83	180,528.49
03/05/18	4,812,255.67	506,296.96	3/4/2024	9,758,788.93	39,476.10
04/02/18	4,844,887.35	32,631.68	4/1/2024	10,011,326.88	252,537.95
05/07/18	4,677,189.02	(167,698.33)	5/6/2024	10,034,440.65	23,113.77
06/10/2018	4,725,301.69	48,112.67	6/3/2024	10,053,091.97	18,651.32
07/02/2018	4,695,489.84	(29,811.85)	7/1/2024	9,980,692.29	(72,399.68)
08/06/2018	4,675,113.33	(20,378.51)	8/5/2024	9,921,880.34	(58,811.95)
09/10/2018	4,697,382.00	22,268.67	9/3/2024	10,260,961.73	339,081.39
10/01/2018	4,709,857.43	12,475.43	10/7/2024	10,193,670.93	(67,290.80)
11/05/2018	4,760,454.60	50,597.17	11/3/2024	10,363,060.17	169,389.24
12/03/2018	4,811,812.14	51,357.54	12/2/2024	10,088,640.51	(274,419.68)
01/07/2019	5,086,059.08	274,246.94	1/6/2025	9,956,399.11	(132,241.40)
02/04/2019	5,224,620.07	138,560.99	2/3/2025	9,929,312.45	(27,086.66)
3/4/2019	5,753,384.80	528,764.73	3/3/2025	10,125,005.69	195,693.24
04/01/19	5,854,381.73	100,996.93	4/7/2025	10,202,386.66	77,380.97
05/06/19	5,959,929.20	105,547.47	5/5/2025	10,268,935.13	66,548.47
06/03/19	6,090,406.25	130,477.05	6/2/2025	10,214,777.77	(54,157.36)
07/01/19	6,378,150.69	287,744.44	7/7/2025	10,246,619.19	31,841.42
08/01/19	6,413,698.95	35,548.26	8/4/2025	10,248,398.49	1,779.30
09/01/19	6,428,751.22	15,052.27			
10/07/19	6,355,765.59	(72,985.63)			
11/04/19	6,551,589.16	195,823.57			
12/02/19	6,603,575.42	51,986.26			
01/06/20	6,369,614.64	(233,960.78)			
02/03/20	6,263,390.85	(106,223.99)			
03/02/20	6,265,529.70	2,139.05			
04/06/20	6,066,809.06	(198,720.64)			
05/04/20	5,930,425.99	(136,383.07)			
06/01/20	5,693,536.18	(236,889.81)			
07/01/20	5,632,526.15	(61,010.03)			
08/05/20	5,490,235.35	(142,290.80)			
09/07/20	5,465,102.58	(25,132.77)			
10/05/20	5,366,869.77	(98,232.81)			
11/02/20	5,293,506.40	(73,363.37)			
12/06/20	5,313,073.59	19,567.19			
01/04/21	5,372,885.53	59,811.94			
02/01/21	5,446,238.76	73,353.23			
03/01/21	5,798,655.65	352,416.89			
04/05/21	5,916,641.07	117,985.42			
05/03/21	5,856,603.20	(60,037.87)			
06/07/21	5,781,292.06	(75,311.14)			
07/06/21	5,785,100.24	3,808.18			
08/06/21	5,789,691.39	4,591.15			
09/07/21	5,893,304.70	103,613.31			
10/04/21	5,772,521.22	(120,783.48)			
11/01/21	5,730,602.40	(41,918.82)			
12/1/2021	5,721,078.39	(9,524.01)			
1/3/2022	5,811,722.39	90,644.00			
2/7/2022	5,803,239.92	(8,482.47)			
3/7/2022	5,928,820.56	125,580.64			
4/4/2022	6,354,020.94	425,200.38			
5/4/2022	6,299,158.56	(54,862.38)			
6/6/2022	6,274,107.95	(25,050.61)			
7/5/2022	6,266,516.65	(7,591.30)			
8/1/2022	6,490,567.76	224,051.11			
9/6/2022	6,537,185.60	46,617.84			
10/3/2022	6,488,384.99	(48,800.61)			
11/7/2022	6,574,083.29	85,698.30			
12/5/2022	6,999,373.22	425,289.93			

HARRIS COUNTY MUNICIPAL UTILITY DISTRICT NO. 286

HARRIS COUNTY MUD 286

FUNDS SET ASIDE FOR CAPITAL ALLOCATIONS

Sep-10	\$	10,000.00	Jan-17	40,000.00	May-23	40,000.00
Oct-10		10,000.00	Feb-17	40,000.00	Jun-23	40,000.00
Nov-10		10,000.00	Mar-17	40,000.00	Jul-23	40,000.00
Dec-10		10,000.00	Apr-17	40,000.00	Aug-23	40,000.00
Jan-11		10,000.00	May-17	40,000.00	Sep-23	40,000.00
Feb-11		10,000.00	Jun-17	40,000.00	Oct-23	40,000.00
Mar-11		10,000.00	Jul-17	40,000.00	Nov-23	40,000.00
Apr-11		10,000.00	Aug-17	40,000.00	Dec-23	40,000.00
May-11		10,000.00	Sep-17	40,000.00	Jan-24	40,000.00
Jun-11		10,000.00	Oct-17	40,000.00	Feb-24	40,000.00
Jul-11		10,000.00	Nov-17	40,000.00	Mar-24	40,000.00
Aug-11		10,000.00	Dec-17	40,000.00	Apr-24	40,000.00
Sep-11		10,000.00	Jan-18	40,000.00	May-24	40,000.00
Oct-11		10,000.00	Feb-18	40,000.00	May-24	40,000.00
Nov-11		10,000.00	Mar-18	40,000.00	Jun-24	40,000.00
Dec-11		10,000.00	Apr-18	40,000.00	Jul-24	40,000.00
Jan-12		10,000.00	May-18	40,000.00	Aug-24	40,000.00
Feb-12		10,000.00	Jun-18	40,000.00	Sep-24	40,000.00
Mar-12		10,000.00	Jul-18	40,000.00	Oct-24	40,000.00
Apr-12		10,000.00	Aug-18	40,000.00	Nov-24	40,000.00
May-12		10,000.00	Sep-18	40,000.00	Dec-24	40,000.00
Jun-12		10,000.00	Oct-18	40,000.00	Jan-25	40,000.00
Jul-12		10,000.00	Nov-18	40,000.00	Feb-25	40,000.00
Aug-12		10,000.00	Dec-18	40,000.00	Mar-25	40,000.00
Sep-12		10,000.00	Jan-19	40,000.00	Apr-25	40,000.00
Oct-12		10,000.00	Feb-19	40,000.00	May-25	40,000.00
Nov-12		10,000.00	Mar-19	40,000.00	Jun-25	40,000.00
Dec-12		10,000.00	Apr-19	40,000.00	Jul-25	40,000.00
Jan-13		10,000.00	May-19	40,000.00	Aug-25	40,000.00
Feb-13		10,000.00	Jun-19	40,000.00	Sep-25	40,000.00
Mar-13		10,000.00	Jul-19	40,000.00	Oct-25	40,000.00
Apr-13		10,000.00	Aug-19	40,000.00	Nov-25	40,000.00
May-13		10,000.00	Sep-19	40,000.00	Dec-25	40,000.00
Jun-13		10,000.00	Oct-19	40,000.00	Jan-26	40,000.00
Jul-13		10,000.00	Nov-19	40,000.00	Feb-26	40,000.00
Aug-13		10,000.00	Dec-19	40,000.00	Mar-26	40,000.00
Sep-13		10,000.00	Jan-20	40,000.00	Apr-26	40,000.00
Oct-13		10,000.00	Feb-20	40,000.00	May-26	40,000.00
Nov-13		10,000.00	Mar-20	40,000.00	Jun-26	40,000.00
Dec-13		10,000.00	Apr-20	40,000.00	Jul-26	40,000.00
Jan-14		40,000.00	May-20	40,000.00	Aug-26	40,000.00
Feb-14		40,000.00	Jun-20	40,000.00	Sep-26	40,000.00
Mar-14		40,000.00	Jul-20	40,000.00	Oct-26	40,000.00
Apr-14		40,000.00	Aug-20	40,000.00	Nov-26	40,000.00
May-14		40,000.00	Sep-20	40,000.00	Dec-26	40,000.00
Jun-14		40,000.00	Oct-20	40,000.00	Jan-27	40,000.00
Jul-14		40,000.00	Nov-20	40,000.00	Feb-27	40,000.00
Aug-14		40,000.00	Dec-20	40,000.00	Mar-27	40,000.00
Sep-14		40,000.00	Jan-21	40,000.00	Apr-27	40,000.00
Oct-14		40,000.00	Feb-21	40,000.00	May-27	40,000.00
Nov-14		40,000.00	Mar-21	40,000.00	Jun-27	40,000.00
Dec-14		40,000.00	Apr-21	40,000.00	Jul-27	40,000.00
Jan-15		40,000.00	May-21	40,000.00	Aug-27	40,000.00
Feb-15		40,000.00	Jun-21	40,000.00	Sep-27	40,000.00
Mar-15		40,000.00	Jul-21	40,000.00	Oct-27	40,000.00
Apr-15		40,000.00	Aug-21	40,000.00	Nov-27	40,000.00
May-15		40,000.00	Sep-21	40,000.00	Dec-27	40,000.00
Jun-15		40,000.00	Oct-21	40,000.00	Jul-28	40,000.00
Jul-15		40,000.00	Nov-21	40,000.00	Aug-28	40,000.00
Aug-15		40,000.00	Dec-21	40,000.00	Sep-28	40,000.00
Sep-15		40,000.00	Jan-22	40,000.00	Oct-28	40,000.00
Oct-15		40,000.00	Feb-22	40,000.00	Nov-28	40,000.00
Nov-15		40,000.00	Mar-22	40,000.00	Dec-28	40,000.00
Dec-15		40,000.00	Apr-22	40,000.00		
Jan-16		40,000.00	May-22	40,000.00		
Feb-16		40,000.00	Jun-22	40,000.00		
Mar-16		40,000.00	Jul-22	40,000.00		
Apr-16		40,000.00	Aug-22	40,000.00		
May-16		40,000.00	Sep-22	40,000.00		
Jun-16		40,000.00	Oct-22	40,000.00		
Jul-16		40,000.00	Nov-22	40,000.00		
Aug-16		40,000.00	Dec-22	40,000.00		
Sep-16		40,000.00	Jan-23	40,000.00		
Oct-16		40,000.00	Feb-23	40,000.00		
Nov-16		40,000.00	Mar-23	40,000.00		
Dec-16		40,000.00	Apr-23	40,000.00		

TOTAL FUNDS SET ASIDE FOR CAPITAL ALLOCATIONS	<u>\$ 6,040,000.00</u>
---	------------------------

HARRIS COUNTY MUNICIPAL UTILITY DISTRICT NO. 286

Less:		ON GOING CAPITAL PROJECTS EXPENSES		
02/06/2012 TO 12/31/2021		TOTAL OF PAYMENTS IN PRIOR YEARS		(3,264,284.40)
1/3/2022	1248	PATRIOT PRODUCTION & RENTAL SERVICES, LLC	CK#1248, INV. G000404, DTD. 12/17/2021, WELL LOCATION, PULSE CARD & BATTERY	(5,994.00)
1/3/2022	1250	BAKENHUS ELECTRIC CO.	CK# 1250; DTD 10/28/2021; INSTALL 2 LED LAMPS & POLES & REPAIRS	(1,100.00)
3/7/2022	1323	ADVANTAGE SECURITY INTEGRATION, LTD	CK#1323, INV. 133163, DTD. 02/25/2022, REPLACED CAMERA AT SKATE PARK	(792.85)
3/7/2022	1332	NEIL TECHNICAL SERVICES, CORP.	CK# 1332, INV. 101463-2, DTD. 02/11/2022, WWTP-REPAIR STEP SCREEN	(25,621.00)
5/2/2022	1437	PATRIOT PRODUCTION & RENTAL SERVICES, LLC	CK#1437, INV. G000425 DTD. 04/25/2022, REPLACE GAS DETECTORS FOR #2,3,4,5,6 & 8, REPLACE RECEIVE...	(9,053.00)
6/6/2022	1493	ALSAY INCORPORATED	CK# 1493, INV. 1744; DTD. 06/03/2022; REPAIR GAS LEAK- PULL AND REET DISCHARGE HEAD & ABOVE GROU...	(7,969.00)
9/6/2022	1648	EBY ENGINEERS INC.	CK# 1648; INV. 22-4-093, DTD 09/01/2022, JOB 14-01-00, DESIGN OF STP MAINTENANCE REPAIRS- JULY 2022	(1,555.47)
10/3/2022	1683	GENSOLUTIONS, LLC	CK# 1683, INV. 8116, DTD. 08/18/2022, LS3-REPLACE 3D VOLTAGE GAUGE & HOUR METER- 20420 CHASEWOOD...	(652.04)
10/3/2022	1694	SIGN QUICK	CK# 1694, INV. 59207, DTD. 09/14/2022; SIGNS	(97.98)
10/3/2022	1698	EBY ENGINEERS INC.	CK# 1698; INV. 22-4-103, DTD 09/28/2022, JOB 14-01-00, DESIGN OF STP MAINTENANCE REPAIRS- AUGUS...	(6,202.37)
11/7/2022	1750	EBY ENGINEERS INC.	CK# 1750; INV. 22-4-113, DTD 11/01/2022, JOB 14-01-00, DESIGN OF STP MAINTENANCE REPAIRS- SEPTEMBER...	(9,130.18)
11/7/2022	1751	CFG INDUSTRIES, LLC	CK# 1751; PAY EST #1, DTD 10/24/2022- REQUEST DTD 11/01/2022- MAINTENANCE REPAIRS AT STP	(185,220.00)
12/5/2022	1790	EBY ENGINEERS INC.	CK# 1790; INV. 22-4-123, DTD 11/22/2022, JOB 14-01-00, DESIGN OF STP MAINTENANCE REPAIRS- OCTOBER...	(6,288.40)
12/5/2022	1809	CFG INDUSTRIES, LLC	ESTIMATE #2, MAINTENANCE REPAIRS AT STP	(126,190.00)
1/3/2023	1846	CFG INDUSTRIES, LLC	ESTIMATE #3, MAINTENANCE REPAIRS AT STP	(16,390.00)
2/6/2023	1877	EDP	STORM CROSSING & SAN SWR CROSSING	(25,806.15)
5/1/2023	2015	EDP	COMMERCIAL WATER TAPS & VALVES	(58,135.50)
5/1/2023	2027	CHIEF SOLUTIONS, INC.	INV. 70785, CLEAN & TELEVISION LINES	(7,953.00)
6/5/2023	2070	EBY ENGINEERS INC.	CK# 2070; INV. 23-4-062, DTD 06/01/2023, JOB 14-01-00, WATERLINE LOWERING UNDER FAULKLEY GULLY- A...	(2,517.65)
6/5/2023	2077	ADVANTAGE SECURITY INTEGRATION, LTD	CK# 2077, INV. 141950, DTD. 06/01/2023, EYEFORCE REMOTE VIDEO MONITORING	(900.00)
6/5/2023	2078	CHIEF SOLUTIONS, INC	CK# 2078; INV 70898 DTD 05/18/2023 PHASE 1 03142023-CLEAN & TELEVISION LINES	(17,072.00)

HARRIS COUNTY MUNICIPAL UTILITY DISTRICT NO. 286

6/5/2023	2079	CHIEF SOLUTIONS, INC	CK# 2079; INV 70899 DTD 05/18/2023 PHASE 1 03142023-CLEAN & TELEVISE LINES	(81.00)
8/7/2023	2152	YELLOW LANDSCAPE	INV. NH561268, DTD 07/20/2023, IRRIGATION REPAIRS - ROTOR ZONES INSTALL - JONES ROAD	(22,032.53)
9/11/2023	2235	EBY ENGINEERS INC.	CK# 2235; INV. 23-4-092, DTD 09/07/2023, JOB 14-01-00, PREPARATION OF BID DOCUMENTS FOR SANITARY...	(3,902.76)
9/11/2023	2236	EBY ENGINEERS INC.	CK# 2236; INV. 23-4-093, DTD 09/07/2023, JOB 14-01-00, WATERLINE LOWERING UNDER FAULKEY GULLY-J...	(3,064.71)
10/09/2023	2281	EBY ENGINEERS INC.	CK#2281, INV. 23-4-103, JOB 14-01-00, DTD. 10/05/2023, AUGUST 2023 WATERLINE LOWERING UNDER FAUL...	(3,805.49)
10/09/2023	2283	EBY ENGINEERS INC.	CK#2283, INV. 23-4-102, JOB 14-01-00, SEPT 2023, BIDDING OF PROJECT INCL ADVERTISEMENTS, BID, EX...	(3,501.96)
11/06/2023	2294	PLAYGROUND SOLUTIONS OF TEXAS, INC.	CK# 2294; INV. 232906, DTD. 07/24/2023-INSTALL PLAY SEAT & SWING HANGER	(4,777.13)
12/04/2023	2363	GREEN HOMES HVA/C	CK# 2363; INV. 2973600, DTD 11/09/2023; 3 TON RUUD PACKAGE UNIT & INSTALL	(7,491.00)
12/04/2023	2364	BAKENHUS ELECTRIC CO.	CK# 2364; DTD 11/13/2023; REPAIR LIGHTS UNDER GAZEBO, CHECKED FLOOD LIGHTS	(968.95)
12/04/2023	2365	EBY ENGINEERS INC.	CK# 2365; INV. 23-4-122, DTD 11/30/2023, JOB 14-01-00, EXECUTION OF CONTRACTS	(580.00)
01/10/2024	2418	TMS UTILITY, LLC	CK# 2418; INV. 286-001, DTD 12/13/2023; SANITARY SEWER REHAB PHASE 1	(29,700.00)
01/10/2024	2424	INFRAMARK	CK#2424, INV. 153035, DTD. 12/22/2023. SWR SYS TELEVISED & REPLACE BLOWER MOTOR	(13,539.55)
01/10/2024	2422	EBY ENGINEERS INC.	CK# 2422; INV. 23-4-122-B, DTD 01/08/2024, JOB 14-01- 00, SANITARY SEWER REHAB PROJ- CONSTRUCTION...	(5,088.20)
01/10/2024	2432	PLAYGROUND SOLUTIONS OF TEXAS, INC.	CK#2432, INV. 233081, DTD. 12/04/2023, JOB 230238- 3479; PARK BENCHES	(5,426.55)
02/05/2024	2444	MAGNA FLOW ENVIRONMENTAL, INC.	CK# 2444, INV. 83760, DTD. 10/23/2023, BOTTOM CLEAN AERATION & CLARIFIER- 10/09/2023 - 10/09/2023	(5,000.00)
02/05/2024	2459	BAKENHUS ELECTRIC CO.	CK# 2459; DTD 12/14/2023; INSTALL MOTION SENSOR, PHOTOCELL & TIMER ON CANOPY LIGHTS	(214.50)
03/04/2024	2514	CANYON CONSTRUCTION COMPANY, INC.	CK# 2514; PAY EST #1- WATERLINE LOWERING	(11,700.00)
03/04/2024	2522	EBY ENGINEERS INC.	INV. 23-4-032, DTD. 03/01/2024, SAN SWR REHAB PROJECT	(1,074.85)
04/01/2024	2580	CANYON CONSTRUCTION COMPANY, INC.	CK# 2580; PAY EST #2- WATERLINE LOWERING	(107,525.00)
04/01/2024	2581	EBY ENGINEERS INC.	CK# 2581; INV. 23-4-042, DTD 03/28/2024, JOB 14-01-00, WATERLINE LOWERING UNDER FAULKEY GULLY-F...	(3,498.26)
04/01/2024	2582	EBY ENGINEERS INC.	CK# 2582; INV. 23-4-043, DTD 03/27/2024, JOB 14-01-00, MEXCOR DUMPING POLLUTANT INTO SANITARY SEWER SYSTEM- FEBRUARY 2024	(2,016.45)
05/06/2024	2632	EBY ENGINEERS INC.	CK# 2632; INV. 23-4-052, DTD 05/02/2024, JOB 14-01-00, WATERLINE LOWERING UNDER FAULKEY GULLY- M...	(7,318.47)

HARRIS COUNTY MUNICIPAL UTILITY DISTRICT NO. 286

05/06/2024	2633	EBY ENGINEERS INC.	CK# 2633; INV. 23-4-053, DTD 05/02/2024, JOB 14-01-00, MEXCOR DUMPING POLLUTANT INTO SANITARY SE...	(493.95)
06/03/2024	2685	MAGNA FLOW ENVIRONMENTAL, INC.	CK# 2685, INV. 87122, DTD. 03/31/2024, PUMP DOWN AERATION WITH 6" PUMP & BOTTOM CLEAN CLARIFIER ...	(23,313.48)
07/01/2024	2712	WRIGHT SOLUTIONS, LLC	CK# 2712; INV 32681, DTD 05/02/2024; WWTP- REPAIR AIR HEADER UNDER BAR- 04/10/2024	(2,275.00)
07/01/2024	2713	ELECTRICAL FIELD SERVICES, INC	CK# 2713, INV. 42834, DTD. 06/03/2024, WP2- REPAIR SERVICE POLE & REPLACE DISCONNECTS READY FOR ...	(54,277.40)
07/01/2024	2735	CANYON CONSTRUCTION COMPANY, INC.	CK# 2735; PAY EST #3- WATERLINE LOWERING	(6,275.00)
07/01/2024	2738	TORRES BROTHERS PAINTING	CK# 2738, INV. 411, DTD. 06/28/2024; PRESSURE WASH PARK & PAINT REPAIRS	(1,200.00)
07/01/2024	2739	EBY ENGINEERS INC.	CK# 2739; INV. 23-4-073, DTD 06/28/2024, JOB 14-01-00, REGARDING PROPOSED PICKLEBALL COURT @ PAR...	(4,487.00)
07/01/2024	2740	EBY ENGINEERS INC.	CK# 2740; INV. 23-4-072, DTD 06/28/2024, JOB 14-01-00, WATERLINE LOWERING UNDER FAULKLEY GULLY- ...	(2,215.31)
08/05/2024	2765	ADVANTAGE SECURITY INTEGRATION, LTD	CK# 2765, INV. 1935, DTD 07/19/2024; CCTV CAMERA SYSTEM UPGRADE - EYEFORCE REMOTE VIDEO MONITORING	(5,944.72)
09/09/2024	2835	GENSOLUTIONS, LLC	CK# 2835, INV. 13576, DTD. 07/29/2024, WP1- INSTALL BALL VALVE & HEATER HOSE	(1,368.07)
09/09/2024	2843	R.G. MILLER ENGINEERS, INC.	VOIDED	0.00
09/09/2024	2844	EBY ENGINEERS INC.	CK# 2844; INV. 24-4-092, DTD 09/04/2024, JOB 14-01-00, REGARDING PROPOSED PICKLEBALL COURT @ PAR...	(4,390.41)
10/07/2024	2887	R.G. MILLER ENGINEERS, INC.	CK# 2887; INV. 91881 REVISE, DTD 09/11/2024, PROJ: 0000069667.0000; GIS DATA CREATION & DELIVERY-...	(14,134.25)
11/04/2024	2947	EBY ENGINEERS INC.	CK# 2947 INV. 24-4-112, DTD 10/31/2024, JOB 14-01-00, REGARDING PROPOSED PICKLEBALL COURT @ PARK...	(1,305.00)
02/03/2025	3096	EBY ENGINEERS INC.	CK# 3096 INV. 25-5-022, DTD 01/30/2025, JOB 14-01-00, REGARDING PROPOSED PICKLEBALL COURT @ PARK...	(1,328.76)
03/03/2025	3148	EBY ENGINEERS INC.	CK# 3148; INV. 25-5-032, DTD 02/26/2025, JOB 14-01-00, REGARDING PROPOSED PICKLEBALL COURT @ PAR...	(2,420.01)
04/07/2025	3213	EBY ENGINEERS INC.	CK# 3213; INV. 25-5-042, DTD 04/04/2025, JOB 14-01-00, REGARDING PROPOSED PICKLEBALL COURT @ PAR...	(4,438.81)
05/05/2025	3257	REBECCA CAMPBELL	04/21/2025 & 04/23/2025 MET WITH PICKLEBALL CONTRACTOR & EBY, 04/29/2025 & 04/30/2025 ONSITE CON...	(999.47)
05/05/2025	3259	EBY ENGINEERS INC.	CK# 3259; INV. 25-4-051, DTD 05/05/2025, JOB 14-01-00, GENERAL ENGINEERING- APRIL 2025	(3,021.85)
05/05/2025	3260	EBY ENGINEERS INC.	CK# 3260; INV. 25-5-052, DTD 05/05/2025, JOB 14-01-00, REGARDING PROPOSED PICKLEBALL COURT @ PAR...	(2,432.66)
06/02/2025	3278	GENSOLUTIONS, LLC	CK# 3278, INV. 16014, DTD. 05/01/2025, WWTP- REPLACE BATTERY	(1,254.96)
06/02/2025	3279	NEIL TECHNICAL SERVICES, CORP.	CK# 3279, INV. 134172, DTD. 04/28/2025, WWTP- INVESTIGATE TEMPERATURE CONTROL NOT WORKING- 04/24...	(3,990.00)

8/4/2025

HARRIS COUNTY MUNICIPAL UTILITY DISTRICT NO. 286

06/02/2025	3280	NEIL TECHNICAL SERVICES, CORP.	CK# 3280, INV. 133655, DTD. 04/30/2025, WP2- INVESTIGATE DIALER FROZEN, INSTALL RENTAL DIALER- 0...	(1,125.00)
06/02/2025	3281	NEIL TECHNICAL SERVICES, CORP.	CK# 3281, INV. 133643, DTD. 05/16/2025, LS3- INVESTIGATE DIALER KEYPAD FROZEN, AUTO DIALER REPAI...	(2,285.00)
06/02/2025	3282	NEIL TECHNICAL SERVICES, CORP.	CK# 3282, INV. 134455, DTD. 05/19/2025, WP2- INSTALL NEW 8 CHANNEL AUTO DIALER- 05/07/2025	(4,527.50)
06/02/2025	3294	TYEG, LLC	CK# 3294; INV. T000018, DTD 05/21/2025; WELL- REPLACE 2 GAS DETECTORS- 05/21/2025	(2,814.00)
06/02/2025	3295	R.G. MILLER ENGINEERS, INC.	CK# 3295; INV. 98811, DTD 01/07/2025, PROJ: 0000069667.0000; GIS DATA CREATION & DELIVERY- SERVI...	(3,000.00)
06/02/2025	3296	FLORES CONCRETE CONTRACTORS, INC	CK# 3296; INV. 2089, DTD 04/04/2025; EXTRA PAD OF CONCRETE- MY BACKYARD SPORTS HOUSTON- 11502 CY...	(2,100.00)
06/02/2025	3297	FUN ABOUND, INC.	CK# 3297; INV. 8590, DTD 05/30/2025; LAKEWOOD CROSSING PARK SPRING RIDER REPLACEMENT- BCI BURKE ...	(3,547.25)
06/02/2025	3298	EBY ENGINEERS INC.	CK# 3298; INV. 25-5-062, DTD 05/27/2025, JOB 14-01-00, REGARDING PROPOSED PICKLEBALL COURT @ PAR...	(5,345.16)
07/07/2025	3353	BRIAN GARDENS LANDSCAPE DESIGN&IRRIGATION	CK# 3353; INV. 30043, DTD. 06/18/2025, PICKLEBALL COURT- GRADING & SEED	(2,081.43)
07/07/2025	3354	SCOOTER&DEUCE INC- DBA MY BACKYARD SPORTS	CK# 3354; INV. 2704-5, DTD 06/18/2025; PICKLEBALL COURT BUILD	(18,040.00)
07/07/2025	3356	EBY ENGINEERS INC.	CK# 3356; INV. 25-5-072, DTD 07/03/2025, JOB 14-01-00, REGARDING PROPOSED PICKLEBALL COURT @ PAR...	(2,289.91)
08/04/2025	3407	ELECTRICAL FIELD SERVICES, INC	CK# 3407, INV. 43378, DTD. 07/02/2024, WP2- INSTALL 20' POLE FOR CAMERAS	(2,591.87)
08/04/2025	3408	ELECTRICAL FIELD SERVICES, INC	CK# 3408, INV. 42834-1, DTD. 08/09/2024, WP2- REPAIR DAMAGED SERVICE RACK	(29,121.68)
08/04/2025	3412	FUN ABOUND, INC.	CK# 3412; INV. 8705, DTD 07/30/2025; LAKEWOOD CROSSING PARK PICKLEBALL COURT BENCHES INSTALLED	(3,209.26)
08/04/2025	3413	TYEG, LLC	CK# 3413; INV. T000045, DTD 07/23/2025; WELL- INSPECT FLARE STACK & ANCILIARY EQUIPMENT- JULY 2025	(1,390.00)
08/04/2025	3416	EBY ENGINEERS INC.	CK# 3416; INV. 25-5-082, DTD 07/31/2025, JOB 14-01-00 PROPOSED PICKLEBALL COURT @ PARK- JUNE 2025	(3,906.55)

\$ (4,250,173.07)

\$ 1,789,826.93

HARRIS COUNTY MUNICIPAL UTILITY DISTRICT NO. 286

INVESTMENT REPORT					06/03/2025 – 08/04/2025		
CURRENT INVESTMENTS							
TYPE OF INVESTMENT	PURCHASE DATE	MATURITY DATE	RATE	BOOK VALUE	VALUE LAST REPORT	ADDED VALUE	MARKET VALUE
OPERATING ACCOUNT							
TEXPOOL -POOLED FUND-AAAm Rating		OPEN	4.3120%	\$ 5,409,368.32	\$ 5,439,447.58	\$ 19,920.74	\$ 5,409,368.32
TEXAS CLASS -POOLED FUND-AAAm Rating		OPEN	4.4065%	\$ 5,935,435.49	\$ 5,913,271.39	\$ 22,164.10	\$ 5,935,435.49
TOTAL POOLED FUND INVESTMENTS				\$ 11,344,803.81	\$ 11,352,718.97	\$ 42,084.84	\$ 11,344,803.81
SECURITIES							
228,000 FACE-US T BILLS-HELD (PER BOK FINANCIAL SECURITIES STMT)	5/19/2025	5/14/2026	4.0170%	\$ 219,248.66	\$ 220,010.55	\$ 761.89	\$ 220,772.44
TOTAL MONEY MARKET INVESTMENTS				\$ 219,248.66	\$ 220,010.55	\$ 761.89	\$ 220,772.44
MONEY MARKET ACCOUNTS							
CAVANAL HILL GOV SEC PREMIER - MONEY MKT		OPEN	open	\$ 1,207.92	\$ 1,207.92	-	\$ 1,207.92
FIRST FINANCIAL BANK		OPEN	4.3120%	\$ 247,985.86	\$ 249,046.80	\$ 824.83	\$ 248,810.69
TOTAL MONEY MARKET INVESTMENTS				\$ 249,193.78	\$ 250,254.72	\$ 824.83	\$ 250,018.61
CERTIFICATES OF DEPOSITS							
VERITEX COMMUNITY BANK	12/21/2024	12/21/2025	4.3000%	240,000.00	244,825.66	\$ 1,205.92	\$ 246,031.58
				\$ 240,000.00	\$ 244,825.66	\$ 1,205.92	\$ 246,031.58
TOTAL INVESTMENTS				\$ 11,584,803.81	\$ 11,597,544.63	\$ 43,290.76	\$ 12,061,626.44
COLLATERAL PLEDGED							
CENTRAL BANK	7/31/2025	SEE SCHEDULE	(HOLDINGS BY THIRD PARTY - FHLBANK-DALLAS)			\$	-
EDUCATIONAL REQUIREMENTS							
CLAUDIA REDDEN	06/29/2006, 4 HRS OF INVESTMENT TRAINING BY UNIV OF NORTH TEXAS AND A.W.B.D, IN GALVESTON, TEXAS 07/11/2007, 6 HRS OF INVESTMENT TRAINING BY TX RURAL WATER ASSOC. IN GALVESTON, TEXAS 11/07/2009, 4 HRS OF INVESTMENT TRAINING AT MCCALL GIBSON 06-09-2011, 4 HRS OF INVESTMENT TRAINING AT 2011 AWBD ANNUAL CONFERENCE 10/26/2013, 4 HRS OF INVESTMENT TRAINING BY MCCALL GIBSON, HOUSTON, TX. 10/17/2015 4 HRS MCCALL GIBSON 05/24/2018, 4 HRS OF INVESTMENT TRAINING BY TEXAS CLASS, KISD MULTIPURPOSE CENTER 09/25/2020 UNV OF N TX CENTER FOR PUBLIC MGMT & GTOT 5 HRS, 10/14/2020 7 HRS PUBLIC TRUST ADVISORS 04/27 & 04/29/2021 7 HRS TX CLASS & PUBLIC FUND ADVISORS, 03/29 & 03/31/22 8 HRS PFIA TRAINING - TX CLASS & PUBLIC FUND TRUST ADVISORS 12/14/2022, 5 HRS, UNIV N TEXAS CENTER FOR PUBLIC MANAGEMENT & GTOT, CO SPONSOR HILLTOP SECURITIES 11/16/2023, 5 HRS HILLTOP SECURITIES, 05/15/2024 5 HRS PFIA TRAINING BY TEXAS CLASS, 5 HRS 10-25-2024 HILLTOP SECURITIES 05/20/25 & 05/22/25 8 HRS PFIA TRAINING BY TEXAS CLASS						
OPERATING ACCOUNT	INVEST ANY EXCESS FUNDS IN DEMAND ACCT INTO TEXPOOL OR TX CLASS OR CERTIFICATE OF DEPOSITS OR PURCHASE US TREASURY BILLS, NOTES						
THIS REPORT AND THE DISTRICT'S INVESTMENT POLICY ARE SUBMITTED TO THE BOARD FOR ITS REVIEW AND TO MAKE ANY CHANGES THERETO AS DETERMINED BY THE BOARD TO BE NECESSARY AND PRUDENT FOR THE MANAGEMENT OF DISTRICT'S FUNDS. THE INVESTMENTS ARE IN COMPLIANCE WITH THE INVESTMENT POLICY.							
I, Claudia Redden, hereby certify that, pursuant to Senate Bill 253 and in connection with the preparation of this investment report, I have reviewed the divestment lists prepared and maintained by the Texas Comptroller of Public Accounts, and the District does not own direct or indirect holdings in any companies identified on such lists.							
INVESTMENT OFFICER'S SIGNATURE				BOOKKEEPER'S SIGNATURE			

Harris County Municipal Utility District No. 286
Strategic Partnership Analysis

Taxpayer No.	Loc No/Type	Name	Address	Jul-22	Aug-22	Sep-22	Oct-22	Nov-22	Dec-22	Jan-23	Feb-23	Mar-23	Apr-23	May-23	Jun-23	Jul-23	Aug-23	Sep-23	Oct-23	Nov-23	Dec-23	Jan-24	Feb-24	Mar-24	Apr-24	May-24	Jun-24	Jul-24	Aug-24	Sep-24	Oct-24	Nov-24	Dec-24	Jan-25	Feb-25	Mar-25	Apr-25	May-25	
3-20397-3819-3	00002	ABBY'S DELI - LSCS UP	20515 STATE HWY 249, HOUSTON, TX 77070-2764																																				
		ADVANTAGE PIPELINE, L.L.C.	1001 NOBE ENERGY WAY ATTN : TAX DEPARTMENT HOUSTON TX																																				
1-63-0834817-2	00003	AM RISC	20405 STATE HIGHWAY 249 STE 430 HOUSTN TX 770701-2620																																				
1-36-4294080-0	00022	AMERICAN FOOD & VENDING SERVICE OF MISSOURI, INC.	1001 NOBLE ENERGY WAY HOUSTON TX 77070-1435																																				
1-20-5178511-6	00001	AMRISC LP	20405 STATE HIGHWAY 249 STE 430 HOUSTON TX 77070-2620																																				
1-93-1177933-4	00002	AVANGRID RENEWABLES LLC	20329 STATE HWY 249 STE 400 HOUSTON, TX 77070-2657																																				
1-34-0939177-1	00002	AVI FOODSYSTEMS INC	20405 STATE HIGHWAY 249, HOUSTON, TX 77070-2618																																				
1-20-3944404-2	00002	B&L PIPECO SERVICES, INC	20465 STATE HIGHWAY 249 STE 200 HOUSTON TX 77070-2760																																				
		BODY CONTOUR CENTERS	20333 STATE HIGHWAY 249 STE 200 HOUSTON TX 77070-2613																																				
		CAMPUS STORE UNIV PARK BOOKSTORE	20515 STATE HIGHWAY 249 HOUSTON TX 77070-1481																																				
3-20049-0745-0	00013	CHASEWOOD CAFÉ	20405 STTE HIGHWAY 249 HOUSTON TX 77070-2618																																				
3-20049-0745-0	00014	CHEF CATERING	20455 STATE HIGHWAY 249 STE125 HOUSTON TX 77070-2757																																				
	00369	CHEVRON NOBLE HOUSTON ADMIN	1001 NOBLE ENERGY WAY HOUSTON TX 77070-1435																																				
1-31-1703809	00027	CINTAS CORP NO. 2 LOC. 70	20333 STATE HWY 249 HOUSTON TX 77070-2617																																				
1-56-2256673-3	00462	COMPASS ONE, LLC #27036	20555 STAE HWY 249 HOUSTON TX 77070-2607																																				
1-56-2256673-3	00461	COMPASS ONE, LLC #28630	20555 STATE HWY 249 HOU																																				
1-56-1874931-9	00204	COMPASS GROUP USE, INC.	20555 STATE HIGHWAY249, HOUSTON, TX 77070-2607																																				
1-56-1874931-9	00335	compass group usa, inc	20515 tx 249 s houston tx 77070																																				
1-76-0576354-3	00006	DIRECT HOME CARE SUPPLY	11177 COMPAQ CENTER WEST DR HOUSTON TX 77070-1412																																				
3-20458-1344-4	00001	ENSTOR ENERGY SERVICES LLC	20329 STATE HIGHWAY 249 STE 500 HOUSTON TX 77070-2657																																				
1-03-0483273-5	00003	ENSTOR KATY STORAGE & TRANSPORTATION LP																																					
1-25-1766580-3	00020	FEDEX SUPPLY CHAIN, INC	11445 COMPAQ CENTER WEST DR HOUSTON TX 77070-1433																																				
1-23-2942737*6	00007	FISHER SCIENTIFIC COMPANY L.L.C.	11440 COMPAQ CTR W DR BLDG 10 HOUSTON TX 77070-1414																																				
1-76-0427709-9	00005	foxxconn corporation	20475 state highway 249 ste 200 houston tx 77070-2609																																				
3-20613-2093-6	00001	FRONTLINE INSPECTIONS, PLLC	20333 STATE HIGHWAY 249 STE 200 HOUSTON TX 77070-2613																																				
3-20528-3833-4	00001	GEXA ENERGY SOLUTIONS, LLC	20455 STATE HIGHWAY 249 STE 200 HOUSTON TX 77070-2758																																				
3-20499-3324-8	00033	GUCKENHEIMER@HPE HOUSTON	11445 COMPAQ CENTER WEST DR HOUSTON TX 77070-1433																																				

Date	\$ value/sh	Avg % rate	Date	\$ value/sh	Avg % rate	Date	\$ value/sh	Avg % rate	Date	\$ value/sh	Avg % rate	Date	\$ value/sh	Avg % rate
			Dec-20	1.000180	0.0909%	Dec-13	1.000030	0.0372%	Dec-06	1.000100	5.2859%	Dec-01	1.000980	2.3597%
			Nov-20	1.000240	0.1231%	Nov-13	1.000030	0.0771%	Nov-06	1.000060	5.2780%	Nov-01	1.001807	2.6291%
			Oct-20	1.000270	0.1335%	Oct-13	1.000060	0.0498%	Oct-06	0.999990	5.2831%	Oct-01	1.001371	2.8912%
			Sep-20	1.000320	0.1474%	Sep-13	1.000080	0.0394%	Sep-06	1.000020	5.3760%	Sep-01	1.001310	3.4700%
			Aug-20	1.000250	0.1768%	Aug-13	1.000100	0.0437%	Aug-06	0.999960	5.2355%	Aug-01	1.000540	3.8800%
			Jul-20	1.000250	0.2082%	Jul-13	1.000080	0.0531%	Jul-06	0.999900	5.2258%	Jul-01	1.000510	4.0900%
			Jun-20	1.000270	0.2165%	Jun-13	1.000040	0.0576%	Jun-06	1.000200	5.0021%	Jun-01	1.000630	4.2600%
			May-20	1.000350	0.2685%	May-13	1.000080	0.0715%	May-06	0.999830	4.9024%	May-01	1.007420	4.4500%
			Apr-20	1.000410	0.4552%	Apr-13	1.000110	0.1022%	Apr-06	0.999770	4.7397%	Apr-01	1.005570	4.9500%
			Mar-20	1.000660	1.0034%	Mar-13	1.000090	0.1047%	Mar-06	0.999800	4.5697%	Mar-01	1.000480	5.3800%
			Feb-20	1.000350	1.5908%	Feb-13	1.000080	0.0935%	Feb-06	0.999830	4.4833%	Feb-01	1.000510	5.6700%
			Jan-20	1.000080	1.5925%	Jan-13	1.000090	0.0986%	Jan-06	0.999840	4.2714%	Jan-01	1.005100	6.0900%
			Dec-19	1.000070	1.6226%	Dec-12	1.000090	0.1506%	Dec-05	0.999850	4.1676%	Dec-00	1.002101	6.4900%
			Nov-19	1.000070	1.6774%	Nov-12	1.000060	0.1654%	Nov-05	0.999750	3.9888%	Nov-00	1.000050	6.5500%
			Oct-19	1.000100	1.9115%	Oct-12	1.000080	0.1657%	Oct-05	0.999800	3.7823%	Oct-00	1.000060	6.5500%
			Sep-19	1.000070	2.1635%	Sep-12	1.000080	0.1572%	Sep-05	0.999850	3.6028%	Sep-00	1.000080	6.5700%
			Aug-19	1.000110	2.1715%	Aug-12	1.000060	0.1313%	Aug-05	1.000000	3.4512%	Aug-00	0.995600	6.5500%
			Jul-19	1.000050	2.3876%	Jul-12	1.000070	0.1316%	Jul-05	0.999870	3.2577%	Jul-00	0.999200	6.5200%
			Jun-19	1.000110	2.3812%	Jun-12	1.000070	0.1366%	Jun-05	0.999910	3.0583%	Jun-00	0.999880	6.5600%
			May-19	1.000100	2.4005%	May-12	1.000070	0.1246%	May-05	0.999960	2.9563%	May-00	0.999770	6.2300%
			Apr-19	1.000000	2.4344%	Apr-12	1.000070	0.1110%	Apr-05	0.999950	2.7591%	Apr-00	0.999800	6.0700%
			Mar-19	0.999970	2.4164%	Mar-12	1.000070	0.1150%	Mar-05	0.999900	2.5708%	Mar-00	0.999800	5.9100%
			Feb-19	0.999950	2.3972%	Feb-12	1.000080	0.0903%	Feb-05	0.999880	2.4406%	Feb-00	0.999930	5.7800%
			Jan-19	0.999950	2.3892%	Jan-12	1.000110	0.0975%	Jan-05	0.999990	2.2325%	Jan-00	0.996870	5.5800%
			Dec-18	0.999940	2.2872%	Dec-11	1.000080	0.0810%	Dec-05	0.999850	4.1676%	Dec-99	0.995000	5.5000%
			Nov-18	0.999870	2.2030%	Nov-11	1.000080	0.1080%	Nov-05	0.999750	3.9888%	Nov-99	0.999410	5.4000%
			Oct-18	0.999880	2.1438%	Oct-11	1.000070	0.0839%	Oct-05	0.999800	3.7823%	Oct-99	0.999500	5.2800%
			Sep-18	0.999890	1.9953%	Sep-11	1.000030	0.0929%	Sep-05	0.999850	3.6028%	Sep-99	0.999400	5.2300%
			Aug-18	0.999940	1.9205%	Aug-11	1.000070	0.0851%	Aug-05	1.000000	3.4512%	Aug-99	0.999190	5.0400%
			Jul-18	0.999960	1.8896%	Jul-11	0.999990	0.0655%	Jul-05	0.999870	3.2577%	Jul-99	0.999360	4.9800%
			Jun-18	0.999980	1.8110%	Jun-11	1.000050	0.0793%	Jun-05	0.999910	3.0583%	Jun-99	0.999450	4.8300%
			May-18	0.999940	1.7159%	May-11	1.000120	0.0838%	May-05	0.999960	2.9563%	May-99	0.998440	4.8400%
			Apr-18	0.999910	1.6704%	Apr-11	1.000110	0.1122%	Apr-05	0.999950	2.7591%	Apr-99	0.999780	4.8600%
			Mar-18	0.999810	1.5156%	Mar-11	1.000120	0.1461%	Mar-05	0.999900	2.5708%	Mar-99	1.000000	4.9000%
			Feb-18	0.999860	1.3438%	Feb-11	1.000040	0.1470%	Feb-05	0.999880	2.4406%	Feb-99	0.997200	4.8800%
			Jan-18	0.999940	1.2989%	Jan-11	1.000030	0.1537%	Jan-05	0.999990	2.2325%	Jan-99	1.002000	4.9700%
			Dec-17	0.999900	1.1764%	Dec-11	1.000020	0.1677%	Dec-04	0.999880	2.0685%	Dec-98	1.000300	5.0000%
			Nov-17	0.999900	1.0506%	Nov-10	1.000010	0.1719%	Nov-04	0.999750	1.9586%	Nov-98	1.002600	5.8400%
			Oct-17	0.999890	1.03180%	Oct-10	1.000070	0.2036%	Oct-04	0.999760	1.7129%	Oct-98	1.000410	5.2100%
			Sep-17	1.000020	1.0151%	Sep-10	1.000040	0.2165%	Sep-04	0.999720	1.5424%	Sep-98	1.000620	5.5500%
			Aug-17	1.000030	0.9989%	Aug-10	1.000050	0.2279%	Aug-04	0.999780	1.4980%	Aug-98	1.000210	5.5900%
			Jul-17	1.000010	0.9714%	Jul-10	1.000110	0.2259%	Jul-04	0.999710	1.2557%	Jul-98	1.000110	5.5800%
			Jun-17	0.999970	0.9817%	Jun-10	1.000110	0.2078%	Jun-04	0.999710	1.0623%	Jun-98	1.000050	5.5900%
			May-17	1.000040	0.7609%	May-10	0.999990	0.1935%	May-04	0.999740	1.0240%	May-98	1.000000	5.5500%
			Apr-17	1.000060	0.7121%	Apr-10	0.999930	0.1662%	Apr-04	0.999890	1.0162%	Apr-98	0.999910	5.6100%
			Mar-17	1.000080	0.6222%	Mar-10	0.999920	0.1577%	Mar-04	1.000020	1.0280%	Mar-98	1.000280	5.5300%
			Feb-17	1.000100	0.5591%	Feb-10	1.000040	0.1512%	Feb-04	1.000100	1.0270%	Feb-98	0.999500	5.5800%
			Jan-17	1.000230	0.5385%	Jan-10	1.000110	0.1830%	Jan-04	1.000070	1.0187%	Jan-98	1.000110	5.5700%
			Dec-16	1.000140	0.4487%	Dec-09	1.000160	0.2090%	Dec-04	0.999880	2.0685%	Dec-97	1.000000	5.6700%
			Nov-16	1.000130	0.3987%	Nov-09	1.000350	0.2112%	Nov-04	0.999750	1.9586%	Nov-97	1.000070	5.6300%
			Oct-16	1.000310	0.3828%	Oct-09	1.000370	0.2095%	Oct-04	0.999760	1.7129%	Oct-97	1.000000	5.5700%
			Sep-16	1.000290	0.3799%	Sep-09	1.000430	0.2822%	Sep-04	0.999720	1.5424%	Sep-97	1.000000	5.5700%
			Aug-16	1.000240	0.3737%	Aug-09	1.000470	0.3226%	Aug-04	0.999780	1.4980%	Aug-97	1.000000	5.6000%
			Jul-16	1.000600	0.3690%	Jul-09	1.000490	0.3384%	Jul-04	0.999710	1.2557%	Jul-97	1.000020	5.5700%
			Jun-16	1.000130	0.3633%	Jun-09	1.000520	0.3939%	Jun-04	0.999710	1.0623%	Jun-97	0.999970	5.5400%
			May-16	1.000060	0.3399%	May-09	1.000590	0.4326%	May-04	0.999740	1.0240%	May-97	0.999940	5.4200%
			Apr-16	1.000120	0.3380%	Apr-09	1.000660	0.4762%	Apr-04	0.999890	1.0162%	Apr-97	0.999940	5.3700%
			Mar-15	1.000050	0.3273%	Mar-09	1.000480	0.5788%	Mar-04	1.000020	1.0280%	Mar-97	0.999880	5.3000%
			Feb-16	1.000100	0.3010%	Feb-09	1.000380	0.6590%	Feb-04	1.000100	1.0270%	Feb-97	0.999950	5.2400%
			Jan-16	0.999980	0.2674%	Jan-09	1.000630	0.9529%	Jan-04	1.000070	1.0187%	Jan-97	0.999900	5.2900%
			Dec-15	0.999920	0.1863%	Dec-08	1.001050	1.4855%	Dec-03	1.000500	1.0327%	Dec-96	0.999920	5.3400%
			Nov-15	0.999920	0.1105%	Nov-08	1.001270	1.8207%	Nov-03	0.999980	1.0344%	Nov-96	0.999970	5.3100%
			Oct-15	0.999950	0.0968%	Oct-08	1.000000	1.9762%	Oct-03	1.000020	1.0302%	Oct-96	0.999950	5.2200%
			Sep-15	1.000070	0.0850%	Sep-08	0.999560	2.4068%	Sep-03	1.000050	1.0308%	Sep-96	0.999950	5.2300%
			Aug-15	1.000000	0.0716%	Aug-08	0.999770	2.2878%	Aug-03	1.000040	1.0408%	Aug-96	0.999930	5.4600%
			Jul-15	1.000060	0.0630%	Jul-08	0.999820	2.2460%	Jul-03	1.000100	1.0604%	Jul-96	0.999900	5.2900%
			Jun-15	1.000050	0.0575%	Jun-08	0.999880	2.2835%	Jun-03	1.000200	1.1973%	Jun-96	0.999910	5.2700%
			May-15	1.000070	0.0553%	May-08	0.999980	2.2812%	May-03	1.000150	1.2326%	May-96	0.999830	5.2300%
			Apr-15	1.000050	0.0524%	Apr-08	1.000010	2.4471%	Apr-03	1.000180	1.2629%	Apr-96	0.998500	5.2200%
			Mar-15	1.000030	0.0480%	Mar-08	1.000290	2.9723%	Mar-03	1.000220	1.3298%	Mar-96	0.999860	5.2800%
			Feb-15	1.000070	0.0441%	Feb-08	1.000340	3.4374%	Feb-03	1.000210	1.3472%	Feb-96	1.000040	5.2100%
			Jan-15	1.000070	0.0485%	Jan-08	1.000540	4.2460%	Jan-03	1.000350	1.3891%	Jan-96	1.000160	5.5800%
			Dec-14	1.000060	0.0418%	Dec-07	1.000290	4.5565%	Dec-02	1.000590	1.4629%	Dec-95	1.000140	5.7400%
			Nov-14	1.000060	0.0286%	Nov-07	1.000200	4.7144%	Nov-02	1.000640	1.5822%	Nov-95	1.000100	5.8200%
			Oct-14	1.000060	0.0288%	Oct-07	1.000260	4.9280%	Oct-02	1.000670	1.8609%	Oct-95	1.000050	5.7600%
			Sep-14	1.000090	0.0333%	Sep-07	1.000010	5.1330%	Sep-02	1.000720	1.8893%	Sep-95	0.999700	5.7700%
			Aug-14	1.000070	0.0353%	Aug-07	1.000140	5.2473%	Aug-02	1.000710	1.8709%	Aug-95	1.000050	5.7300%
			Jul-14	1.000400	0.0313%	Jul-07	1.000000	5.2760%	Jul-02	1.000740	1.8936%			
			Jun-14	1.000050	0.0284%	Jun-07	0.999920	5.2884%	Jun-02	1.000500	1.8210%			
			May-14	1.000040	0.0244%	May-07	0.999950	5.2865%	May-02	1.000000	1.8211%			
			Apr-14	1.000050	0.0336%	Apr-07	0.999980	5.2738%	Apr-02	1.000200	1.8341%			
			Mar-14	1.000030	0.0299%	Mar-07	1.000020	5.2933%	Mar-02	0.999922	1.7815%			
			Feb-14	1.000040	0.0283%	Feb-07	1.000400	5.2802%	Feb-02	1.000259	1.8577%			
	</													

Harris County MUD 286
Electricity Usage

	Month	kWh	Total Current Charges	Cost per KWH
2008	January	0	-	
	February	88,960	12,419.57	0.139608
	March	112,774	14,782.15	0.131078
	April	118,472	13,685.63	0.115518
	May	127,968	14,393.18	0.112475
	June	132,902	15,147.55	0.113975
	July	232,373	26,625.95	0.114583
	August	121,156	14,172.23	0.116975
	September	26,257	5,836.42	0.222281
	October	123,872	14,781.57	0.119329
	November	103,361	13,309.86	0.128771
	December	108,126	14,430.83	0.133463

TOTAL 1,296,221 \$159,584.94
Average Cost per KWH 0.1231

2009	January	99,070	11,684.43	0.117941
	February	93,734	11,160.87	0.119070
	March	83,905	10,417.74	0.124161
	April	93,233	11,229.73	0.120448
	May	86,637	20,977.29	0.242129
	June	224,583	36,022.18	0.160396
	July	18,498	3,701.16	0.200084
	August	137,940	15,042.00	0.109047
	September	139,891	15,240.00	0.108942
	October	109,056	13,046.00	0.119627
	November	129,530	14,559.21	0.112400
	December	129,335	14,734.29	0.113923

TOTAL 1,345,412 \$177,814.90
Average Cost per KWH 0.1322

2010	January	107,285	12,821.89	0.119512
	February	187,708	19,898.52	0.106008
	March	107,285	12,821.89	0.119512
	April	123,166	13,658.93	0.110899
	May	107,933	12,713.27	0.117789
	June	150,717	16,058.28	0.106546
	July	117,730	13,295.02	0.112928
	August	97,789	11,689.60	0.119539
	September	99,885	11,848.06	0.118617
	October	102,201	12,019.20	0.117604
	November	98,312	11,754.90	0.119567
	December	101,777	11,941.81	0.117333

TOTAL 1,401,788 \$160,521.37
Average Cost per KWH 0.1145

	Month	kWh	Total Current Charges	Cost per KWH
2011	January	93,327	11,390.29	0.122047
	February	99,642	11,580.28	0.116219
	March	89,591	11,004.41	0.122829
	April	99,246	11,877.30	0.119675
	May	99,246	11,877.30	0.119675
	June	102,602	12,198.79	0.118894
	July	88,655	10,342.00	0.116654
	August	101,041	12,824.50	0.126924
	September	103,507	12,053.20	0.116448
	October	82,108	10,361.43	0.126193
	November	102,181	11,925.19	0.116707
	December	107,311	12,303.68	0.114654

TOTAL 1,168,457 \$139,738.37
Average Cost per KWH 0.1196

2012	January	79,693	10,053.54	0.126153
	February	64,660	8,984.71	0.138953
	March	106,592	12,999.67	0.121957
	April	104,015	12,657.56	0.121690
	May	100,488	12,348.68	0.122887
	June	106,923	12,737.11	0.119124
	July	106,169	12,873.20	0.121252
	August	141,075	16,077.63	0.113965
	September	115,473	13,896.61	0.120345
	October	107,731	13,408.76	0.124465
	November	120,513	14,246.97	0.118219
	December	118,595	14,009.48	0.118129

TOTAL 1,271,927 \$154,293.92
Average Cost per KWH 0.1213

2013	January	101,312	12,640.56	0.124769
	February	103,978	12,813.65	0.123234
	March	103,405	12,813.65	0.123917
	April	102,104	12,572.73	0.123137
	May	107,941	13,047.28	0.120874
	June	128,554	14,893.34	0.115853
	July	124,072	14,549.14	0.117264
	August	136,297	15,436.26	0.113255
	September	116,089	13,618.92	0.117314
	October	105,583	12,713.73	0.120415
	November	119,981	13,897.59	0.115832
	December	131,925	15,304.07	0.116006

TOTAL 1,381,241 \$164,300.92
Average Cost per KWH 0.1190

	Month	kWh	Total Current Charges	Cost per KWH
2014	January	100,308	10,210.72	0.101794
	February	102,617	10,967.92	0.106882
	March	98,846	10,420.70	0.105424
	April	115,884	11,700.17	0.100964
	May	109,165	11,193.01	0.102533
	June	114,235	11,492.55	0.100604
	July	106,124	10,988.74	0.103546
	August	114,722	11,692.56	0.101921
	September	116,459	12,057.54	0.103535
	October	114,323	12,140.23	0.106192
	November	117,131	11,815.44	0.100874
	December	123,943	11,991.74	0.096752

TOTAL 1,333,757 \$136,671.32
Average Cost per KWH 0.1025

2015	January	104,218	10,740.69	0.103060
	February	92,508	9,991.15	0.108003
	March	113,331	11,441.35	0.100955
	April	88,043	9,773.30	0.111006
	May	101,183	10,817.27	0.106908
	June	110,174	10,867.00	0.098635
	July	107,982	11,280.85	0.104470
	August	109,336	11,182.90	0.102280
	September	114,277	11,366.91	0.099468
	October	113,171	11,647.23	0.102917
	November	120,918	12,160.98	0.100572
	December	0	-	

TOTAL 1,175,141 \$121,269.63
Average Cost per KWH 0.1032

2016	January	126,263	12,606.30	0.099842
	February	108,842	11,388.85	0.104637
	March	105,832	11,069.70	0.104597
	April	109,363	11,335.43	0.103650
	May	98,575	10,738.07	0.108933
	June	109,653	11,527.43	0.105126
	July	106,922	11,583.42	0.108335
	August	102,074	11,061.74	0.108370
	September	109,159	11,902.31	0.109036
	October	105,158	11,183.61	0.106351
	November	97,849	10,589.11	0.108219
	December	110,296	11,045.50	0.100144

TOTAL 1,289,986 \$136,031.47
Average Cost per KWH 0.1055

Harris County MUD 286

Electricity Usage

	Month	kWh	Total Current Charges	Cost per KWH
2017	January	108,069	11,045.50	0.102208
	February	99,512	10,474.06	0.105254
	March	93,131	10,036.70	0.107770
	April	93,740	10,165.78	0.108447
	May	96,183	10,427.01	0.108408
	June	101,851	10,688.35	0.104941
	July	100,383	10,698.12	0.106573
	August	100,121	10,649.14	0.106363
	September	74,753	9,805.02	0.131166
	October	65,896	6,705.17	0.101754
	November	69,152	9,138.15	0.132146
	December	76,188	9,525.02	0.125020
TOTAL		1,078,979	\$119,358.02	

Average Cost per KWH 0.1106

2018	January	79,218	9,666.10	0.122019
	February	69,530	965.05	0.013880
	March	66,148	8,953.77	0.135360
	April	68,673	9,087.42	0.132329
	May	86,793	12,804.52	0.147529
	June	75,526	9,492.77	0.125689
	July	70,018	9,044.38	0.129172
	August	68,427	8,471.26	0.123800
	September	66,699	8,473.33	0.127038
	October	62,789	7,906.49	0.125922
	November	74,476	8,970.86	0.120453
	December	63,667	8,304.15	0.130431

TOTAL 851,964 \$102,140.10

Average Cost per KWH 0.1199

2019	January	63,154	7,381.96	0.116888
	February	65,873	6,921.18	0.105069
	March	65,709	6,914.01	0.105222
	April	65,775	6,914.01	0.105116
	May	79,488	7,913.18	0.099552
	June	84,167	8,313.54	0.098774
	July	80,472	7,795.09	0.096867
	August	78,053	7,582.33	0.097143
	September	83,258	7,896.35	0.094842
	October	76,251	7,593.32	0.099583
	November	0	-	
	December	77,681	14,576.20	0.187641

TOTAL 819,881 \$89,801.17

Average Cost per KWH 0.1095

	Month	kWh	Total Current Charges	Cost per KWH
2020	January	78,510	7,477.17	0.095238
	February	69,043	6,988.90	0.101225
	March	67,500	6,880.48	0.101933
	April	73,950	7,130.17	0.096419
	May	67,307	5,854.84	0.086987
	June	68,741	6,909.17	0.100510
	July	77,046	7,485.95	0.097162
	August	76,235	6,806.97	0.089289
	September	71,525	7,030.72	0.098297
	October	70,831	6,970.08	0.098404
	November	68,420	6,860.44	0.100270
	December	68,906	6,815.77	0.098914
TOTAL		858,014	\$83,210.66	

Average Cost per KWH 0.0970

2021	January	62,938	6,639.57	0.105494
	February	19,727	4,941.62	0.250500
	March	28,787	4,193.23	0.145664
	April	15,067	3,430.20	0.227663
	May	50,112	6,156.92	0.122863
	June	17,230	3,487.20	0.202391
	July	53,376	6,467.28	0.121165
	August	67,489	6,406.42	0.094925
	September	83,641	10,782.14	0.128910
	October	27,215	5,603.79	0.205908
	November	67,347	7,441.75	0.110499
	December	76,822	8,297.46	0.108009

TOTAL 569,751 \$73,847.58

Average Cost per KWH 0.1296

2022	January	76,987	7,672.07	0.099654
	February	73,091	7,634.51	0.104452
	March	65,458	5,726.74	0.087487
	April	64,368	7,111.39	0.110480
	May	100,608	6,202.35	0.061649
	June	70,702	7,831.43	0.110767
	July	97,906	8,612.60	0.087968
	August	100,297	9,183.79	0.091566
	September	73,469	7,962.84	0.108384
	October	84,804	8,388.47	0.098916
	November	70,699	7,860.21	0.111179
	December	75,509	8,345.90	0.110529

TOTAL 953,898 \$92,532.30

Average Cost per KWH 0.0970

	Month	kWh	Total Current Charges	Cost per KWH
2023	January	100,194	8,533.71	0.085172
	February	83,006	13,016.47	0.156814
	March	76,188	8,678.05	0.113903
	April	81,118	9,100.53	0.112189
	May	61,821	9,010.70	0.145755
	June	67,349	9,251.50	0.137367
	July	93,808	11,542.23	0.123041
	August	120,571	14,410.97	0.119523
	September	125,679	15,763.36	0.125426
	October	60,488	9,745.65	0.161117
	November	68,053	10,047.61	0.147644
	December	66,958	9,612.81	0.143565
TOTAL		1,005,233	\$128,713.59	

Average Cost per KWH 0.1280

2024	January	75,025	10,411.34	0.138772
	February	61,040	9,294.20	0.152264
	March	66,575	9,635.79	0.144736
	April	78,030	14,508.28	0.185932
	May	73,501	8,955.22	0.121838
	June	65,984	8,463.22	0.128262
	July	96,000	8,204.05	0.085459
	August	113,569	14,521.95	0.127869
	September	135,831	9,330.48	0.068692
	October	72,784	10,137.11	0.139277
	November	67,029	9,697.98	0.144683
	December	67,802	9,995.56	0.147423

TOTAL 973,170 \$123,155.18

Average Cost per KWH 0.1266

2025	January	59,249	9,233.86	0.155848
	February	56,515	8,708.39	0.154090
	March	60,974	9,390.06	0.154001
	April	63,207	9,290.76	0.146989
	May	64,760	9,352.46	0.144417
	June			
	July			
	August			
	September			
	October			
	November			
	December			

TOTAL 304,705 \$45,975.53

Average Cost per KWH 0.1509

Harris County Municipal Utility District No. 286

Annual Depreciation Credit for Chloramine System from NHCRWA

Cost of Chloramine System

Total Construction	355,000.00
Ineligible Construction Amount (Bid Item Nos. 2, X-3, X-4 & X-5)	(26,200.00)
Total Engineering	56,124.11
Ineligible Engineering (\$26,200/\$355,000) X \$56,124.11	(4,142.12)
Total Cost of Chloramine System	<u>\$ 380,781.99</u>

Calculation of Annual Depreciation Credit

Period:	30 years
Rate	6%
Depreciation Factor	0.0726489
Annual Depreciation Credit ($\$380,781.99 \times 0.0726489$)	\$ 27,663.39
Monthly Depreciation Credit (First reduction credit taken 01-2012) (Last reduction credit will be taken 12-2041)	\$ 2,305.28

Harris County MUD 286

Water Purchased

	Month	Gallons Purchased	Amount Paid	Cost / GAL
2010	January			
	February			
	March			
	April			
	May	22,066,000	38,615.50	\$1.750
	June	24,140,000	42,245.82	\$1.750
	July	22,152,000	38,767.12	\$1.750
	August	31,964,000	55,937.15	\$1.750
	September	23,176,000	40,558.40	\$1.750
	October	17,357,000	38,185.40	\$2.200
	November	14,887,000	32,751.40	\$2.200
	December	12,051,000	26,512.20	\$2.200
TOTAL		167,793,000	313,572.99	

Average Cost / GAL \$1.869

2011	January	7,722,000	16,988.40	\$2.200
	February	10,722,000	23,588.40	\$2.200
	March	14,031,000	30,868.20	\$2.200
	April	17,852,000	39,274.40	\$2.200
	May	23,175,000	50,985.00	\$2.200
	June	26,885,000	59,147.00	\$2.200
	July	22,576,000	49,667.20	\$2.200
	August	29,329,000	64,523.80	\$2.200
	September	20,367,000	44,807.40	\$2.200
	October	19,516,000	42,935.20	\$2.200
	November	15,497,000	34,093.40	\$2.200
	December	11,312,000	24,886.40	\$2.200
TOTAL		218,984,000	481,764.80	

Average Cost / GAL \$2.200

2012	January	11,042,000	24,292.40	\$2.200
	February	9,416,000	20,715.20	\$2.200
	March	9,416,000	20,715.20	\$2.200
	April	16,114,000	35,450.80	\$2.200
	May	19,284,000	42,424.80	\$2.200
	June	21,814,000	47,990.80	\$2.200
	July	10,394,000	22,866.80	\$2.200
	August	19,269,000	42,391.80	\$2.200
	September	19,407,000	42,695.40	\$2.200
	October	18,795,000	41,349.00	\$2.200
	November	14,835,000	32,637.00	\$2.200
	December	11,541,000	25,390.20	\$2.200
TOTAL		181,327,000	398,919.40	

Average Cost / GAL \$2.200

	Month	Gallons Purchased	Amount Paid	Cost / GAL
2013	January	10,368,000	22,809.60	\$2.200
	February	8,648,000	19,025.60	\$2.200
	March	11,814,000	25,990.80	\$2.200
	April	15,025,000	33,055.00	\$2.200
	May	17,875,000	39,325.00	\$2.200
	June	17,168,000	37,769.60	\$2.200
	July	22,111,000	48,644.20	\$2.200
	August	14,908,000	32,797.60	\$2.200
	September	17,026,000	37,457.20	\$2.200
	October	16,753,000	36,856.60	\$2.200
	November	10,534,000	23,174.80	\$2.200
	December	6,996,000	15,391.20	\$2.200
TOTAL		169,226,000	372,297.20	

Average Cost / GAL \$2.200

2014	January	9,566,000	21,045.20	\$2.200
	February	9,620,000	21,164.00	\$2.200
	March	9,744,000	21,436.80	\$2.200
	April	14,084,000	34,505.80	\$2.450
	May	15,981,000	39,153.45	\$2.450
	June	17,416,000	42,669.20	\$2.450
	July	18,515,000	45,361.75	\$2.450
	August	18,925,000	46,366.25	\$2.450
	September	19,910,000	48,779.50	\$2.450
	October	15,397,000	37,722.65	\$2.450
	November	9,184,000	22,500.80	\$2.450
	December	11,292,000	27,665.40	\$2.450
TOTAL		169,634,000	408,370.80	

Average Cost / GAL \$2.407

2015	January	8,648,000	21,187.60	\$2.450
	February	10,547,000	25,840.15	\$2.450
	March	10,366,000	25,396.70	\$2.450
	April	12,429,000	30,451.05	\$2.450
	May	14,888,000	36,475.60	\$2.450
	June	15,435,000	37,815.75	\$2.450
	July	23,034,000	56,433.30	\$2.450
	August	26,947,000	66,020.15	\$2.450
	September	19,791,000	48,487.95	\$2.450
	October	22,493,000	55,107.85	\$2.450
	November	25,038,000	61,343.10	\$2.450
	December	31,232,000	76,518.40	\$2.450
TOTAL		220,848,000	541,077.60	

Average Cost / GAL \$2.450

	Month	Gallons Purchased	Amount Paid	Cost / GAL
2016	January	11,690,000	28,640.50	\$2.450
	February	11,570,000	28,346.50	\$2.450
	March	13,872,000	33,986.50	\$2.450
	April	12,711,000	36,226.35	\$2.850
	May	14,032,000	39,991.20	\$2.850
	June	15,242,000	43,439.70	\$2.850
	July	20,102,000	57,290.70	\$2.850
	August	20,763,000	59,174.55	\$2.850
	September	19,408,000	55,312.80	\$2.850
	October	18,565,000	52,910.25	\$2.850
	November	15,281,000	43,550.85	\$2.850
	December	13,232,000	37,711.20	\$2.850
TOTAL		186,468,000	516,581.10	

Average Cost / GAL \$2.770

2017	January	10,816,000	30,825.60	\$2.850
	February	10,692,000	30,472.20	\$2.850
	March	13,351,000	38,050.35	\$2.850
	April	13,287,000	44,511.45	\$3.350
	May	17,985,000	60,249.75	\$3.350
	June	17,672,000	59,201.20	\$3.350
	July	21,147,000	70,842.45	\$3.350
	August	19,637,000	65,783.95	\$3.350
	September	12,323,000	41,282.05	\$3.350
	October	12,849,000	43,044.15	\$3.350
	November	12,684,000	42,491.40	\$3.350
	December	10,047,000	33,657.45	\$3.350
TOTAL		172,490,000	560,412.00	

Average Cost / GAL \$3.249

2018	January	8,810,000	29,513.50	\$3.350
	February	7,194,000	24,099.90	\$3.350
	March	9,533,000	31,935.55	\$3.350
	April	11,748,000	45,229.80	\$3.850
	May	17,001,000	65,453.85	\$3.850
	June	15,880,000	61,138.00	\$3.850
	July	25,793,000	99,303.05	\$3.850
	August	20,257,000	77,989.45	\$3.850
	September	14,789,000	56,937.65	\$3.850
	October	11,818,000	45,499.30	\$3.850
	November	8,850,000	34,072.50	\$3.850
	December	8,850,000	34,072.50	\$3.850
TOTAL		160,523,000	605,245.05	

Average Cost / GAL \$3.770

Harris County MUD 286

Water Purchased

	Month	Gallons Purchased	Amount Paid	Cost / GAL
2019	January	6,972,000	26,842.20	\$3.850
	February	7,454,000	28,697.90	\$3.850
	March	8,962,000	34,503.70	\$3.850
	April	11,878,000	51,075.40	\$4.300
	May	14,923,000	65,661.20	\$4.400
	June	16,736,000	71,964.80	\$4.300
	July	20,574,000	88,468.20	\$4.300
	August	16,736,000	71,964.80	\$4.300
	September	20,574,000	88,468.20	\$4.300
	October	21,113,000	90,785.90	\$4.300
	November	8,690,000	37,367.00	\$4.300
	December	15,973,000	68,683.90	\$4.300
TOTAL		170,585,000	724,483.20	

Average Cost / GAL \$4.247

2020	January	9,455,000	40,656.50	\$4.300
	February	8,238,000	35,423.40	\$4.300
	March	7,773,000	33,423.90	\$4.300
	April	10,018,000	43,077.40	\$4.300
	May	9,556,000	41,090.80	\$4.300
	June	12,489,000	53,702.70	\$4.300
	July	16,937,000	72,829.10	\$4.300
	August	17,659,000	82,997.30	\$4.700
	September	18,604,000	87,438.80	\$4.700
	October	15,126,000	71,092.20	\$4.700
	November	11,778,000	55,356.66	\$4.700
	December	7,078,000	33,266.60	\$4.700
TOTAL		144,711,000	650,355.36	

Average Cost / GAL \$4.494

2021	January	6,287,000	29,548.90	\$4.700
	February	5,358,000	25,182.60	\$4.700
	March	8,383,000	39,400.10	\$4.700
	April	10,791,000	54,494.55	\$5.050
	May	10,104,000	51,025.20	\$5.050
	June	14,269,000	72,058.45	\$5.050
	July	13,149,000	66,402.45	\$5.050
	August	16,861,000	85,148.05	\$5.050
	September	13,913,000	70,260.65	\$5.050
	October	10,989,000	55,494.45	\$5.050
	November	10,989,000	55,494.45	\$5.050
	December	8,180,000	41,309.00	\$5.050
TOTAL		129,273,000	645,818.85	

Average Cost / GAL \$4.996

	Month	Gallons Purchased	Amount Paid	Cost / GAL
2022	January	7,080,000	35,754.00	\$5.050
	February	5,439,000	27,466.95	\$5.050
	March	7,701,000	38,890.05	\$5.050
	April	9,619,000	48,575.95	\$5.050
	May	14,767,000	74,573.35	\$5.050
	June	15,560,000	78,578.00	\$5.050
	July	4,354,000	21,987.70	\$5.050
	August	13,864,000	70,013.20	\$5.050
	September	10,270,000	51,863.50	\$5.050
	October	9,780,000	49,389.00	\$5.050
	November	9,233,000	46,626.65	\$5.050
	December	7,040,000	35,552.00	\$5.050
TOTAL		114,707,000	579,270.35	

Average Cost / GAL \$5.050

2023	January	6,539,000	33,021.95	\$5.050
	February	6,377,000	29,015.35	\$4.550
	March	9,613,000	43,739.15	\$4.550
	April	8,106,000	36,882.30	\$4.550
	May	11,172,000	50,832.60	\$4.550
	June	11,258,000	51,223.90	\$4.550
	July	2,353,000	10,706.15	\$4.550
	August	1,445,000	6,574.75	\$4.550
	September	8,602,000	39,139.10	\$4.550
	October	14,628,000	59,243.40	\$4.050
	November	8,426,000	34,125.30	\$4.050
	December	6,202,000	25,118.10	\$4.050
TOTAL		94,721,000	419,622.05	

Average Cost / GAL \$4.430

2024	January	5,858,000	23,724.90	\$4.050
	February	5,324,000	21,562.20	\$4.050
	March	8,110,000	32,845.50	\$4.050
	April	18,564,000	75,184.20	\$4.050
	May	26,907,000	108,973.35	\$4.050
	June	30,486,000	123,468.30	\$4.050
	July	34,745,000	140,717.25	\$4.050
	August	21,536,000	87,220.80	\$4.050
	September	13,224,000	53,557.20	\$4.050
	October	15,150,000	46,207.50	\$3.050
	November	9,944,000	30,329.20	\$3.050
	December	8,006,000	24,418.30	\$3.050
TOTAL		197,854,000	768,208.70	

Average Cost / GAL \$3.883

	Month	Gallons Purchased	Amount Paid	Cost / GAL
2025	January	4,770,000	14,548.50	\$3.050
	February	4,975,000	15,173.75	\$3.050
	March	8,577,000	26,159.85	\$3.050
	April	9,607,000	29,301.35	\$3.050
	May	11,181,000	34,102.05	\$3.050
	June	12,347,000	37,658.35	\$3.050
	July			
	August			
	September			
	October			
	November			
	December			
TOTAL		51,457,000	156,943.85	

Average Cost / GAL \$3.050

2026	January			
	February			
	March			
	April			
	May			
	June			
	July			
	August			
	September			
	October			
	November			
	December			
TOTAL		-	0.00	

Average Cost / GAL

2027	January			
	February			
	March			
	April			
	May			
	June			
	July			
	August			
	September			
	October			
	November			
	December			
TOTAL		-	0.00	

Average Cost / GAL

*** We checked the invoice for the usage above. The above matches the invoices.

HARRIS CO MUD 286 - OPERATING ACCT
City of Houston Sales Tax Revenues
September 30, 2007 through August 4, 2025

Type	Date	Memo	Amount	Balance
General Journal	11/17/2021	WARRANT 20992372 DTD 11-3-2021 SPA AUG 2021	84,795.71	12,333,054.75
General Journal	11/17/2021	WARRANT 20992372 DTD 11-3-2021 SPA AUG 2021	(84,795.71)	12,248,259.04
General Journal	12/01/2021	WARRANT 21004350 DTD 3-8-2022 DEC 2021 SPA	97,160.86	12,345,419.90
General Journal	01/01/2022	WARRANT 21007692 DTD 4/7/2022 SPA JAN 2022	83,802.65	12,429,222.55
General Journal	02/01/2022	WARRANT 21010875 DTD 5/5/22 FEB 2022 SPA	109,964.84	12,539,187.39
General Journal	03/01/2022	WARRANT 21014357 DTD 6-9-2022 SPA MARCH 2022	111,580.32	12,650,767.71
General Journal	04/01/2022	WARRANT 21017326 DTD 7-8-2022 SPA APRIL 2022	130,379.58	12,781,147.29
General Journal	05/01/2022	WARRANT 21020362 DTD 8-9-22 MAY 2022 SPA	113,729.08	12,894,876.37
General Journal	06/13/2022	WARRANT 21023414 DTD 9-8-22 SPA JUNE 2022	135,278.89	13,030,155.26
General Journal	07/01/2022	WARRANT 21026745 DTD 10/10/2022 SPA JULY 2022	136,346.17	13,166,501.43
General Journal	08/01/2022	WARRANT 21029742 DTD 11-9-22 AUG 2022 SPA	193,829.13	13,360,330.56
General Journal	09/30/2022	WARRANT 21032700 DTD 12-12-2022 SPA SEPT 2022	174,187.68	13,534,518.24
General Journal	10/02/2022	WARRANT 21035066 DTD 1/6/23 SPA OCT 2022	180,405.35	13,714,923.59
General Journal	11/01/2022	WARRANT 21038237 DTD 2-10-23 SPA NOV 2022	160,831.81	13,875,755.40
General Journal	12/01/2022	WARRANT 21041095 DTD 3/13/23 SPA DEC 2022	204,736.82	14,080,492.22
General Journal	01/01/2023	WARRANT 21043828 DTD 4/7/23 SPA JAN 2023	191,435.04	14,271,927.26
General Journal	02/01/2023	WARRANT 21047139 DTD 5/11/23 SPA FEB 2023	138,734.29	14,410,661.55
General Journal	03/01/2023	WARRANT 21050167 DTD 6/8/2023 SPA MARCH 2023	201,355.31	14,612,016.86
General Journal	04/01/2023	WARRANT 21053343 DTD 7/7/23 APRIL 2023 SPA	108,893.89	14,720,910.75
General Journal	05/01/2023	WARRANT 21057173 DTD 8/11/23 MAY 2023 SPA	176,550.67	14,897,461.42
General Journal	06/01/2023	WARRANT 21059853 DTD 9/8/23 SPA JUNE 2023	165,503.25	15,062,964.67
General Journal	07/01/2023	WARRANT 21062933 DTD 10/10 JULY 2023 SPA	137,007.28	15,199,971.95
General Journal	08/01/2023	WARRANT 21066604 DTD 11/3/23 SPA AUG 2023	143,227.96	15,343,199.91
General Journal	09/01/2023	WARRANT 21069448 DTD 12/11/23 SEPT 2023 SPA	103,015.48	15,446,215.39
General Journal	11/01/2023	WARRANT 21075352 DTD 2/8/24 NOV SPA 2023	111,278.91	15,557,494.30
General Journal	12/01/2023	WARRANT 21077911 DTD 3/7/24 DEC 2023 SPA	113,399.18	15,670,893.48
General Journal	01/01/2024	WARRANT 21080919 DTD 4/5/2024 SPA JAN 2024	58,162.78	15,729,056.26
General Journal	01/16/2024	WARRANT 21071571 DTD 1/8/24 SPA OCT 2023	92,707.67	15,821,763.93
General Journal	02/01/2024	WARRANT 21084938 DTD 5/10/24 SPA FEB 2024	92,505.11	15,914,269.04
General Journal	03/01/2024	WARRANT 21088006 DTD 06/07/24 SPA MARCH 2024	71,674.50	15,985,943.54
General Journal	04/01/2024	WARRANT 21091777 DTD 07/15/24 SPA APRIL 2024	38,019.99	16,023,963.53
General Journal	06/01/2024	WARRANT 21097609 DTD 9/10/24 JUNE 2024 SPA	28,620.66	16,052,584.19
General Journal	07/01/2024	WARRANT 21102435 DTD 10/14/24 SPA JULY 2024	57,112.71	16,109,696.90
General Journal	08/01/2024	WARRANT 21105237 DTD 11/12/24 AUG 2024 SPA	39,545.72	16,149,242.62
General Journal	08/16/2024	WARRANT 21095026 DTD 8/12/24 SPA MAY 2024	35,284.56	16,184,527.18
General Journal	09/01/2024	WARRANT 21107323 DTD 12/6/24 SPA SEPT 2024	84,217.99	16,268,745.17
General Journal	09/30/2024	SALES TAXES - ESTIMATE SEPTEMBER 2024	30,000.00	16,298,745.17
General Journal	10/01/2024	WARRANT 21110533 DTD 1-9-25 OCT 2024 SPA	56,490.04	16,355,235.21
General Journal	11/01/2024	WARRANT 21113498 DTD 2/7/25 SPA NOV 2024	88,755.91	16,443,991.12
General Journal	12/01/2024	WARRANT 21116077 DTD 3/6/25 DEC 2024 SPA	73,012.84	16,517,003.96
General Journal	01/01/2025	WARRANT 21119903 DTD 4/11/25 SPA JAN 2025	86,908.57	16,603,912.53
General Journal	02/01/2025	WARRANT 21123682 DTD 5/12/25 FEB 2025 SPA	41,357.25	16,645,269.78
General Journal	03/01/2025	WARRANT 21126526 DTD 6/2/25 MARCH 2025 SPA	49,942.75	16,695,212.53
General Journal	04/01/2025	WARRANT 21129664 DTD 7/10/2025 SPA APRIL 2025	50,894.80	16,746,107.33
Total 58000 · SALES TAX REVENUES			16,746,107.33	16,746,107.33
TOTAL			16,746,107.33	16,746,107.33

HARRIS CO MUD 286 - OPERATING ACCT
Revenues & Expenditures
October 2024 through September 2025

	Oct 24	Nov 24	Dec 24	Jan 25	Feb 25	Mar 25	Apr 25	May 25	Jun 25	Jul 25	Aug 25	Sep 25	TOTAL
Ordinary Income/Expense													
Income													
41000 • WATER SERVICE REVENUE	19,973	22,569	14,157	8,859	9,187	12,979	18,817	15,503	22,088	(50)	0	0	144,082
41130 • NHCRWA-CHLORAMINE DEPREC CR...	2,305	2,305	2,305	2,305	2,305	2,305	2,305	2,305	2,305	0	0	0	20,748
41200 • WATER RECONNECTION FEES	80	155	85	120	130	75	0	105	430	0	0	0	1,180
41500 • NORTH HARRIS CO REG WTR	24,568	27,730	17,506	10,325	10,604	15,889	20,772	19,918	27,082	0	0	0	174,394
41700 • APPLICATION FEES	0	0	0	0	0	0	510	10	0	0	0	0	520
42000 • SEWER SERVICE REVENUES	9,788	11,426	9,091	7,039	7,133	9,844	11,578	9,201	11,042	0	0	0	86,143
42020 • SEWER INSPECTION FEES	900	900	900	900	900	900	900	900	900	0	0	0	8,100
43300 • PENALTY & INTEREST INCOME	420	87	384	1,540	549	531	0	(70)	509	0	0	0	3,949
44000 • TRANSFER FEES	20	10	10	20	10	30	20	10	10	0	0	0	140
53800 • MISCELLANEOUS INCOME	291	487	500	500	3,010	(4,421)	0	720	500	0	0	0	1,587
53910 • INTEREST INCOME	46,372	43,547	44,229	42,458	50,095	44,770	41,385	42,600	41,281	42,085	0	0	438,822
53980 • MAINTENANCE TAXES	0	0	0	0	0	0	5,000	0	17,601	5,000	0	0	27,601
58000 • SALES TAX REVENUES	56,490	88,756	73,013	86,909	41,357	49,943	50,895	0	0	0	0	0	447,362
Total Income	161,209	197,972	162,180	160,975	125,281	132,844	152,182	91,202	123,748	47,035	0	0	1,354,628
Expense													
61000 • BULK WATER PURCHASES	46,208	30,329	24,418	14,549	15,174	26,160	29,301	34,102	37,658	0	0	0	257,899
61260-N • NHCRWA - ASSESSMENT FEE	1,069	980	1,459	1,115	653	512	918	832	1,459	0	0	0	8,996
61260 • WATER PERMIT FEES	0	718	0	0	0	0	0	0	0	0	0	0	718
61320 • WTR MONTHLY SERVICE	5,406	3,765	6,140	3,657	3,510	3,618	8,716	4,460	4,505	0	0	0	43,777
61350 • WTR-REPAIRS & MAINTENANCE	42,872	13,298	20,539	21,084	7,400	11,640	7,869	12,540	30,612	3,458	920	0	172,231
61420 • WTR-CHEMICALS	32	65	65	1,482	65	1,806	434	106	40	3,418	0	0	7,511
61520 • WTR-UTILITIES EXPENSE	3,680	3,506	3,514	3,390	3,307	3,722	3,389	3,546	179	176	0	0	28,410
61800 • RECONNECTION EXPENSES	134	187	80	80	107	80	287	260	49	0	0	0	1,265
62260 • SEWER PERMIT FEES	3,474	0	0	0	0	0	0	0	0	0	0	0	3,474
62320 • SWR-MONTHLY SERVICES	5,483	3,300	7,534	3,517	3,374	3,300	7,382	3,992	3,965	0	0	0	41,847
62350 • SWR-MAINTENANCE & REPAIRS	12,054	24,873	12,304	10,965	12,718	33,006	20,091	7,882	3,664	2,758	0	0	140,315
62420 • SWR-CHEMICALS	3,558	4,799	4,280	3,137	2,651	2,393	4,521	2,690	2,993	3,217	0	0	34,238
62520 • SWR-UTILITIES	4,216	5,196	4,968	4,813	4,410	4,027	4,264	4,451	4,159	0	0	0	40,505
62570 • SLUDGE REMOVAL	3,581	0	0	0	0	3,504	0	0	0	0	0	0	7,085
62750 • SEWER INSPECTION EXPENSES	0	660	1,409	610	1,320	660	0	0	0	0	0	0	4,659
63000 • REGULATORY ASSESSMENT	0	0	3,166	0	0	0	0	0	0	0	0	0	3,166
63100 • DIRECTOR FEES	2,210	1,326	884	1,326	4,199	1,105	1,989	663	1,326	5,304	1,326	0	21,658
63200 • LEGAL FEES	7,037	4,017	4,195	4,269	12,264	13,124	5,919	6,320	5,024	7,087	0	0	69,254
63210 • AUDITING FEES	0	0	12,300	0	0	0	0	0	0	0	0	0	12,300
63220-1 • ENGINEERING - DISTRICT	3,683	5,916	10,538	2,073	3,013	4,066	3,022	3,402	5,296	0	0	0	41,009
63220-6 • ENG - SWR & WWTP FACILITY	0	0	0	0	0	0	0	0	0	0	0	0	0
63240 • LABORATORY FEES	5,286	2,851	2,142	12,863	2,142	63	3,255	2,346	2,297	148	0	0	33,391
63300 • BOOKKEEPING FEES	1,750	1,750	1,650	1,950	1,650	3,900	1,950	0	1,650	1,650	1,750	0	19,650
63350 • R & M - LANDSCAPING	13,625	11,387	3,984	3,797	3,797	4,994	3,797	4,040	6,458	4,110	0	0	59,989
63400 • PRINTING & OFFICE SUPPLIES	784	700	729	618	648	1,775	1,198	961	1,549	443	442	0	9,826
63440 • WEB SITE MAINTENANCE	627	521	491	609	494	559	523	697	538	478	0	0	5,534
63500 • POSTAGE	163	161	226	156	163	183	1,016	37	57	20	16	0	2,199
63510 • TELEPHONE EXPENSES	77	78	78	78	78	78	78	78	78	77	0	0	776
63520 • UTILITIES-STREET LIGHTS	1,496	1,496	1,496	1,496	1,503	1,503	1,520	1,520	0	0	0	0	12,030
63530 • INSURANCE & SURETY BONDS	0	0	0	0	0	62,594	0	(3,845)	0	0	0	0	58,749
63550 • LAW ENFORCEMENT CONTRACT	20,684	10,342	0	20,684	10,342	10,342	10,342	10,342	10,342	20,684	0	0	124,104
63570 • AWBD/TRAVEL EXPENSES	0	0	0	0	5,109	0	0	0	0	7,636	0	0	12,745
63590 • OTHER EXPENSES	3,213	752	559	537	2,887	532	625	615	4,082	465	140	0	14,407
63990 • GARBAGE EXPENSES	4,911	6,546	6,482	6,483	6,573	6,327	6,574	6,509	6,568	303	306	0	57,581
64000 • PARK MAINTENANCE	34	803	0	0	1,000	0	0	0	0	0	0	0	1,837
65600 • PAYROLL EXPENSES	280	142	68	101	321	85	152	51	101	406	101	0	1,808

HARRIS CO MUD 286 - OPERATING ACCT
Revenues & Expenditures
October 2024 through September 2025

	Oct 24	Nov 24	Dec 24	Jan 25	Feb 25	Mar 25	Apr 25	May 25	Jun 25	Jul 25	Aug 25	Sep 25	TOTAL
66520 - PARK UTILITIES	38	38	38	32	31	41	37	38	0	0	0	0	293
Total Expense	197,643	140,503	135,734	125,470	110,902	205,698	129,166	108,633	134,646	61,837	5,002	0	1,355,232
Net Ordinary Income	(36,434)	57,469	26,445	35,506	14,380	(72,854)	23,016	(17,431)	(10,898)	(14,802)	(5,002)	0	(604)
Other Income/Expense													
Other Income													
39520 - TRANSFER FROM TAX ACCOUNT	0	0	0	0	230,000	70,000	0	0	0	0	0	0	300,000
Total Other Income	0	0	0	0	230,000	70,000	0	0	0	0	0	0	300,000
Other Expense													
63220-3 - ENG.-BID & CONSTR MGMT PARK I...	2,816	435	1,329	2,420	4,439	5,345	2,433	2,290	3,907	0	0	0	25,413
73601 - PARK IMPROVEMENTS	0	18,040	0	0	0	0	2,100	3,547	18,040	3,209	0	0	44,937
Total Other Expense	2,816	18,475	1,329	2,420	4,439	5,345	4,533	5,837	21,947	3,209	0	0	70,350
Net Other Income	(2,816)	(18,475)	(1,329)	(2,420)	225,561	64,655	(4,533)	(5,837)	(21,947)	(3,209)	0	0	229,650
Net Income	<u>(39,250)</u>	<u>38,994</u>	<u>25,116</u>	<u>33,086</u>	<u>239,941</u>	<u>(8,199)</u>	<u>18,483</u>	<u>(23,268)</u>	<u>(32,844)</u>	<u>(18,011)</u>	<u>(5,002)</u>	<u>0</u>	<u>229,046</u>

08/04/25

HARRIS CO MUD 286 - OPERATING ACCT Revenues & Expenditures Budget Performance

June 2025

	Jun 25	Budget	\$ Over Budget	% of Budget	Oct '24 - Jun 25	YTD Budget	\$ Over Budget	% of Budget	Annual Budget
Ordinary Income/Expense									
Income									
41000 • WATER SERVICE REVENUE	22,088	19,167	2,921	115%	144,132	172,500	(28,368)	84%	230,000
41130 • NHCRWA-CHLORAMINE DEPREC CREDIT	2,305	2,500	(195)	92%	20,748	22,500	(1,752)	92%	30,000
41200 • WATER RECONNECTION FEES	430	167	263	258%	1,180	1,500	(320)	79%	2,000
41500 • NORTH HARRIS CO REG WTR	27,082	43,000	(15,918)	63%	174,394	387,000	(212,606)	45%	516,000
41700 • APPLICATION FEES	0				520				
42000 • SEWER SERVICE REVENUES	11,042	12,500	(1,458)	88%	86,143	112,500	(26,357)	77%	150,000
42020 • SEWER INSPECTION FEES	900	583	317	154%	8,100	5,250	2,850	154%	7,000
43300 • PENALTY & INTEREST INCOME	509	667	(158)	76%	3,949	6,000	(2,051)	66%	8,000
44000 • TRANSFER FEES	10	25	(15)	40%	140	225	(85)	62%	300
53800 • MISCELLANEOUS INCOME	500	333	167	150%	1,587	3,000	(1,413)	53%	4,000
53910 • INTEREST INCOME	41,281	33,333	7,947	124%	396,737	300,000	96,737	132%	400,000
53980 • MAINTENANCE TAXES	17,601	34,417	(16,815)	51%	22,601	309,750	(287,149)	7%	413,000
58000 • SALES TAX REVENUES	0	31,083	(31,083)	0%	447,362	279,750	167,612	160%	373,000
Total Income	123,748	177,775	(54,027)	70%	1,307,593	1,599,975	(292,382)	82%	2,133,300
Expense									
61000 • BULK WATER PURCHASES	37,658	45,833	(8,175)	82%	257,899	412,500	(154,601)	63%	550,000
61240 • LABORATORY FEES - WATER	0	417	(417)	0%	0	3,750	(3,750)	0%	5,000
61260-N • NHCRWA - ASSESSMENT FEE	1,459	7,917	(6,458)	18%	8,996	71,250	(62,254)	13%	95,000
61260 • WATER PERMIT FEES	0	63	(63)	0%	718	563	155	128%	750
61320 • WTR MONTHLY SERVICE	4,505	2,917	1,588	154%	43,777	26,250	17,527	167%	35,000
61350 • WTR-REPAIRS & MAINTENANCE	30,612	13,333	17,278	230%	167,853	120,000	47,853	140%	160,000
61420 • WTR-CHEMICALS	40	250	(210)	16%	4,093	2,250	1,843	182%	3,000
61520 • WTR-UTILITIES EXPENSE	179	2,500	(2,321)	7%	28,234	22,500	5,734	125%	30,000
61800 • RECONNECTION EXPENSES	49	150	(101)	33%	1,265	1,350	(85)	94%	1,800
62260 • SEWER PERMIT FEES	0	292	(292)	0%	3,474	2,625	849	132%	3,500
62320 • SWR-MONTHLY SERVICES	3,965	4,167	(202)	95%	41,847	37,500	4,347	112%	50,000
62350 • SWR-MAINTENANCE & REPAIRS	3,664	27,083	(23,419)	14%	137,557	243,750	(106,193)	56%	325,000
62420 • SWR-CHEMICALS	2,993	2,500	493	120%	31,021	22,500	8,521	138%	30,000
62520 • SWR-UTILITIES	4,159	5,000	(841)	83%	40,505	45,000	(4,495)	90%	60,000
62570 • SLUDGE REMOVAL	0	5,417	(5,417)	0%	7,085	48,750	(41,666)	15%	65,000
62750 • SEWER INSPECTION EXPENSES	0	500	(500)	0%	4,659	4,500	159	104%	6,000
63000 • REGULATORY ASSESSMENT	0	375	(375)	0%	3,186	3,375	(209)	94%	4,500
63100 • DIRECTOR FEES	1,326	1,667	(341)	80%	15,028	15,000	28	100%	20,000
63200 • LEGAL FEES	5,024	5,583	(560)	90%	62,168	50,250	11,918	124%	67,000
63210 • AUDITING FEES	0	1,083	(1,083)	0%	12,300	9,750	2,550	126%	13,000
63220-1 • ENGINEERING - DISTRICT	5,296	6,667	(1,371)	79%	41,009	60,000	(18,991)	68%	80,000
63220-6 • ENG - SWR & WWTP FACILITY	0	667	(667)	0%	0	6,000	(6,000)	0%	8,000
63240 • LABORATORY FEES	2,297	2,333	(37)	98%	33,243	21,000	12,243	158%	28,000
63300 • BOOKKEEPING FEES	1,650	1,667	(17)	99%	16,250	15,000	1,250	108%	20,000
63350 • R & M - LANDSCAPING	6,458				55,879				
63380 • LEGAL NOTICES	0	42	(42)	0%	0	375	(375)	0%	500
63400 • PRINTING & OFFICE SUPPLIES	1,549	833	716	186%	8,942	7,500	1,442	119%	10,000
63440 • WEB SITE MAINTENANCE	538	233	304	230%	5,056	2,100	2,956	241%	2,800
63500 • POSTAGE	57	183	(127)	31%	2,162	1,650	512	131%	2,200
63510 • TELEPHONE EXPENSES	78	83	(6)	93%	699	750	(51)	93%	1,000
63520 • UTILITIES-STREET LIGHTS	0	1,333	(1,333)	0%	12,030	12,000	30	100%	16,000
63530 • INSURANCE & SURETY BONDS	0	4,583	(4,583)	0%	58,749	41,250	17,499	142%	55,000
63550 • LAW ENFORCEMENT CONTRACT	10,342	9,700	642	107%	103,420	87,300	16,120	118%	116,400
63570 • AWBD/TRAVEL EXPENSES	0	667	(667)	0%	5,109	6,000	(891)	85%	8,000
63590 • OTHER EXPENSES	4,082	833	3,248	490%	13,802	7,500	6,302	184%	10,000
63990 • GARBAGE EXPENSES	6,568	5,000	1,568	131%	56,971	45,000	11,971	127%	60,000
64000 • PARK MAINTENANCE	0	5,417	(5,417)	0%	1,837	48,750	(46,913)	4%	65,000
65600 • PAYROLL EXPENSES	101	133	(32)	76%	1,301	1,200	101	108%	1,600
66520 • PARK UTILITIES	0	42	(42)	0%	293	375	(82)	78%	500
Total Expense	134,646	167,463	(32,817)	80%	1,288,394	1,507,163	(218,769)	85%	2,009,550
Net Ordinary Income	(10,898)	10,313	(21,210)	(106)%	19,199	92,813	(73,613)	21%	123,750
Other Income/Expense									
Other Income									

08/04/25

HARRIS CO MUD 286 - OPERATING ACCT
Revenues & Expenditures Budget Performance
June 2025

	Jun 25	Budget	\$ Over Budget	% of Budget	Oct '24 - Jun 25	YTD Budget	\$ Over Budget	% of Budget	Annual Budget
39520 - TRANSFER FROM TAX ACCOUNT	0				300,000				
Total Other Income	0				300,000				
Other Expense									
63220-3 - ENG-BID & CONSTR MGMT PARK IMP	3,907				25,413				
73600 - CAPITAL EXPENDITURES	0	19,167	(19,167)	0%	0	172,500	(172,500)	0%	230,000
73601 - PARK IMPROVEMENTS	18,040				41,727				
Total Other Expense	21,947	19,167	2,780	115%	67,140	172,500	(105,360)	39%	230,000
Net Other Income	(21,947)	(19,167)	(2,780)	115%	232,860	(172,500)	405,360	(135)%	(230,000)
Net Income	<u>(32,844)</u>	<u>(8,854)</u>	<u>(23,990)</u>	<u>371%</u>	<u>252,059</u>	<u>(79,688)</u>	<u>331,746</u>	<u>(316)%</u>	<u>(106,250)</u>

HARRIS CO MUD 286 - OPERATING ACCT

Revenues & Expenditures

October 2024 through September 2025

	Oct 24	Nov 24	Dec 24	Jan 25	Feb 25	Mar 25	Apr 25	May 25	Jun 25	Jul 25	Aug 25	Sep 25	TOTAL
Ordinary Income/Expense													
Income													
41000 - WATER SERVICE REVENUE	19,973	22,569	14,157	8,859	9,187	12,979	18,817	15,503	22,088	22,000	22,000	22,000	210,132
41130 - NHCRWA-CHLORAMINE DEPREC CREDIT	2,305	2,305	2,305	2,305	2,305	2,305	2,305	2,305	2,305	2,305	2,305	2,305	27,660
41200 - WATER RECONNECTION FEES	80	155	85	120	130	75	0	105	430	430	430	430	2,470
41500 - NORTH HARRIS CO REG WTR	24,568	27,730	17,506	10,325	10,604	15,889	20,772	19,918	27,082	27,000	27,000	27,000	255,394
41700 - APPLICATION FEES	0	0	0	0	0	0	510	10	0	0	0	0	520
42000 - SEWER SERVICE REVENUES	9,788	11,428	9,091	7,039	7,133	9,844	11,578	9,201	11,042	11,000	11,000	11,000	119,142
42020 - SEWER INSPECTION FEES	900	900	900	900	900	900	900	900	900	900	900	900	10,800
43300 - PENALTY & INTEREST INCOME	420	87	384	1,540	549	531	0	(70)	509	509	509	509	5,477
44000 - TRANSFER FEES	20	10	10	20	10	30	20	10	10	10	10	10	170
53800 - MISCELLANEOUS INCOME	291	487	500	500	3,010	(4,421)	0	720	500	500	500	500	3,087
53910 - INTEREST INCOME	46,372	43,547	44,229	42,458	50,095	44,770	41,385	42,600	41,281	42,085	40,000	40,000	518,822
53980 - MAINTENANCE TAXES	0	0	0	0	230,000	70,000	5,000	0	17,601	5,000	0	0	327,601
58000 - SALES TAX REVENUES	56,490	88,756	73,013	86,909	41,357	49,943	50,895	50,000	50,000	50,000	50,000	50,000	697,363
Total Income	161,207	197,972	162,180	160,975	355,280	202,845	152,182	141,202	173,748	161,739	154,654	154,654	2,176,638
Expense													
61000 - BULK WATER PURCHASES	46,208	30,329	24,418	14,549	15,174	26,160	29,301	34,102	37,658	37,000	37,000	37,000	368,899
61240 - LABORATORY FEES - WATER	0	0	0	0	0	0	0	0	0	0	0	0	0
61260-N - NHCRWA - ASSESSMENT FEE	1,069	980	1,459	1,115	653	512	918	832	1,459	1,400	1,400	1,400	13,197
61260 - WATER PERMIT FEES	0	718	0	0	0	0	0	0	0	0	0	0	718
61320 - WTR MONTHLY SERVICE	5,406	3,765	6,140	3,657	3,510	3,618	8,716	4,460	4,505	4,505	4,505	4,505	57,292
61350 - WTR-REPAIRS & MAINTENANCE	42,872	13,298	20,539	21,084	7,400	11,640	7,869	12,540	30,612	3,458	920	15,000	187,232
61420 - WTR-CHEMICALS	32	65	65	1,482	65	1,806	434	106	40	3,418	1,000	1,000	9,513
61620 - WTR-UTILITIES EXPENSE	3,680	3,506	3,514	3,390	3,307	3,722	3,389	3,546	179	176	3,500	3,500	35,409
61800 - RECONNECTION EXPENSES	134	187	80	80	107	80	287	260	49	0	50	50	1,364
62260 - SEWER PERMIT FEES	3,474	0	0	0	0	0	0	0	0	0	0	0	3,474
62320 - SWR-MONTHLY SERVICES	5,483	3,300	7,534	3,517	3,374	3,300	7,382	3,992	3,965	3,400	3,400	3,400	52,047
62350 - SWR-MAINTENANCE & REPAIRS	12,054	24,873	12,304	10,965	12,718	33,006	20,091	7,882	3,664	2,758	3,000	3,000	146,315
62420 - SWR-CHEMICALS	3,558	4,799	4,280	3,137	2,651	2,393	4,521	2,690	2,993	3,217	3,000	3,000	40,239
62520 - SWR-UTILITIES	4,216	5,196	4,968	4,813	4,410	4,027	4,264	4,451	4,159	4,000	4,000	4,000	52,504
62570 - SLUDGE REMOVAL	3,581	0	0	0	0	3,504	0	0	3,500	0	3,500	3,500	14,085
62750 - SEWER INSPECTION EXPENSES	0	660	1,409	610	1,320	660	0	0	0	0	0	0	4,659
63000 - REGULATORY ASSESSMENT	0	0	3,166	0	0	0	0	0	0	0	0	0	3,166
63100 - DIRECTOR FEES	2,210	1,326	884	1,326	4,199	1,105	1,989	663	1,326	5,304	1,326	1,350	23,008
63200 - LEGAL FEES	7,037	4,017	4,195	4,269	12,264	13,124	5,919	6,320	5,024	7,087	7,000	7,000	83,256
63210 - AUDITING FEES	0	0	12,300	0	0	0	0	0	0	0	0	0	12,300
63220-1 - ENGINEERING - DISTRICT	3,683	5,916	10,538	2,073	3,013	4,066	3,022	3,402	5,296	5,000	5,000	5,000	56,009
63220-4 - ENG - SWR & WWTP FACILITY	0	0	0	0	0	0	0	0	0	0	0	0	0
63240 - LABORATORY FEES	5,286	2,851	2,142	12,863	2,142	63	3,255	2,346	2,297	148	3,000	2,000	38,393
63300 - BOOKKEEPING FEES	1,750	1,750	1,650	1,950	1,650	3,900	1,950	0	1,650	1,650	1,750	1,850	21,500
63350 - R & M - LANDSCAPING	13,625	11,387	3,084	3,787	3,787	4,994	3,787	4,040	6,458	4,110	4,200	4,200	68,389
63380 - LEGAL NOTICES	0	0	0	0	0	0	0	0	0	0	0	0	0
63400 - PRINTING & OFFICE SUPPLIES	764	700	729	618	648	1,775	1,198	961	1,549	443	442	445	10,272
63440 - WEB SITE MAINTENANCE	627	521	491	609	494	559	523	697	538	478	500	500	6,537
63500 - POSTAGE	163	161	226	156	163	183	1,016	37	57	20	16	20	2,218
63510 - TELEPHONE EXPENSES	77	78	78	78	78	78	78	78	78	77	77	77	932
63520 - UTILITIES-STREET LIGHTS	1,496	1,496	1,496	1,496	1,503	1,503	1,520	1,520	1,500	1,500	1,500	1,500	18,030
63530 - INSURANCE & SURETY BONDS	0	0	0	0	0	62,594	0	(3,845)	0	0	0	0	58,749
63550 - LAW ENFORCEMENT CONTRACT	20,684	10,342	0	20,684	10,342	10,342	10,342	10,342	10,342	20,684	0	0	124,104
63570 - AWBD/TRAVEL EXPENSES	0	0	0	0	5,109	0	0	0	7,636	0	0	0	12,745
63590 - OTHER EXPENSES	3,213	752	559	537	2,887	532	625	615	4,082	465	140	500	14,907
63990 - GARBAGE EXPENSES	4,911	6,546	6,482	6,483	6,573	6,327	6,574	6,509	6,568	6,500	6,500	6,500	76,473
64000 - PARK MAINTENANCE	34	803	0	0	1,000	0	0	0	0	0	0	0	1,837
65600 - PAYROLL EXPENSES	280	142	68	101	321	85	152	51	101	406	101	120	1,928
66520 - PARK UTILITIES	38	38	38	32	31	41	37	38	38	38	38	38	445
Total Expense	197,645	140,502	135,736	125,471	110,903	205,699	129,169	108,635	139,687	124,878	93,365	110,455	1,622,145
Net Ordinary Income	(36,438)	57,470	26,444	35,504	244,377	(2,854)	23,013	32,567	34,061	36,861	61,289	44,199	556,493
Other Income/Expense													
Other Income													
39520 - TRANSFER FROM TAX ACCOUNT	0	0	0	0	0	0	0	0	0	0	0	0	0
Total Other Income	0	0	0	0	0	0	0	0	0	0	0	0	0
Other Expense													
63220-3 - ENG-BID & CONSTR MGMT PARK IMP	2,816	435	1,329	2,420	4,439	5,345	2,433	2,280	3,907	3,000	3,000	3,000	34,414
73600 - CAPITAL EXPENDITURES	0	0	0	0	0	0	0	0	0	0	0	0	0
73601 - PARK IMPROVEMENTS	0	18,040	0	0	0	0	2,100	3,547	18,040	3,209	3,200	3,200	51,336
Total Other Expense	2,816	18,475	1,329	2,420	4,439	5,345	4,533	5,827	21,947	6,209	6,200	6,200	85,750
Net Other Income	(2,816)	(18,475)	(1,329)	(2,420)	(4,439)	(5,345)	(6,533)	(5,837)	(21,947)	(6,209)	(6,200)	(6,200)	(85,750)
Net Income	(39,254)	38,995	25,115	33,084	239,938	(8,199)	18,480	26,730	12,114	30,652	55,089	37,999	470,743

	2024 Proposed Budget	2025 Budget	\$ Over Budget	% of Budget
Ordinary Income/Expense				
Income				
41000 - WATER SERVICE REVENUE	230,000	230,000	0	100%
41130 - NHCRWA-CHLORAMINE DEPREC CREDIT	30,000	30,000	0	100%
41200 - WATER RECONNECTION FEES	2,000	2,000	0	100%
41500 - NORTH HARRIS CO REG WTR	516,000	516,000	0	100%
41700 - APPLICATION FEES				
42000 - SEWER SERVICE REVENUES	150,000	150,000	0	100%
42020 - SEWER INSPECTION FEES	10,000	7,000	3,000	143%
43300 - PENALTY & INTEREST INCOME	8,000	8,000	0	100%
44000 - TRANSFER FEES	300	300	0	100%
53800 - MISCELLANEOUS INCOME	4,000	4,000	0	100%
53910 - INTEREST INCOME	450,000	400,000	50,000	113%
53980 - MAINTENANCE TAXES	413,000	413,000	0	100%
58000 - SALES TAX REVENUES	500,000	373,000	127,000	134%
Total Income	2,313,300	2,133,300	180,000	108%
Expense				
61000 - BULK WATER PURCHASES	550,000	550,000	0	100%
61240 - LABORATORY FEES - WATER	0	5,000	(5,000)	0%
61260-N - NHCRWA - ASSESSMENT FEE	95,000	95,000	0	100%
61260 - WATER PERMIT FEES	750	750	0	100%
61320 - WTR MONTHLY SERVICE	60,000	35,000	25,000	171%
61350 - WTR-REPAIRS & MAINTENANCE	160,000	160,000	0	100%
61420 - WTR-CHEMICALS	10,000	3,000	7,000	333%
61620 - WTR-UTILITIES EXPENSE	35,000	30,000	5,000	117%
61800 - RECONNECTION EXPENSES	1,800	1,800	0	100%
62260 - SEWER PERMIT FEES	3,500	3,500	0	100%
62320 - SWR-MONTHLY SERVICES	50,000	50,000	0	100%
62350 - SWR-MAINTENANCE & REPAIRS	325,000	325,000	0	100%
62420 - SWR-CHEMICALS	40,000	30,000	10,000	133%
62520 - SWR-UTILITIES	60,000	60,000	0	100%
62570 - SLUDGE REMOVAL	65,000	65,000	0	100%
62750 - SEWER INSPECTION EXPENSES	6,000	6,000	0	100%
63000 - REGULATORY ASSESSMENT	4,500	4,500	0	100%
63100 - DIRECTOR FEES	25,000	20,000	5,000	125%
63200 - LEGAL FEES	85,000	67,000	18,000	127%
63210 - AUDITING FEES	13,000	13,000	0	100%
63220-1 - ENGINEERING - DISTRICT	80,000	80,000	0	100%
63220-2 - ENG - SWR & WWTP FACILITY	0	8,000	(8,000)	0%
63240 - LABORATORY FEES	40,000	28,000	12,000	143%
63300 - BOOKKEEPING FEES	20,000	20,000	0	100%
63350 - R & M - LANDSCAPING	70,000			
63380 - LEGAL NOTICES	500	500	0	100%
63400 - PRINTING & OFFICE SUPPLIES	10,000	10,000	0	100%
63440 - WEB SITE MAINTENANCE	6,000	2,800	3,200	214%
63500 - POSTAGE	2,200	2,200	0	100%
63510 - TELEPHONE EXPENSES	1,000	1,000	0	100%
63520 - UTILITIES-STREET LIGHTS	18,000	16,000	2,000	113%
63530 - INSURANCE & SURETY BONDS	60,000	55,000	5,000	109%
63550 - LAW ENFORCEMENT CONTRACT	130,000	116,400	13,600	112%
63570 - AWB/D/TRAVEL EXPENSES	12,000	8,000	4,000	150%
63590 - OTHER EXPENSES	15,000	10,000	5,000	150%
63990 - GARBAGE EXPENSES	78,816	60,000	18,816	131%
64000 - PARK MAINTENANCE	65,000	65,000	0	100%
65600 - PAYROLL EXPENSES	2,000	1,600	400	125%
66520 - PARK UTILITIES	500	500	0	100%
Total Expense	2,200,566	2,009,550	191,016	110%
Net Ordinary Income	112,734	123,750	(11,016)	91%
Other Income/Expense				
Other Income				
39520 - TRANSFER FROM TAX ACCOUNT				
Total Other Income				
Other Expense				
63220-3 - ENG-BID & CONSTR MGMT PARK IMP				
73600 - CAPITAL EXPENDITURES	230,000	230,000	0	100%
73601 - PARK IMPROVEMENTS				
Total Other Expense	230,000	230,000	0	100%
Net Other Income	(230,000)	(230,000)	0	100%
Net Income	(117,266)	(106,250)	(11,016)	110%

HARRIS COUNTY MUNICIPAL UTILITY DISTRICT NO. 286

INVESTMENT REPORT								06/03/2025 -- 08/04/2025	
CURRENT INVESTMENTS									
TYPE OF INVESTMENT	PURCHASE DATE	MATURITY DATE	RATE	BOOK VALUE	VALUE LAST REPORT	ADDED VALUE	MARKET VALUE		
OPERATING ACCOUNT									
TEXPOOL -POOLED FUND-AAAm Rating		OPEN	4.3120%	\$ 5,409,368.32	\$ 5,439,447.58	\$ 19,920.74	\$	\$ 5,409,368.32	
TEXAS CLASS -POOLED FUND-AAAm Rating		OPEN	4.4065%	\$ 5,935,435.49	\$ 5,913,271.39	\$ 22,164.10	\$	\$ 5,935,435.49	
TOTAL POOLED FUND INVESTMENTS				\$ 11,344,803.81	\$ 11,352,718.97	\$ 42,084.84	\$	\$ 11,344,803.81	
SECURITIES									
228,000 FACE-US T BILLS-HELD (PER BOK FINANCIAL SECURITIES STMT)	5/19/2025	5/14/2026	4.0170%	\$ 219,248.66	\$ 220,010.55	\$ 761.89	\$	\$ 220,772.44	
TOTAL MONEY MARKET INVESTMENTS				\$ 219,248.66	\$ 220,010.55	\$ 761.89	\$	\$ 220,772.44	
MONEY MARKET ACCOUNTS									
CAVANAL HILL GOV SEC PREMIER - MONEY MKT		OPEN	open	\$ 1,207.92	\$ 1,207.92	\$ -	\$	\$ 1,207.92	
FIRST FINANCIAL BANK		OPEN	4.3120%	\$ 247,985.86	\$ 249,046.80	\$ 824.83	\$	\$ 248,810.69	
TOTAL MONEY MARKET INVESTMENTS				\$ 249,193.78	\$ 250,254.72	\$ 824.83	\$	\$ 250,018.61	
CERTIFICATES OF DEPOSITS									
VERITEX COMMUNITY BANK	12/21/2024	12/21/2025	4.3000%	240,000.00	244,825.66	\$ 1,205.92	\$	\$ 246,031.58	
				\$ 240,000.00	\$ 244,825.66	\$ 1,205.92	\$	\$ 246,031.58	
TOTAL INVESTMENTS				\$ 11,584,803.81	\$ 11,597,544.63	\$ 43,290.76	\$	\$ 12,061,626.44	
COLLATERAL PLEDGED									
CENTRAL BANK	7/31/2025	SEE SCHEDULE	(HOLDINGS BY THIRD PARTY - FHLBANK-DALLAS)				\$	-	
EDUCATIONAL REQUIREMENTS									
CLAUDIA REDDEN	06/29/2006, 4 HRS OF INVESTMENT TRAINING BY UNIV OF NORTH TEXAS AND A.W.B.D, IN GALVESTON, TEXAS 07/11/2007, 6 HRS OF INVESTMENT TRAINING BY TX RURAL WATER ASSOC. IN GALVESTON, TEXAS 11/07/2009, 4 HRS OF INVESTMENT TRAINING AT MCCALL GIBSON 06-09-2011, 4 HRS OF INVESTMENT TRAINING AT 2011 AWBD ANNUAL CONFERENCE 10/26/2013, 4 HRS OF INVESTMENT TRAINING BY MCCALL GIBSON, HOUSTON, TX. 10/17/2015 4 HRS MCCALL GIBSON 05/24/2018, 4 HRS OF INVESTMENT TRAINING BY TEXAS CLASS, KISD MULTIPURPOSE CENTER 09/25/2020 UNV OF N TX CENTER FOR PUBLIC MGMT & GTOT 5 HRS, 10/14/2020 7 HRS PUBLIC TRUST ADVISORS 04/27 & 04/29/2021 7 HRS TX CLASS & PUBLIC FUND ADVISORS, 03/29 & 03/31/22 8 HRS PFIA TRAINING - TX CLASS & PUBLIC FUND TRUST ADVISORS 12/14/2022, 5 HRS, UNIV N TEXAS CENTER FOR PUBLIC MANAGEMENT & GTOT, CO SPONSOR HILLTOP SECURITIES 11/16/2023, 5 HRS HILLTOP SECURITIES, 05/15/2024 5 HRS PFIA TRAINING BY TEXAS CLASS, 5 HRS 10-25-2024 HILLTOP SECURITIES 05/20/25 & 05/22/25 8 HRS PFIA TRAINING BY TEXAS CLASS								
OPERATING ACCOUNT	INVEST ANY EXCESS FUNDS IN DEMAND ACCT INTO TEXPOOL OR TX CLASS OR CERTIFICATE OF DEPOSITS OR PURCHASE US TREASURY BILLS, NOTES								
THIS REPORT AND THE DISTRICT'S INVESTMENT POLICY ARE SUBMITTED TO THE BOARD FOR ITS REVIEW AND TO MAKE ANY CHANGES THERETO AS DETERMINED BY THE BOARD TO BE NECESSARY AND PRUDENT FOR THE MANAGEMENT OF DISTRICT'S FUNDS. THE INVESTMENTS ARE IN COMPLIANCE WITH THE INVESTMENT POLICY.									
I, Claudia Redden, hereby certify that, pursuant to Senate Bill 253 and in connection with the preparation of this investment report, I have reviewed the divestment lists prepared and maintained by the Texas Comptroller of Public Accounts, and the District does not own direct or indirect holdings in any companies identified on such lists.									
INVESTMENT OFFICER'S SIGNATURE					BOOKKEEPER'S SIGNATURE				