

HARRIS COUNTY MUNICIPAL UTILITY DISTRICT NO. 286

Minutes of Board of Directors Meeting

April 7, 2025

ACTIONS TAKEN

1. The Board approved the minutes of the March 3, 2025, meeting.
2. The Board approved the Bookkeeper's Report as presented by Claudia Redden & Associates, L.L.C., including the checks presented for payment.
3. The Board approved the Operations and Maintenance Report presented by Inframark.
4. The Board adopted a Resolution Authorizing an Additional Penalty on Delinquent Taxes.
5. The Board authorized the Operator to prepare a draft Consumer Confidence Report.
6. The Board approved the Engineering Report presented by Eby Engineers, Inc.
7. The Board approved the Tax Assessor-Collector's Report as presented by Utility Tax Service L.L.C., including the checks presented for payment.
8. The Board adopted the Resolution Adopting Prevailing Wage Rate Scale for Construction Projects.

The Board of Harris County Municipal Utility District No. 286 ("District") met in regular session at 13850 Cutten Road, Houston, Harris County, Texas 77069 on April 7, 2025, in accordance with the duly posted notice of meeting, and the roll was called of the officers and members of said Board of Directors, as follows:

David Geaslen, President
Michael Rhodes, Vice President
Steve Garner, Secretary
Rosalind Theriot, Assistant Secretary
Becky Campbell, Assistant Secretary

All of said persons were present, except Director Rhodes, therefore constituting a quorum.

Also present were Claudia Redden of Claudia Redden & Associates L.L.C.; Dennis Eby of Eby Engineers, Inc. ("Eby"); Robert Cardenas of Inframark; David Rowe and Dennis Wright of Water District Management Co., Inc. ("WDM"); Jaclyn Smith of Utility Tax Service, L.L.C. ("UTS"); and Kara Richardson of Marks Richardson PC ("MRPC").

The President called the meeting to order.

APPROVAL OF MINUTES

As the first order of business, the Board considered approval of the minutes of the Board of Directors meeting held on March 3, 2025. After discussion, Director Theriot made a motion to approve the minutes of the March 3, 2025, Board of Directors meeting, as presented. Director Campbell seconded the motion, which carried unanimously.

STATUS OF SECURITY SERVICES WITH HARRIS COUNTY SHERIFF'S OFFICE

The Board next deferred consideration of the status of security services with the HCSO as no deputy was present at the meeting.

The Board next considered the status of security monitoring services. No one present had anything new to report.

BOOKKEEPING REPORT

The Board next considered the Bookkeeper's Report. Ms. Redden reviewed the Bookkeeping Report (**Exhibit A**), including the checks presented for payment. Director Geaslen requested that payments related to the blower repair come out of the construction account. After discussion, Director Garner made a motion to approve the Bookkeeper's Report, including the checks presented for payment. Director Theriot seconded the motion, which carried unanimously.

OPERATIONS REPORT

The Board next considered the Operations and Maintenance Report (**Exhibit B**).

Mr. Cardenas reported on the remaining amounts to be paid by the Federal Emergency Management Agency ("FEMA") totaling approximately \$150,000. He stated that Inframark has provided all requested information to FEMA. Mr. Cardenas stated that Inframark would provide all information related to the outstanding FEMA claim to WDM for further handling.

Mr. Cardenas stated that water accountability was 97.8% for the past month. He also stated that there were no excursions over the past month.

Mr. Cardenas reported that the repair to blower no. 4 at the WWTP is complete. He stated that Inframark is removing the markup on the blower repair.

After discussion, Director Theriot made a motion to approve the Operations and Maintenance Report, as presented. Director Garner seconded the motion, which carried unanimously.

Mr. Wright then stated that the transition of operating services from Inframark to WDM has gone smoothly.

He stated that WDM had issues with the autodialers and noted that they will likely need to be repaired which will cost approximately \$1,500. Mr. Wright stated that he will coordinate with Director Garner once WDM receives the final cost estimate for the repair.

Mr. Wright reported on the repair of the booster pump at the Water Plant. He stated that the booster pump is being repaired and will be installed once repair is complete.

Mr. Wright reported that Mr. Eby showed WDM the locations of all of the District interconnects.

Mr. Rowe reported that WDM received a call from a customer who was concerned about their water bill payment being mailed to Inframark rather than WDM. Mr. Rowe recommended that the Board defer water terminations for at least a month in the event that customers send payments to Inframark rather than WDM. Mr. Wright stated that there are currently fifteen (15) customers on the disconnection list and that some of those listed may have mailed payments to Inframark. After discussion, the Board unanimously agreed to instruct WDM to delay all disconnections of water service for one (1) month.

COMMENTS FROM THE PUBLIC

The Board next deferred comments from the public as no members of the public were present.

RESOLUTION AUTHORIZING ADDITIONAL PENALTY ON DELINQUENT TAXES

Ms. Richardson next advised the Board that, pursuant to Section 33.07 of the Tax Code, as amended, the Board is authorized to impose, under certain conditions, an additional penalty not to

exceed twenty percent (20%) of the total taxes, penalty and interest due to the District on July 1 on taxes that remain delinquent as of July 1 of the year in which they become delinquent. After discussion, Director Theriot made a motion to adopt the Resolution Authorizing Additional Penalty on Delinquent Taxes (**Exhibit C**). Director Campbell seconded the motion, which carried unanimously.

CONSUMER CONFIDENCE REPORT

The Board next considered authorizing the operator to prepare a draft Consumer Confidence Report. After discussion, Director Theriot made a motion to authorize the operator to prepare a draft Consumer Confidence Report for review by the Board. Director Campbell seconded the motion, which carried unanimously.

STATUS OF CONSTRUCTION OF PICKLEBALL COURT AT LAKEWOOD CROSSING PARK

Mr. Eby next reported on the status of the construction contract with My Backyard Sports for construction of a pickleball court at Lakewood Crossing Park. He stated that he has had issues with the subcontractor not showing up and spoke with the owner regarding the matter. Mr. Eby stated that the contractor hired another subcontractor to finish the project due to the lack of progress by the initial subcontractor. He stated that the new subcontractor is doing a much better job. Mr. Eby stated that the subcontractor is supposed to remove the stabilized sand this week and is expected to finish in a couple weeks.

ENGINEERING REPORT

The Board next considered the Engineering Report (**Exhibit D**).

The Board next discussed the missing spring rider at Lakewood Crossing Park and the replacement of same. Mr. Eby stated that the new spring rider has been ordered. He stated that he received an additional quote from another company, but it was more than the quote received from Fun Abounds, so he placed the order with Fun Abounds. Mr. Eby stated that he discussed the matter with Director Campbell, and she approved of same.

Mr. Eby then stated that he has not yet received the Water Plant No. 1 monthly checklist for the month of March from TYEG nor the related invoice.

Mr. Eby next reported on the screen repair at the WWTP. He stated that he met with Mr. David Neil of Neil Technical Services at the WWTP and also spoke with Mr. Jeff Cotten of Inframark who both advised that the screen is basically obsolete and breaks down often requiring expensive repairs. Mr. Eby stated that he would not recommend repairing it, and noted that replacement of the screen would likely cost approximately \$200,000. He stated that it would be easy for the operator to manually rake the screen on an ongoing basis since there isn't a lot of material that comes through the screen. Mr. Eby recommended replacing the influent screen support box as the sides are rusting out, and he noted that same would cost approximately \$14,000. He stated that he will coordinate with WDM to determine options for same.

Mr. Eby received correspondence from Mexcor indicating their intent to operate a computing facility requiring approximately one million gallons per day of water. He stated that he is not sure if that requirement is in addition to the volume of water they are currently using, but noted that it is possible that it might put the District close to its maximum wastewater treatment plant capacity. Mr. Eby recommended that he complete a feasibility study on each building with the costs for same paid for by Mexcor. Ms. Richardson suggested that Mr. Eby ensure that Mexcor pay all outstanding engineering fees related to the prior inspections plus the deposit amount for the feasibility study prior to starting work on the study.

Mr. Eby then reported that he received a request for engineering information for another potential company to be located on Compaq Center Drive. He noted that the request appears to indicate that the planned development is also some type of computing facility and that this may further complicate the District's available capacity. Mr. Eby stated that he contacted the owners of that building regarding the planned development and their potential capacity requirements.

After discussion, Director Campbell made a motion to approve the Engineering Report. Director Theriot seconded the motion, which carried unanimously.

Director Geaslen reported that HCSO removed the current patrol officer from the District's contract which is why she is not in attendance at today's meeting.

TAX ASSESSOR-COLLECTOR REPORT

The Board next considered the Tax Assessor-Collector Report. Ms. Smith presented the attached Tax Assessor-Collector Report (**Exhibit E**) dated March 31, 2025. She reviewed the total receivables, the cash balance, disbursements, and checks as reflected in the report. Ms. Smith stated that UTS sent the sales tax update to the City of Houston. Ms. Eby asked whether data centers pay sales tax and Ms. Smith stated that she is not sure. After discussion of the report, Director Theriot made a motion to approve the Tax Assessor-Collector Report as presented, and to approve the checks identified in the report for payment. Director Campbell seconded the motion, which carried unanimously.

ANNUAL REVIEW OF RESOLUTION ADOPTING PREVAILING WAGE REATE SCALE FOR CONSTRUCTION PROJECTS


The Board next considered the annual review of the Resolution Adopting Prevailing Wage Rate Scale for Construction Projects and consideration of authorizing a survey of wages. Ms. Richardson presented the attached spreadsheets reflecting the Prevailing Wage Rates for Construction Projects of the United States Department of Labor and Harris County and reviewed the Resolution with the Board. After discussion, Director Garner made a motion to adopt the Resolution Adopting Prevailing Wage Rate Scale for Construction Projects (**Exhibit F**) based on the Department of Labor rates. Director Theriot seconded the motion, which unanimously carried.

ITEMS FOR FUTURE AGENDAS

The Board next considered matters for possible placement on future agendas. The Board requested that an item be added to the agenda for the next meeting to consider a discussion regarding a change in the monthly meeting date. The Board stated that the next meeting will be held on May 5, 2025.

ADJOURNMENT OF BOARD MEETING

There being no further business to come before the meeting, it was adjourned.

A handwritten signature in cursive script, appearing to read "Steve Sarno", written over a horizontal line.

Secretary, Board of Directors

LIST OF EXHIBITS

April 7, 2025

Exhibit A	Bookkeeping Report
Exhibit B	Operator's Report
Exhibit C	Resolution Authorizing an Additional Penalty on Delinquent Real Property Taxes
Exhibit D	Engineering Report
Exhibit E	Resolution Adopting Prevailing Wage Rate Scale for Construction Projects
Exhibit F	Tax Assessor Collector's Report

HARRIS COUNTY

MUNICIPAL UTILITY DISTRICT

No. 286

MONDAY ~ APRIL 07, 2025



PREPARED BY:
CLAUDIA REDDEN & ASSOCIATES, LLC
P.O. BOX 11890
SPRING, TEXAS 77391-1890
TELEPHONE: 281-440-9400 FAX: 281-379-1428
ClaudiaRedden@aol.com

4/7/2025

HARRIS COUNTY MUNICIPAL UTILITY DISTRICT NO. 286

04/07/2025	3206	MICHAEL L. RHODES	03/05/2025 SPECIAL MEETING	(204.08)
04/07/2025	3207	REBECCA CAMPBELL	03/05/2025 SPECIAL MEETING	(204.10)
04/07/2025	3208	ROSALIND. THERIOT	03/05/2025 SPECIAL MEETING	(204.10)
04/07/2025	3209	STEPHEN J. GARNER	03/05/2025 SPECIAL MEETING	(204.10)
04/07/2025	3167	DIRECT ENERGY BUSINESS	CK# 3167, DTD 02/26/2025- JANUARY 2025- 01/17/2025 TO 02/17/2025-14902 A JONES RD	(4,535.35)
04/07/2025	3168	DIRECT ENERGY BUSINESS	CK# 3168, DTD 03/05/2025; JANUARY 2025 UTILITIES- 01/22/2025 - 02/19/2025	(5,040.01)
04/07/2025	3169	CENTERPOINT ENERGY	CK# 3169, DTD 03/24/2025; 14602 JONES RD- 02/18/2025 TO 03/18/2025- MARCH 2025	(37.83)
04/07/2025	3170	CENTERPOINT ENERGY	CK# 3170; ACCT: 6402298549-9- DTD 02/28/2025; 11224 1/2 COMPAQ CENTER WEST- FEBRUARY 2025- 01/27...	(36.09)
04/07/2025	3171	CENTERPOINT ENERGY	CK# 3171, DTD 03/20/2025, 14902 JONES RD- 02/14/2025 TO 03/14/2025	(43.93)
04/07/2025	3172	AT and T MOBILITY	CK # 3172, DTD 03/07/2025- MARCH 2025	(77.52)
04/07/2025	3173	COMCAST (COMPAQ CNTR)	CK# 3173, DTD 03/12/2025, MARCH 2025	(148.91)
04/07/2025	3174	COMCAST (PARK RIVER)	CK# 3174; DTD. 02/28/2025, 11318 PARK RIVER (WATER PLANT), MARCH 2025	(112.40)
04/07/2025	3175	COMCAST (CYPRESSWOOD TRAIL)	CK# 3175; ACCT: DTD 03/18/2025- MARCH 2025	(131.45)
04/07/2025	3176	BRIAN GARDENS LAWN CARE, LLC	CK# 3176, INV. 24987, DTD. 03/01/2025, MONTHLY MAINTENANCE, SPRINKLER SYSTEM CHECK- MARCH 2025	(4,993.86)
04/07/2025	3177	TOUCHSTONE DISTRICT SERVICES, LLC	CK# 3177: INV. 8064, DTD 03/15/2025; MONTHLY WEBSITE HOSTING & MAINTENANCE & TEXT ALERTS	(430.00)
04/07/2025	3178	TOUCHSTONE DISTRICT SERVICES, LLC	CK# 3178: INV. 8093, DTD 03/26/2025; COMMUNICATION REPORT, EMAIL, OPERATOR CHANGE NOTIFICATIONS	(128.50)
04/07/2025	3179	ADVANTAGE SECURITY INTEGRATION, LTD	CK# 3179, INV. 5585, DTD 04/01/2025; EYEFORCE REMOTE VIDEO MONITORING	(920.00)
04/07/2025	3180	WASTE MANAGEMENT	CK# 3180, CUST. ID: 7-41065-63008, INV: 7934076-0011-3, DTD. 03/25/2025; APRIL 2025, GARBAGE COL...	(246.71)
04/07/2025	3181	TEXAS PRIDE DISPOSAL SOLUTIONS, LLC	CK# 3181; CUST: 10-9991438-3, INV. 1743036, DTD 02/28/2025; 266 HOMES @ \$23.550- FEBRUARY 2025	(6,326.94)
04/07/2025	3182	WATER UTILITY SERVICES, INC.	CK# 3182, INV. 97591, DTD. 02/28/2025, BACT. SAMPLING & ANALYSIS & NITRIFICATION MONITORING	(1,145.00)
04/07/2025	3183	WATER UTILITY SERVICES, INC.	CK# 3183, INV. 97372, DTD. 02/24/2025, 250 MAGNEIUM HYDROXIDE	(1,300.00)
04/07/2025	3184	R & C JOY INC.	CK# 3164; INV. 17616, DTD 03/13/2025; LABS- FEBRUARY 2025	(996.75)
04/07/2025	3185	PVS DX, INC.	CK# 3165, INV. DE05001742-25, DTD. 02/28/2025, CHLORINE, 150# CYL	(72.00)
04/07/2025	3186	PVS DX, INC.	CK# 3186, INV. DE05001396-25, DTD. 02/28/2025, CHLORINE, 150# CYL	(32.00)
04/07/2025	3187	PVS DX, INC.	CK# 3167, INV. 057003838-25, DTD. 03/12/2025, 1 CHLORINE, 150# CYL	(189.88)
04/07/2025	3188	WATER UTILITY SERVICES, INC.	CK# 3188, INV. 98196, DTD. 03/25/2025, 200 MAGNEIUM HYDROXIDE	(1,040.00)
04/07/2025	3189	PVS DX, INC.	CK# 3189, INV. 057003127-25, DTD. 03/03/2025, 4 CHLORINE, 150# CYL	(759.48)

4/7/2025

HARRIS COUNTY MUNICIPAL UTILITY DISTRICT NO. 286

04/07/2025	3190	HAWKINS, INC.	CK# 3190, INV. 7011257, DTD. 03/18/2025, 65 AS4000 & 330 AZONE 15	(1,741.75)
04/07/2025	3191	G-M INSPECTION SERVICES, INC.	CK# 3191, INV. 25109, DTD. 03/04/2025, WELL # 2- COMPLETE WELL PERFORMANCE TESTING ON WELL AND W...	(600.00)
04/07/2025	3192	CULLIGAN OF HOUSTON	CK# 3192, INV. 1859986, DTD. 01/25/2025, CI SVC CONT LEVEL 1- 02/01/2025 TO 02/28/2025	(32.55)
04/07/2025	3193	CULLIGAN OF HOUSTON	CK# 3193, INV. 1867752, DTD. 02/25/2025, CI SVC CONT LEVEL 1- 03/01/2025 TO 03/31/2025	(32.55)
04/07/2025	3194	CULLIGAN OF HOUSTON	CK# 3194, INV. 1875064, DTD. 03/25/2025, CI SVC CONT LEVEL 1- 04/01/2025 TO 04/30/2025	(32.55)
04/07/2025	3195	NORTH HARRIS CO REG WTR AUTHORITY	CK# 3195; FEBRUARY 2025- 251,000 @ 2.60 GROUND WTR & 4,975,000 @ 3.05 SURFACE WATER LESS CHLORAM...	(13,521.07)
04/07/2025	3196	CYPRESS CREEK FLOOD CONTROL COALITION	CK# 3196; APRIL 2025 DONATION	(140.00)
04/07/2025	3197	MARKS RICHARDSON, PC	CK# 3197, INV. 03093, FILE #4286-10, DTD. 04/02/2025, MARCH 2025- GENERAL LEGAL	(13,123.62)
04/07/2025	3198	CLAUDIA REDDEN & ASSOCIATES, LLC	CK# 3198, INV. 5377, DTD. 04/01/2025, BOOKKEEPING FEES & EXPENSES	(2,416.10)
04/07/2025	3199	VOIDED	VOIDED	0.00
04/07/2025	3210	HARRIS COUNTY TREASURER	CK# 3210, CUST. # 3989, MAY 2025 LAW ENFORCEMENT SERVICES	(10,342.00)
04/07/2025	3211	CAMPIONI RESTAURANT	04/07/2025 SPECIAL MEETING EXPENSES	0.00
04/07/2025	3212	DIRECT ENERGY BUSINESS (1704627)	CK# 3212, ACCT: 1704627, DTD 03/26/2025- FEBRUARY 2025- 02/18/2025 TO 03/18/2025- 14902 A JONES RD	(4,193.85)
04/07/2025	3213	EBY ENGINEERS INC.	CK# 3213; INV. 25-5-042, DTD 04/04/2025, JOB 14-01-00, REGARDING PROPOSED PICKLEBALL COURT @ PAR...	(4,438.81)
04/07/2025	3214	EBY ENGINEERS INC.	CK# 3214; INV. 25-4-041, DTD 04/04/2025, JOB 14-01-00, GENERAL ENGINEERING- FEBRUARY 2025	(3,013.23)
04/07/2025	3215	TYEG, LLC	CK# 3215; INV. T000006, DTD 01/29/2025; WELL- INSPECT FLARE STACK & ANCILIARY EQUIPMENT- JANUARY 2025	(1,390.00)
04/07/2025	3216	INFRAMARK, LLC	CK#3199, MARCH 2025 OPERATOR BILL, INV. 1159603, DTD. 03/26/2025	(50,368.35) (137,730.69)
ENDING BALANCE IN CENTRAL BANK DEMAND ACCOUNT				<u>\$ 58,824.23</u>

TEXPOOL

ENDING BALANCE FROM LAST CHECK LIST	\$ 5,406,585.96
ADDED: WIRE TRANSFER	0.00
ADDED: INTEREST INCOME FROM VERITEX BANK VIA TEXPOOL	1,994.43
ADDED: INTEREST INCOME	20,134.30
LESS: WIRE TRANSFER	(50,000.00)
ENDING BALANCE	<u>\$ 5,378,714.69</u>

CAVANAL HILL GOV SEC PREMIER - MONEY MKT

ENDING BALANCE FROM LAST CHECK LIST	\$ 1,214.30
ADDED: OTHER	0.00
ADDED: INTEREST INCOME	0.00
LESS: WIRE TRANSFER	0.00
ENDING BALANCE	<u>\$ 1,214.30</u>

4/7/2025

HARRIS COUNTY MUNICIPAL UTILITY DISTRICT NO. 286

FIRST FINANCIAL BK - MONEY MKT ACCT - TIED TO TEXPOOL RATES

ENDING BALANCE FROM LAST CHECK LIST	0.0000%	\$ 238,329.44
ADDED: DEPOSITS		0.00
ADDED: INTEREST INCOME	INTEREST INCOME - 02/28/2025	796.07
LESS: WIRE TRANSFER FEE CHARGED BY FIRST FINANCIAL BANK		0.00
LESS: WIRE TRANSFER	TO TEXPOOL TO REDUCE BALANCES	0.00
ENDING BALANCE		\$ 239,125.51

TEXAS CLASS

ENDING BALANCE FROM LAST CHECK LIST		\$ 5,731,915.77
ADDED:	INTEREST INCOME - 03-31-2025	21,812.68
ADDED: MAINTENANCE TAX TRANSFER	MAINTENANCE TAX TRANSFER - 03/12/2025	70,000.00
ADDED: MAINTENANCE TAX TRANSFER	MAINTENANCE TAX TRANSFER - 04/09/2025	5,000.00
ENDING BALANCE		\$ 5,828,728.45

INVESTMENTS

<u>ISSUE DATE</u>	<u>MATURITY DATE</u>	<u>INSTITUTION</u>	<u>RATE</u>	<u>CURRENT AMOUNT</u>
5/29/2024	5/15/2025	219,000 FACE-US T BILLS-HELD @ PERSHING-BK ENTRY	5.120	208,635.96
12/21/2024	12/21/2025	VERITEX COMMUNITY BANK	4.300	240,000.00
TOTAL CERTIFICATES OF DEPOSITS				\$ 448,635.96

TOTAL OPERATING FUNDS

\$ 11,955,243.14

LESS: CUSTOMER DEPOSITS (23,956.00)

LESS: TRANSFER FOR CAPITAL ALLOCATIONS FOR FUTURE PROJECTS (1,728,900.48)

NET OPERATING FUNDS AVAILABLE TO DISTRICT

\$ 10,202,386.66

NOTE: Mexcor Backcharges for STP issue

2582	Eby Engineers, Inc., Invoice 23-4-043, 03/27/2024, STP issue pollutant into sewer	\$ 2,016.45
2633	Eby Engineers, Inc., Invoice 23-4-053, 05/02/2024, STP issue pollutant into sewer	494.00
		\$ 2,510.45

HARRIS COUNTY MUNICIPAL UTILITY DISTRICT NO. 286

HISTORICAL NET OPERATING FUNDS AVAILABLE TO DISTRICT

		VARIANCES			
03/07/11	1,912,317.87			04/02/18	4,844,887.35
04/04/11	1,775,642.06	(136,875.81)		05/07/18	4,877,189.02
05/02/11	1,875,580.88	(100,061.20)		06/10/2018	4,725,301.89
06/06/11	1,596,974.54	(78,806.32)		07/02/2018	4,695,489.84
07/11/11	1,589,608.34	(7,368.20)		08/06/2018	4,675,113.33
08/01/11	1,532,871.95	(58,734.39)		09/10/2018	4,697,382.00
09/12/11	1,835,814.64	102,942.69		10/01/2018	4,708,857.43
10/03/11	1,545,820.43	(89,994.21)		11/05/2018	4,760,454.60
11/07/11	1,464,123.85	(81,696.58)		12/03/2018	4,811,812.14
12/05/11	1,497,829.90	33,706.05		01/07/2019	5,088,059.08
01/09/12	1,428,602.64	(69,227.26)		02/04/2019	5,224,620.07
02/06/12	1,505,000.05	76,406.41		3/4/2019	5,753,384.80
03/05/12	1,722,558.85	217,549.60		04/01/19	5,854,381.73
04/02/12	1,769,727.01	37,168.36		05/06/19	5,959,929.20
05/07/12	1,775,580.26	15,863.25		06/03/19	6,090,406.25
06/04/12	1,754,486.49	(21,103.77)		07/01/19	6,378,150.69
07/09/12	1,888,878.80	132,392.31		08/01/19	6,413,698.95
08/06/12	1,907,444.45	20,565.65		09/01/19	6,428,751.22
09/10/12	1,919,511.44	12,066.99		10/07/19	6,355,765.59
10/01/12	1,887,005.14	(32,506.30)		11/04/19	6,551,589.16
11/05/12	1,871,445.62	(15,559.52)		12/02/19	6,803,575.42
12/03/12	1,933,410.80	61,964.98		01/06/20	6,369,614.64
01/07/13	1,947,187.03	13,776.43		02/03/20	6,263,380.65
02/04/13	2,027,852.46	8.00		03/02/20	6,265,529.70
03/11/13	2,071,439.35	43,586.89		04/06/20	6,066,809.06
04/01/13	2,477,462.14	406,022.79		05/04/20	5,930,425.99
05/06/13	2,440,395.83	(37,066.31)		06/01/20	5,693,536.18
06/03/13	2,564,834.73	124,436.90		07/01/20	5,632,526.15
07/01/13	2,559,667.79	(5,166.94)		08/05/20	5,490,235.35
08/01/13	2,489,893.57	(69,774.22)		09/07/20	5,485,102.58
09/01/13	2,518,849.83	28,956.26		10/05/20	5,366,869.77
10/07/13	2,523,839.08	4,989.25		11/02/20	5,293,506.40
11/04/13	2,683,684.30	159,845.22		12/06/20	5,313,073.59
12/02/13	2,223,868.78	(459,815.52)		01/04/21	5,372,885.53
01/06/14	2,209,541.49	(14,327.29)		02/01/21	5,446,238.76
02/03/14	2,310,950.29	101,408.80		03/01/21	5,798,655.65
03/03/14	2,294,222.32	(16,727.97)		04/05/21	5,916,641.07
04/07/14	2,859,619.15	565,396.83		05/03/21	5,858,803.20
05/05/14	2,801,302.02	(58,317.13)		06/07/21	5,781,292.06
06/02/14	2,839,585.33	38,283.31		07/06/21	5,785,100.24
07/07/14	2,839,790.03	224.70		08/06/21	5,789,691.39
08/04/14	2,811,921.23	(27,868.80)		09/07/21	5,893,304.70
09/08/14	2,798,838.31	(13,082.92)		10/04/21	5,772,521.22
10/06/14	2,793,972.73	(4,865.58)		11/01/21	5,730,602.40
11/03/14	2,783,077.29	(10,895.44)		12/1/2021	5,721,078.39
12/01/14	2,886,754.72	103,677.43		1/3/2022	5,811,722.39
01/01/15	2,915,841.92	27,087.20		2/1/2022	5,803,239.92
02/02/15	2,897,189.37	(18,642.55)		3/1/2022	5,928,820.56
03/02/15	3,139,088.19	241,888.82		4/4/2022	6,354,020.94
04/06/15	3,662,653.63	523,565.44		5/4/2022	6,299,158.58
05/04/15	3,655,919.77	(6,733.86)		6/6/2022	6,274,107.95
06/01/15	3,630,647.69	(25,272.08)		7/5/2022	6,266,516.65
07/06/15	3,558,856.25	(71,791.44)		8/1/2022	6,490,567.76
08/03/15	3,512,187.47	(46,668.78)		9/6/2022	6,537,185.60
09/08/15	3,439,274.07	(72,913.40)		10/3/2022	6,489,384.99
10/05/15	3,353,873.84	(85,400.23)		11/7/2022	6,574,093.29
11/02/15	3,329,098.37	(24,775.47)		12/5/2022	6,999,373.22
12/07/15	3,295,485.20	(33,608.84)		1/3/2023	7,178,889.33
01/04/16	3,212,378.31	(83,106.89)		2/6/2023	7,588,450.33
02/01/16	3,684,599.16	472,220.85		3/6/2023	7,947,500.08
03/07/16	3,592,949.64	(91,649.52)		4/3/2023	8,141,314.12
04/04/16	3,497,311.80	(95,637.84)		5/1/2023	8,858,478.19
05/02/16	3,404,919.68	(92,392.12)		6/5/2023	8,966,496.54
06/06/16	3,368,379.42	(36,540.26)		7/10/2023	9,347,527.53
07/05/16	3,292,525.77	(76,853.65)		8/7/2023	9,385,957.33
08/01/16	3,189,815.23	(102,710.54)		9/11/2023	9,338,146.51
09/12/16	3,081,817.82	(107,997.41)		10/9/2023	9,283,588.72
10/03/16	3,016,832.39	(64,985.43)		11/8/2023	9,429,878.17
11/07/16	2,897,827.35	(119,005.04)		12/4/2023	9,503,162.63
12/05/16	2,922,813.75	24,986.40		1/8/2024	9,538,784.34
01/02/17	3,025,008.31	102,194.56		2/5/2024	9,719,312.83
02/06/17	2,991,096.49	(33,911.82)		3/4/2024	9,758,788.93
03/07/17	3,724,101.77	732,405.28		4/1/2024	10,011,326.88
04/03/17	3,744,945.49	20,843.72		5/6/2024	10,034,440.85
05/01/17	3,917,057.13	172,111.64		6/3/2024	10,063,091.97
06/05/17	4,181,936.92	264,878.79		7/1/2024	9,980,692.29
07/06/17	4,224,311.79	42,374.87		8/5/2024	9,921,880.34
08/07/17	3,958,739.08	(265,572.71)		9/3/2024	10,260,961.73
09/11/17	4,009,765.64	51,026.56		10/7/2024	10,193,670.93
10/2/2017	3,929,235.10	(80,530.54)		11/3/2024	10,363,060.17
11/06/17	4,185,452.20	236,217.10		12/2/2024	10,088,640.51
12/04/17	4,115,347.16	(50,105.04)		1/6/2025	9,956,399.11
01/02/18	4,031,459.42	(83,887.74)		2/3/2025	9,929,312.45
02/05/18	4,305,958.71	274,499.28		3/3/2025	10,125,005.69
03/05/18	4,812,265.67	506,296.96		4/7/2025	10,202,388.66
					32,831.88
					(187,698.33)
					48,112.87
					(29,811.85)
					(20,376.51)
					22,288.87
					12,475.43
					50,587.17
					51,357.54
					274,246.94
					138,560.99
					528,764.73
					100,996.93
					105,647.47
					130,477.05
					287,744.44
					35,548.26
					15,052.27
					(72,985.63)
					195,823.57
					51,986.26
					(233,960.78)
					(106,223.99)
					2,139.05
					(198,720.64)
					(136,383.07)
					(238,889.81)
					(61,010.03)
					(142,290.80)
					(25,132.77)
					(98,232.81)
					(73,363.37)
					19,567.19
					59,811.94
					73,353.23
					352,416.89
					117,985.42
					(60,037.87)
					(75,311.14)
					3,808.18
					4,591.15
					103,513.31
					(120,183.48)
					(41,918.82)
					(9,524.01)
					90,644.00
					(8,482.47)
					125,580.64
					425,200.38
					(54,862.38)
					(25,050.61)
					(7,591.30)
					224,051.11
					46,517.84
					(48,890.61)
					85,698.30
					425,289.93
					179,518.11
					409,581.00
					359,049.75
					193,814.04
					717,164.07
					108,020.35
					381,028.99
					38,429.80
					(47,810.82)
					(54,557.79)
					146,289.45
					73,284.46
					35,621.71
					180,528.49
					39,476.10
					252,537.95
					23,113.77
					18,651.32
					(72,399.68)
					(58,811.95)
					339,081.39
					(67,290.80)
					169,389.24
					(274,419.66)
					(132,241.40)
					(27,086.66)
					165,693.24
					77,380.97

HARRIS COUNTY MUNICIPAL UTILITY DISTRICT NO. 286

HARRIS COUNTY MUD 286

FUNDS SET ASIDE FOR CAPITAL ALLOCATIONS

Sep-10	\$	10,000.00	Jan-17	40,000.00	May-23	40,000.00
Oct-10		10,000.00	Feb-17	40,000.00	Jun-23	40,000.00
Nov-10		10,000.00	Mar-17	40,000.00	Jul-23	40,000.00
Dec-10		10,000.00	Apr-17	40,000.00	Aug-23	40,000.00
Jan-11		10,000.00	May-17	40,000.00	Sep-23	40,000.00
Feb-11		10,000.00	Jun-17	40,000.00	Oct-23	40,000.00
Mar-11		10,000.00	Jul-17	40,000.00	Nov-23	40,000.00
Apr-11		10,000.00	Aug-17	40,000.00	Dec-23	40,000.00
May-11		10,000.00	Sep-17	40,000.00	Jan-24	40,000.00
Jun-11		10,000.00	Oct-17	40,000.00	Feb-24	40,000.00
Jul-11		10,000.00	Nov-17	40,000.00	Mar-24	40,000.00
Aug-11		10,000.00	Dec-17	40,000.00	Apr-24	40,000.00
Sep-11		10,000.00	Jan-18	40,000.00	May-24	40,000.00
Oct-11		10,000.00	Feb-18	40,000.00	May-24	40,000.00
Nov-11		10,000.00	Mar-18	40,000.00	Jun-24	40,000.00
Dec-11		10,000.00	Apr-18	40,000.00	Jul-24	40,000.00
Jan-12		10,000.00	May-18	40,000.00	Aug-24	40,000.00
Feb-12		10,000.00	Jun-18	40,000.00	Sep-24	40,000.00
Mar-12		10,000.00	Jul-18	40,000.00	Oct-24	40,000.00
Apr-12		10,000.00	Aug-18	40,000.00	Nov-24	40,000.00
May-12		10,000.00	Sep-18	40,000.00	Dec-24	40,000.00
Jun-12		10,000.00	Oct-18	40,000.00	Jan-25	40,000.00
Jul-12		10,000.00	Nov-18	40,000.00	Feb-25	40,000.00
Aug-12		10,000.00	Dec-18	40,000.00	Mar-25	40,000.00
Sep-12		10,000.00	Jan-19	40,000.00	Apr-25	40,000.00
Oct-12		10,000.00	Feb-19	40,000.00	May-25	
Nov-12		10,000.00	Mar-19	40,000.00	Jun-25	
Dec-12		10,000.00	Apr-19	40,000.00	Jul-25	
Jan-13		10,000.00	May-19	40,000.00	Aug-25	
Feb-13		10,000.00	Jun-19	40,000.00	Sep-25	
Mar-13		10,000.00	Jul-19	40,000.00	Oct-25	
Apr-13		10,000.00	Aug-19	40,000.00	Nov-25	
May-13		10,000.00	Sep-19	40,000.00	Dec-25	
Jun-13		10,000.00	Oct-19	40,000.00	Jan-26	
Jul-13		10,000.00	Nov-19	40,000.00	Feb-26	
Aug-13		10,000.00	Dec-19	40,000.00	Mar-26	
Sep-13		10,000.00	Jan-20	40,000.00	Apr-26	
Oct-13		10,000.00	Feb-20	40,000.00	May-26	
Nov-13		10,000.00	Mar-20	40,000.00	Jun-26	
Dec-13		10,000.00	Apr-20	40,000.00	Jul-26	
Jan-14		40,000.00	May-20	40,000.00	Aug-26	
Feb-14		40,000.00	Jun-20	40,000.00	Sep-26	
Mar-14		40,000.00	Jul-20	40,000.00	Oct-26	
Apr-14		40,000.00	Aug-20	40,000.00	Nov-26	
May-14		40,000.00	Sep-20	40,000.00	Dec-26	
Jun-14		40,000.00	Oct-20	40,000.00	Jan-27	
Jul-14		40,000.00	Nov-20	40,000.00	Feb-27	
Aug-14		40,000.00	Dec-20	40,000.00	Mar-27	
Sep-14		40,000.00	Jan-21	40,000.00	Apr-27	
Oct-14		40,000.00	Feb-21	40,000.00	May-27	
Nov-14		40,000.00	Mar-21	40,000.00	Jun-27	
Dec-14		40,000.00	Apr-21	40,000.00	Jul-27	
Jan-15		40,000.00	May-21	40,000.00	Aug-27	
Feb-15		40,000.00	Jun-21	40,000.00	Sep-27	
Mar-15		40,000.00	Jul-21	40,000.00	Oct-27	
Apr-15		40,000.00	Aug-21	40,000.00	Nov-27	
May-15		40,000.00	Sep-21	40,000.00	Dec-27	
Jun-15		40,000.00	Oct-21	40,000.00	Jul-28	
Jul-15		40,000.00	Nov-21	40,000.00	Aug-28	
Aug-15		40,000.00	Dec-21	40,000.00	Sep-28	
Sep-15		40,000.00	Jan-22	40,000.00	Oct-28	
Oct-15		40,000.00	Feb-22	40,000.00	Nov-28	
Nov-15		40,000.00	Mar-22	40,000.00	Dec-28	
Dec-15		40,000.00	Apr-22	40,000.00		
Jan-16		40,000.00	May-22	40,000.00		
Feb-16		40,000.00	Jun-22	40,000.00		
Mar-16		40,000.00	Jul-22	40,000.00		
Apr-16		40,000.00	Aug-22	40,000.00		
May-16		40,000.00	Sep-22	40,000.00		
Jun-16		40,000.00	Oct-22	40,000.00		
Jul-16		40,000.00	Nov-22	40,000.00		
Aug-16		40,000.00	Dec-22	40,000.00		
Sep-16		40,000.00	Jan-23	40,000.00		
Oct-16		40,000.00	Feb-23	40,000.00		
Nov-16		40,000.00	Mar-23	40,000.00		
Dec-16		40,000.00	Apr-23	40,000.00		

TOTAL FUNDS SET ASIDE FOR CAPITAL ALLOCATIONS	\$	5,880,000.00
---	----	--------------

4/7/2025

HARRIS COUNTY MUNICIPAL UTILITY DISTRICT NO. 286

Less:

ON GOING CAPITAL PROJECTS EXPENSES

2/6/2012	8253	BLASTCO TEXAS, INC.	(46,310.40)
2/6/2012	8252	EBY ENGINEERING	(6,803.00)
2/6/2012	8242	EDP	(8,848.42)
2/6/2012	8242	EDP REPLACE TUB SEAL ON THE CLARIFIER	(2,066.50)
2/6/2012	8242	EDP	(3,050.29)
3/5/2012	8271	NEIL TECHNICAL SERVICES, CORP.	(380.00)
3/5/2012	8272	NEIL TECHNICAL SERVICES, CORP.	(851.00)
3/5/2012	8279	EBY ENGINEERS INC.	(1,582.00)
3/5/2012	8280	BLASTCO TEXAS, INC.	(5,145.60)
4/2/2012	8301	EBY ENGINEERS INC.	(855.05)
06/03/2013	1069	EBY ENGINEERS INC.	(441.25)
06/03/2013	1073	JACH CONTROLS & AUTOMATIONS, LLC	(5,670.00)
06/03/2013	1074	BLASTCO TEXAS, INC.	(17,100.00)
7/1/2013	1134	BLASTCO TEXAS, INC.	(1,900.00)
8/5/2013	1174	JACH CONTROLS & AUTOMATIONS, LLC	(630.00)
9/9/2013	1224	EBY ENGINEERS INC.	(322.00)
9/9/2013	1233	NAPCO CHEMICAL COMPANY, INC.	(15,446.00)
9/9/2013	1235	PHOENIX COATING SURVEILLANCE LLC	(2,300.00)
10/7/2013	1255	FITCH SERVICES, INC.	(396.00)
10/7/2013	1256	MUD INSTRUMENTS	(635.00)
11/13/2013	1333	ADVANTAGE SECURITY INTEGRATION, LTD	(2,175.00)
12/2/2013	1330	ADVANTAGE SECURITY INTEGRATION, LTD	(2,175.00)
12/2/2013	1331	ADVANTAGE SECURITY INTEGRATION, LTD	(2,175.00)
12/2/2013	1332	ADVANTAGE SECURITY INTEGRATION, LTD	(2,175.00)
1/6/2014	1377	ADVANTAGE SECURITY INTEGRATION, LTD	(2,648.12)
1/6/2014	1378	ADVANTAGE SECURITY INTEGRATION, LTD	(5,654.41)
1/6/2014	1379	ADVANTAGE SECURITY INTEGRATION, LTD	(7,082.01)
1/6/2014	1380	ADVANTAGE SECURITY INTEGRATION, LTD	(737.12)
3/3/2014	1462	ADVANTAGE SECURITY INTEGRATION, LTD	(2,956.62)
3/3/2014	1463	ADVANTAGE SECURITY INTEGRATION, LTD	(1,106.54)
4/7/2014	1535	ADVANTAGE SECURITY INTEGRATION, LTD	(794.90)
5/5/2014	1584	PHOENIX COATING SURVEILLANCE LLC	(1,872.00)

HARRIS COUNTY MUNICIPAL UTILITY DISTRICT NO. 286

5/5/2014	1553	BLASTCO TEXAS, INC.		(4,600.00)
06/02/2014	1620	EBY ENGINEERS INC.		(608.00)
06/02/2014	1623	ADVANTAGE SECURITY INTEGRATION, LTD		(365.00)
8/4/2014	1711	ADVANTAGE SECURITY INTEGRATION, LTD		(165.00)
8/4/2014	1710	CAMINO SERVICES		(3,403.60)
9/8/2014	1749	ADVANTAGE SECURITY INTEGRATION, LTD		(165.00)
8/3/2015	2249	JACH CONTROLS & AUTOMATIONS, LLC	CK#2249, SCADA SYSTEM AT WATER PLANT	(900.00)
1/4/2016	2455	PHOENIX COATING SURVEILLANCE LLC		(1,923.00)
1/4/2016	2456	EBY ENGINEERS INC.		(501.40)
2/1/2016	2486	MICKIE SERVICE COMPANY, INC. ENVIRONMENTAL DEVELOPMENT	INV. 117038, DTD. 01/05/2016, SS INSTA-VALVE INSTALLATION FOR LEAK	(26,620.00)
2/1/2016	2491	PARTNERS	JANUARY 2016 - CONSTRUCTION ITEMS	(15,802.99)
3/7/2016	2529	RVS SERVICES	CK# 2529, INV. 986, DTD. 01/12/2016; WP- LOCATE 12" WATER MAIN- LOCATE VALVE AT TREE	(1,575.00)
3/7/2016	2541	EBY ENGINEERS INC.	CK#2541, INV. 16-16, JOB 14-01-00, U1U, 01/21/2016, DECEMBER 2015- ANALYSIS OF SAN SWR SYSTEM F...	(3,345.90)
3/7/2016	2542	EBY ENGINEERS INC.	CK#2542, INV. 16-16, JOB 14-01-00, DTD. 01/27/2016, DECEMBER 2015 SERVICES	(1,597.40)
3/7/2016	2543	EBY ENGINEERS INC.	CK#2543, INV. 16-14, JOB 14-01-00, DTD. 01/27/2016, DECEMBER 2015- PEPAINTING OF THE HPT @ WP#1	(1,266.00)
3/7/2016	2545	EBY ENGINEERS INC.	CK#2545, INV. 16-25, JOB 14-01-00, U1U, 03/03/2016, JANUARY 2016- PREP OF APPROVED CONSTRUCTION...	(3,764.54)
3/7/2016	2546	EBY ENGINEERS INC.	CK#2546, INV. 16-26, JOB 14-01-00, U1U, 03/04/2016, JANUARY 2016- ANALYSIS OF SAN SWR SYSTEM FO...	(2,076.00)
3/7/2016	2569	ADVANTAGE SECURITY INTEGRATION, LTD	CK#2569, INV. 98356, DTD. 03/14/2016, REPLACE BAD CAMERA #4	(417.00)
04/06/2016	2601	EBY ENGINEERS INC.	CK#2601, INV. 15-40, JOB 14-01-00, U1U, 04/01/2016, FEBRUARY 2016- PREP OF APPROVED CONSTRUCTI...	(4,274.89)
05/02/2016	2618	ADVANTAGE SECURITY INTEGRATION, LTD	CK#2618, INV. 98820, DTD. 04/11/2016, EYEFORCE REMOTE VIDEO MONITORING- REPAIRS	(220.00)
05/02/2016	2630	CROSTEX CONSTRUCTION, INC.	PAY EST #1, INV. 3969-01, DTD. 04/25/2016; EMERGENCY WATERLINE REPAIR	(66,538.00)
05/02/2016	2631	EBY ENGINEERS INC.	CK#2631, INV. 16-60, JOB 14-01-00, U1U, 04/01/2016, MARCH 2016- WATERLINE REPAIR- CONSTRUCTION ...	(3,570.25)
06/06/2016	2655	ADVANTAGE SECURITY INTEGRATION, LTD	CK#2655, INV. 651, U1U, 05/09/2016, ESI, IO REPLACE THE SECURITY EQUIPMENT DAMAGED DURING FLOODING	(2,157.85)
06/06/2016	2668	NEIL TECHNICAL SERVICES, CORP.	CK# 2668, INV. 66056, U1U, 02/23/2016, WWW1P- ONSITE STORM STATION / INVESTIGATE LIFT PUMP SHORT ...	(373.50)
06/06/2016	2673	NEIL TECHNICAL SERVICES, CORP.	CK# 2673, INV. 65459, DTD. 01/27/2016, ONSITE LS- INVESTIGATE LIFT PUMP #3 STARTER	(769.00)
06/06/2016	2674	NEIL TECHNICAL SERVICES, CORP.	CK# 2674, INV. 65634, DTD. 01/27/2016, LS#2- INVESTIGATE TRANSDUCER OPERATION	(1,113.75)
06/06/2016	2675	NEIL TECHNICAL SERVICES, CORP.	CK# 2675, INV. 67164, DTD. 05/10/2016, ONSITE LS- PUMPS NOT WORKING IN AUTO	(262.50)
06/06/2016	2676	NEIL TECHNICAL SERVICES, CORP.	CK# 2676, INV. 67087, DTD. 05/16/2016, LS#1- PULL AND CLEAN LIFT PUMPS	(806.85)
06/06/2016	2677	NEIL TECHNICAL SERVICES, CORP.	CK# 2677, INV. 67148, DTD. 05/17/2016, LS#1- REPLACE GUIDE RAILS	(2,300.00)
06/06/2016	2678	WATER UTILITY SERVICES, INC.	CK#2678, INV. 29110, DTD. 04/27/2016, DISTRIBUTION SYSTEM	(1,037.50)
06/06/2016	2679	EBY ENGINEERS INC.	CK#2679, INV. 16-68, JOB 14-01-00, DTD. 06/02/2016, APRIL 2016- WATERLINE REPAIR- CONSTRUCTION ...	(915.90)
6/6/2016	2690	CROSTEX CONSTRUCTION, INC.	CK# 2690; INV# 3969-02 & FINAL, U1U, 05/25/2016, EMERGENCY REPAIR TO WATERLINE UNDER FAULKEY GULLY	(3,502.00)
7/5/2016	2708	CHLORINATOR MAINT. CO., INC.	CK#2708, INV. 30785, U1U, 06/13/2016, WWW1P- INSTALL HSCO, MOSEL 5800 REFRIGERATED SAMPLER WIT ...	(6,274.95)

HARRIS COUNTY MUNICIPAL UTILITY DISTRICT NO. 286

7/5/2016	2728	EBY ENGINEERS INC.	CK#2728, INV. 16-78, JOB 14-01-00, CONSTRUCTION ADMINISTRATION	(1,025.00)
7/5/2016	2729	BRIAN GARDENS LANDSCAPE DESIGN INC	CK#2729, INV. 22105, DTD. 06/24/2016, HIKE AND BIKE TRAIL, PARK, CYPRESSWOOD @ JONES	(11,411.75)
7/5/2016	2735	SIGN QUICK	CK#2735, INV. 40632, DTD. 06/15/2016, ALUMINUM SIGN PLUS INSTALLATION	(480.00)
8/1/2016	2752	CUMMINS SOUTHERN PLAINS, LLC	CK#2752, INV. 012-38880, U.I.D. 06/24/2016, 11318 PARK RIVER- CONTROL MENU READS GROUND FAULT ERROR	(980.62)
8/1/2016	2756	NEIL TECHNICAL SERVICES, CORP.	CK# 2756, INV. 67206, DTD. 07/08/2016, WP- AIR COMPRESSOR NOT SHUTTING OFF	(210.00)
8/1/2016	2760	NEIL TECHNICAL SERVICES, CORP.	CK# 2760, INV. 67745, DTD. 06/23/2016, WWTP- REPLACE GRATING AT BAR SCREEN	(602.85)
8/1/2016	2778	EBY ENGINEERS INC.	CK#2778, INV. 16-88, PROJ 14-01-00, CONSTRUCTION ADMINISTRATION	(725.75)
8/1/2016	2779	EBY ENGINEERS INC.	CK#2779, INV. 16-89, U.I.D. 07/29/2016, DESIGN OF EMERGENCY INTERCONNECT WITH LAKE FOREST UD	(326.60)
9/12/2016	2795	ADVANTAGE SECURITY INTEGRATION, LTD	CK#2795, INV. 100498, DTD. 08/03/2016, INSTALLED 2-WAY AUDIO & TESTED	(485.00)
10/3/2016	2847	FITCH SERVICES, INC.	CK#2847, INV. 15591, DTD. 08/31/2016, COMBUSTABLE GAS DETECTION SYSTEM REPAIRS	(17,635.00)
10/3/2016	2853	NEIL TECHNICAL SERVICES, CORP.	CK# 2853, INV. 69538, DTD. 09/02/2016, WWTP - REPLACE FLOAT FOR STORM WATER PUMPS	(301.50)
10/3/2016	2854	NEIL TECHNICAL SERVICES, CORP.	CK# 2854, INV. 69627, DTD. 09/08/2016, WWTP- MOVE PANEL FOR SCREEN	(1,000.00)
10/3/2016	2855	NEIL TECHNICAL SERVICES, CORP.	CK# 2855, INV. 67471-2, DTD. 09/09/2016, WWTP- REPAIR BAR SCREEN	(5,070.00)
10/3/2016	2871	EBY ENGINEERS INC.	CK#2871, INV. 106-103, DTD. 10/01/2016, CONSTRUCTION ADM FOR AUGUST 2016	(1,291.30)
11/7/2016	2895	CUMMINS SOUTHERN PLAINS, LLC	CK#2895, INV. 012-57692, DTD. 10/26/2016, 11318 PARK RIVER- WW#1- REPAIR GENERATOR	(35,067.56)
11/7/2016	2899	CUMMINS SOUTHERN PLAINS, LLC	CK#28, INV. 012-51784, DTD. 09/20/2016, 11318 PARK RIVER- WW#1- REPAIR GENERATOR	(4,474.40)
11/7/2016	2900	CUMMINS SOUTHERN PLAINS, LLC	CK#2900, INV. 012-52162, U.I.D. 08/21/2016, 11318 PARK RIVER- REPAIR EXCITER ROTOR & EXCITER STATOR	(4,474.40)
11/7/2016	2901	CUMMINS SOUTHERN PLAINS, LLC	CK#2901, INV. 012-52160, DTD. 09/21/2016, 11318 PARK RIVER- WW#1- REPAIR GENERATOR	(6,892.72)
11/7/2016	2902	ELECTRICAL FIELD SERVICES, INC	CK#2902, INV. 25235, DTD. 09/29/2016, INSTALL VENT FANS	(8,294.25)
11/7/2016	2905	HAHN EQUIPMENT CO., INC.	CK# 2905, INV. 97007, DTD. 09/20/2016; SER. # 185-1630164	(8,382.00)
11/7/2016	2907	NEIL TECHNICAL SERVICES, CORP.	CK# 2907, INV. 68859, DTD. 09/15/2016, WWTP- INSTALL DRYING RACK AT HEADWORKS	(1,830.00)
11/7/2016	2926	EBY ENGINEERS INC.	CK#2926, INV. 16-111, U.I.D. 11/01/2016, SITE #1 DESIGN OF REHAB OF COMPAQ CENTER LIFT STATION	(928.45)
11/7/2016	2930	EBY ENGINEERS INC.	CK#2930, INV. 16-110, JOB 14-01-00, DTD. 11/07/2016, SEPTEMBER 2016 CONSTRUCTION ADM	(2,189.60)
12/5/2016	2950	EBY ENGINEERS INC.	CK#2950, INV. 16-119, JOB 14-01-00, DTD. 12/02/2016, OCTOBER 2016 CONSTRUCTION ADM	(365.40)
1/2/2017	2967	ADVANTAGE SECURITY INTEGRATION, LTD	CK#2967, INV. 102224, U.I.D. 12/21/2016, PARK 1 CAMERA 3&4 REPAIR POWER CONNECTIONS- DECEMBER 2016	(165.00)
1/2/2017	2975	NEIL TECHNICAL SERVICES, CORP.	CK# 2975, INV. 70392, DTD. 12/07/2016, WWTP- PULL BLOWER #4 FOR REPAIR	(475.00)
1/2/2017	2996	EBY ENGINEERS INC.	CK#2996, INV. 16-126, JOB 14-01-00, DTD. 12/30/2016, NOVEMBER 2016 CONSTRUCTION ADM	(2,936.50)
2/6/2017	3023	NEIL TECHNICAL SERVICES, CORP.	CK# 3023, INV. 11/99, U.I.D. 01/13/2017, LS#1- INVESTIGATE LIFT PUMPS NOT SHUTTING OFF IN AUTO	(402.50)
2/6/2017	3031	PAVEMENT CONSTRUCTORS, INC.	CK#3031, INV. 3188A, U.I.D. 12/22/2016; INSTALL COAL TAR SEALER, CRACK FILL & ASPHALT REPAIRS TO P...	(23,676.28)
3/8/2017	3063	ALSAY INCORPORATED	CK#3063, INV. 715, CUSTOMER # EDP300; DTD. 08/28/2016, BOOSTER PUMP REPAIR	(4,100.00)
3/8/2017	3069	NEIL TECHNICAL SERVICES, CORP.	CK# 3069, INV. 71907, DTD. 02/10/2017, LS#1- INSTALL RENTAL DIALER / GENSET	(4,730.00)
4/3/2017	3101	GENSOLUTIONS, LLC	CK# 3101, INV. 330, U.I.D. 02/02/2017; REMOVED & REPLACED BATTERY CHARGER & AIR FILTER- 11555 COMP...	(1,755.55)
4/3/2017	3104	GENSOLUTIONS, LLC	CK# 3104, INV. 343, DTD. 02/27/2017; REPAIRS TO BLOCK HEATER & MUFFLER- 14902 JONES RD	(4,596.48)

HARRIS COUNTY MUNICIPAL UTILITY DISTRICT NO. 286

4/3/2017	3105	MAGNA FLOW ENVIRONMENTAL, INC.	CK#3105, INV. 48047, DTD. 03/07/2017; 03/01/17-03/02/17 - 98,000 GAL.	(5,390.00)
4/3/2017	3125	ALL-TEX ROOFING, LLC	CK# 3125, ACCT: HARRISMUSSB- INV. 145481, DTD. 03/24/2017; 11318 PARK RIVER- RE-ROOD WP	(15,597.00)
4/3/2017	3129	GENSOLUTIONS, LLC	CK# 3129, INV. 345, DTD. 02/27/2017; INSPECT GENERATOR- 11318 PARK RIVER	(1,661.67)
5/1/2017	3155	EBY ENGINEERS INC.	CK#3155 , INV. 1/-41, JOB 14-01-00, U1U. 04/21/2017, MARCH 2017- DESIGN OF GENERATOR IMPROVEMNET...	(2,030.05)
6/5/2017	3204	EBY ENGINEERS INC.	CK#3207 , INV. 1/-41, JOB 14-01-00, U1U. 06/02/2017, APRIL 2017- DESIGN OF GENERATOR IMPROVEMNET...	(7,431.25)
6/5/2017	3208	EBY ENGINEERS INC.	CK#3208 , INV. 1/-48, JOB 14-01-00, U1U. 06/02/2017, APRIL 2017- DESIGN OF REHAB OF COMPAQ CENTE...	(511.10)
7/6/2017	3222	ADVANTAGE SECURITY INTEGRATION, LTD	CK#3222, INV. 105017, DTD. 06/26/2017, INSTALLED & PROGRAMMED NEW DVR- JULY 2017	(828.00)
7/6/2017	3250A	CENTERPOINT ENERGY	CK# 3250A; DTD 06/27/2017, WORK ORDER # 43030587, 14602 JONES RD GENERATOR PROJECT	(1,145.00)
7/6/2017	3250B	EBY ENGINEERS INC.	CK#3250B, INV. 1/-84, JOB 14-01-00, U1U. 06/30/2017, MAY 2017- DESIGN OF GENERATOR IMPROVEMNETS @...	(3,356.00)
8/7/2017	3310	EBY ENGINEERS INC.	CK# 3310, INV. 1/-79, JOB 14-01-00, U1U. 08/03/2017, JUNE 2017- DESIGN OF GENERATOR IMPROVEMNETS...	(3,397.25)
9/11/2017	3339	EBY ENGINEERS INC.	CK# 3339, INV. 1/-83, JOB 14-01-00, U1U. 09/06/2017, JULY 2017- DESIGN OF GENERATOR IMPROVEMNETS...	(3,853.85)
10/2/2017	3368	EBY ENGINEERS INC.	CK# 3368, INV. 1/-108, JOB 14-01-00, U1U. 09/29/2017, AUGUST 2017- DESIGN OF GENERATOR IMPROVEMN...	(2,545.55)
10/2/2017	3385	FOX HUNT LAND RESEARCH SERVICES	CK#3385, INV. 34707, U1U. 09/13/2017, U1ED & U1EN REPORT/HARRIS CO. - LSC SCIENCE BLDG - WTR LIN...	(75.00)
11/6/2017	3408	NAPCO CHEMICAL COMPANY, INC.	CK#3408, INV. 177012, DTD. 10/05/2017, 55 HFS BULK GAL TANK-CUSTOM	(1,498.40)
11/6/2017	3416	JAVELINA MECHANICAL SERVICES, INC.	CK# 3416; INV. 10899, DTD. 08/27/2017; FIELD BEARING CHANGE ON BLOWER	(4,073.13)
11/6/2017	3426	EBY ENGINEERS INC.	CK# 3426, INV. 1/-122, JOB 14-01-00, U1U. 11/02/2017, SEPTEMBER 2017- DESIGN OF GENERATOR IMPROV...	(3,060.50)
11/6/2017	3427	EBY ENGINEERS INC.	CK# 3427, INV. 1/-121, JOB 14-01-00, U1U. 11/02/2017, SEPTEMBER 2017 ATTENDANCE OF BD MEETINGS \$9,879.85, CAPITAL PORTION \$5,951.25	(5,951.25)
11/6/2017	3428	W. W. PAYTON CORPORATION	CK# 3428, LSC 1, U1U. 11/02/2017, EMERGENCY GENERATORS @ LS-JONES RD & CHASEWOOD PARK	(189,430.00)
12/4/2017	3464	GENSOLUTIONS, LLC	CK# 3465; INV. 755, U1U. 10/12/2017; AIS INSTALL GENERATOR RENTALS 10/18/2017 - 14902 JONES RD. ...	(12,295.00)
12/4/2017	3467	MAGNA FLOW ENVIRONMENTAL, INC.	CK#3467, INV. 49062, DTD. 10/31/2017; 10/30/17-10/30/17 - TOP CLEAN RAGS FROM CHANNEL	(2,425.00)
12/4/2017	3477	ENVIRONMENTAL DEVELOPMENT PARTNERS	CK# 3477, NOVEMBER 2017 OPERATOR BILL, STMT. 10063, DTD. 11/28/2017	0.00
1/2/2018	3531	EBY ENGINEERS INC.	CK# 3531, INV. 1/-152, JOB 14-01-00, U1U. 12/29/2017, NOVEMBER 2017- DESIGN OF GENERATOR IMPROVE...	(1,109.45)
9/4/2018	3918	GENSOLUTIONS, LLC	CK# 3918; INV. 1375, DTD. 07/31/2018; REPLACED FUEL TANK ON GAUGE ON TANK	(434.55)
9/4/2018	3920	A.J. WARREN SERVICE COMPANY	CK# 2920; INV. 5218-0993, DTD. 05/22/2018; SERVICE CALL ON STP A/C UNIT	(85.00)
9/4/2018	3926	NEIL TECHNICAL SERVICES, CORP.	CK# 3926, INV. 81897, DTD. 07/26/2018, ON SITE LS- INVESTIGATE LS CONTROLS	(1,480.00)
9/4/2018	3926	NEIL TECHNICAL SERVICES, CORP.	CK# 3926, INV. 81897, DTD. 07/26/2018, ON SITE LS- INVESTIGATE LS CONTROLS	(1,480.00)
10/1/2018	3963	G-M INSPECTION SERVICES, INC.	CK# 3963, INV. 15786, DTD. 08/28/2018, WELL #2 TEST DATE 08/01/2018	(525.00)
10/1/2018	3967	GENSOLUTIONS, LLC	CK# 3967; INV. 1442, DTD. 08/31/2018; RENTAL- DCA400 320KW STANDBY - 07/16/2018 TO 08/15/2018	(2,500.00)
10/1/2018	3969	NEIL TECHNICAL SERVICES, CORP.	CK# 3969, INV. 76984-2, DTD. 08/23/2018, WWTP- REPAIR/REPLACE CONDUIT & PULL NEW WIRE	(9,950.00)
11/5/2018	4003	ADVANTAGE SECURITY INTEGRATION, LTD	CK#4003, INV.111622, DTD. 10/03/2018, REPAIRS TO AUDIO AT PARK, WW1 & STP	(1,147.00)
11/5/2018	4005	ADVANTAGE SECURITY INTEGRATION, LTD	CK# 4005, INV.112033, DTD. 10/29/2018, REPAIRS TO CAMERA	(165.00)
11/5/2018	4006	ADVANTAGE SECURITY INTEGRATION, LTD	CK# 4006, INV.112034, DTD. 10/29/2018, INSTALL GROUND WIRES & REPLACED DVR	(1,004.50)
11/5/2018	4012	HARRIS COUNTY	CK# 4012; JOINT TRAIL PROJECT-	(18,000.00)

HARRIS COUNTY MUNICIPAL UTILITY DISTRICT NO. 286

11/5/2018	4019	NEIL TECHNICAL SERVICES, CORP.	CK# 4019, INV. 83017, DTD. 09/28/2018, WP- INVESTIGATE BOOSTER PUMP #1 OPERATION	(1,393.35)
11/5/2018	4021	FITCH SERVICES, INC.	CK# 4021, INV. 18892, U11J. 08/31/2018, S1P- AUJUS1 TRANSDUCER & CHANGE EFFLUENT FLOWMETER PROGR...	(216.00)
11/5/2018	4023	GENSOLUTIONS, LLC	CK# 4023, INV. 1639, DTD. 09/28/2018; RENTAL- DCA400 320KW STANDBY - 08/16/2018 TO 09/15/2018	(2,500.00)
11/5/2018	4025	NEIL TECHNICAL SERVICES, CORP.	CK# 4025, INV. 82380, DTD. 09/07/2018, WWTP- INVESTIGATE BLOWER OPERATION	(1,538.40)
11/5/2018	4030	GENSOLUTIONS, LLC	CK# 4030, INV. 1540, DTD. 09/28/2018; CABLE RENTAL - 09/11/2018	(461.60)
12/3/2018	4066	ADVANTAGE SECURITY INTEGRATION, LTD	CK# 4066, INV. 112138, U11J. 11/14/2018, INS1ALL SHELF AND RE-ROUTE WIRES & CHANGE BATTERY BACK-UP...	(1,060.00)
12/3/2018	4074	GENSOLUTIONS, LLC	CK# 4074, INV. 1637, DTD. 10/31/2018; CABLE RENTAL - 09/16/2018 TO 10/15/2018	(2,500.00)
12/3/2018	4081	GENSOLUTIONS, LLC	CK# 4081, INV. 1636, DTD. 10/31/2018; CABLE RENTAL - 10/01/2018 TO 10/31/2018	(923.20)
12/3/2018	4082	NEIL TECHNICAL SERVICES, CORP.	CK# 4082, INV. 82974, DTD. 10/17/2018, LS#2- INVESTIGATE PUMP OVERLOADS	(1,379.50)
12/3/2018	4083	NEIL TECHNICAL SERVICES, CORP.	CK# 4083, INV. 83358, DTD. 11/02/2018, LS#2- INVESTIGATE LS CONTROLS	(1,824.70)
12/3/2018	4097	EBY ENGINEERS INC.	CK# 4097, INV. 18-136, JOB 14-01-00, OCTOBER 2018, DESIGN OF REHAB OF COMPAQ LIFT STATION	(798.73)
1/7/2019	4127	GENSOLUTIONS, LLC	CK# 4127, INV. 1729, DTD. 11/15/2018; RENTAL- DCA400 320KW STANDBY - 10/16/2018 TO 11/15/2018	(2,500.00)
1/7/2019	4129	NEIL TECHNICAL SERVICES, CORP.	CK# 4129, INV. 81309, DTD. 12/04/2018, WWTP- REPLACE PIPING IN DIGESTER	(19,898.00)
1/7/2019	4134	GENSOLUTIONS, LLC	CK# 4134, INV. 1725, DTD. 11/30/2018; RENTAL- DCA 85- NOVEMBER 2018	(923.20)
1/7/2019	4152	SIGN QUICK	CK# 4152, 12/13/2018, INV. 48548, DTD. 12/13/2018, ALUMINUM SIGN, MOUNTING HARDWARE, POSTAGE	(703.00)
1/7/2019	4155	EBY ENGINEERS INC.	CK# 4155, INV. 19-05, JOB 14-01-00, NOVEMBER 2018, DESIGN OF REHAB OF COMPAQ LIFT STATION	(8,922.34)
2/4/2019	4190	EBY ENGINEERS INC.	CK# 4190, INV. 19-18, JOB 14-01-00, DECEMBER 2018, DESIGN OF REHAB OF COMPAQ LIFT STATION	(5,853.59)
3/4/2019	4225	NEIL TECHNICAL SERVICES, CORP.	CK# 4225, INV. 83725, DTD. 01/29/2019, WWTP- REPAIR FINE SCREEN CONTROLS	(2,298.60)
3/4/2019	4248	EBY ENGINEERS INC.	CK# 4248, INV. 19-33, JOB 14-01-00, JANUARY 2019, DESIGN OF REHAB OF COMPAQ LIFT STATION	(8,843.86)
4/1/2019	4279	GENSOLUTIONS, LLC	CK# 4279, INV. 1916, DTD. 02/07/2019; 14802 JONES RD- ATS INSTALL- 800AMP, 3 POLE NEMA	(13,560.00)
5/6/2019	4335	EBY ENGINEERS INC.	CK# 4335, INV. 19-08, JOB 14-01-00, U11J. 09/01/2019, MARCH 2019 DESIGN OF REHAB OF COMPAQ CENTER ...	(4,547.59)
1/1/2012		ENVIRONMENTAL DEVELOPMENT PARTNERS		(35,888.84)
2/1/2012		ENVIRONMENTAL DEVELOPMENT PARTNERS		0.00
3/1/2012		ENVIRONMENTAL DEVELOPMENT PARTNERS		(6,160.42)
4/1/2012		ENVIRONMENTAL DEVELOPMENT PARTNERS		0.00
5/1/2012		ENVIRONMENTAL DEVELOPMENT PARTNERS		0.00
6/1/2012		ENVIRONMENTAL DEVELOPMENT PARTNERS		0.00
7/1/2012		ENVIRONMENTAL DEVELOPMENT PARTNERS		0.00
8/1/2012		ENVIRONMENTAL DEVELOPMENT PARTNERS	WWTP MOTORS	(3,812.87)
9/1/2012		ENVIRONMENTAL DEVELOPMENT PARTNERS		0.00
10/1/2012		ENVIRONMENTAL DEVELOPMENT PARTNERS		0.00
11/1/2012		ENVIRONMENTAL DEVELOPMENT PARTNERS		0.00
12/1/2012		ENVIRONMENTAL DEVELOPMENT PARTNERS		0.00

4/7/2025

HARRIS COUNTY MUNICIPAL UTILITY DISTRICT NO. 286

1/1/2013	ENVIRONMENTAL DEVELOPMENT PARTNERS		0.00
2/1/2013	ENVIRONMENTAL DEVELOPMENT PARTNERS	4" WATER LINE	(12,103.38)
3/1/2013	ENVIRONMENTAL DEVELOPMENT PARTNERS		0.00
4/1/2013	ENVIRONMENTAL DEVELOPMENT PARTNERS	WATER MAIN LEAK & TAPS	(36,141.36)
5/1/2013	ENVIRONMENTAL DEVELOPMENT PARTNERS		0.00
6/1/2013	ENVIRONMENTAL DEVELOPMENT PARTNERS		0.00
7/1/2013	ENVIRONMENTAL DEVELOPMENT PARTNERS	WP CONDUIT, WELL	(3,547.95)
8/1/2013	ENVIRONMENTAL DEVELOPMENT PARTNERS	MAJOR LEAK	(4,337.28)
9/1/2013	ENVIRONMENTAL DEVELOPMENT PARTNERS	REPLACE HYDRANT	(5,007.12)
10/1/2013	ENVIRONMENTAL DEVELOPMENT PARTNERS		0.00
11/1/2013	ENVIRONMENTAL DEVELOPMENT PARTNERS	WATER TAPS	(29,450.00)
12/1/2013	ENVIRONMENTAL DEVELOPMENT PARTNERS		0.00
1/1/2014	ENVIRONMENTAL DEVELOPMENT PARTNERS		0.00
2/1/2014	ENVIRONMENTAL DEVELOPMENT PARTNERS	DUCTILE IRON LINE @ WP	(12,393.79)
3/1/2014	ENVIRONMENTAL DEVELOPMENT PARTNERS		0.00
4/1/2014	ENVIRONMENTAL DEVELOPMENT PARTNERS	DRY WELL	(2,770.03)
5/1/2014	ENVIRONMENTAL DEVELOPMENT PARTNERS	TAPS	(43,900.00)
6/1/2014	ENVIRONMENTAL DEVELOPMENT PARTNERS		0.00
7/1/2014	ENVIRONMENTAL DEVELOPMENT PARTNERS		0.00
8/1/2014	ENVIRONMENTAL DEVELOPMENT PARTNERS	WWTP NEW PUMP	(2,298.00)
9/1/2014	ENVIRONMENTAL DEVELOPMENT PARTNERS		0.00
10/1/2014	ENVIRONMENTAL DEVELOPMENT PARTNERS		0.00
11/1/2014	ENVIRONMENTAL DEVELOPMENT PARTNERS		0.00
12/1/2014	ENVIRONMENTAL DEVELOPMENT PARTNERS		0.00
1/1/2015	ENVIRONMENTAL DEVELOPMENT PARTNERS	MOTOR WWTP	(2,413.24)
2/1/2015	ENVIRONMENTAL DEVELOPMENT PARTNERS		0.00
3/1/2015	ENVIRONMENTAL DEVELOPMENT PARTNERS		0.00
4/1/2015	ENVIRONMENTAL DEVELOPMENT PARTNERS		0.00
5/1/2015	ENVIRONMENTAL DEVELOPMENT PARTNERS	EYE SHOWER	(1,501.35)
6/1/2015	ENVIRONMENTAL DEVELOPMENT PARTNERS		0.00
7/1/2015	ENVIRONMENTAL DEVELOPMENT PARTNERS		0.00
8/1/2015	ENVIRONMENTAL DEVELOPMENT PARTNERS		0.00
9/1/2015	ENVIRONMENTAL DEVELOPMENT PARTNERS	6" SAN SWR SYSTEM LINE REPLACE	(7,376.85)

4/7/2025

HARRIS COUNTY MUNICIPAL UTILITY DISTRICT NO. 286

10/1/2015	ENVIRONMENTAL DEVELOPMENT PARTNERS	WP COMPRESSOR	(3,890.19)
11/1/2015	ENVIRONMENTAL DEVELOPMENT PARTNERS		0.00
12/1/2015	ENVIRONMENTAL DEVELOPMENT PARTNERS	VALVE REPLACEMENT	(775.45)
1/1/2016	ENVIRONMENTAL DEVELOPMENT PARTNERS	INSTALL EMERGENCY INTERCONNECT	(12,084.14)
2/1/2016	ENVIRONMENTAL DEVELOPMENT PARTNERS	VALVE REP & TRAFFIC	(13,114.38)
3/1/2016	ENVIRONMENTAL DEVELOPMENT PARTNERS	VALVE REP & TRAFFIC & PUMP WWTP	(21,977.94)
4/1/2016	ENVIRONMENTAL DEVELOPMENT PARTNERS	VALVE REP & TRAFFIC	(11,977.29)
5/1/2016	ENVIRONMENTAL DEVELOPMENT PARTNERS		0.00
6/1/2016	ENVIRONMENTAL DEVELOPMENT PARTNERS		0.00
7/1/2016	ENVIRONMENTAL DEVELOPMENT PARTNERS	EXCAVATION BLOW OFF	(5,256.78)
8/1/2016	ENVIRONMENTAL DEVELOPMENT PARTNERS		0.00
9/1/2016	ENVIRONMENTAL DEVELOPMENT PARTNERS	REPLACE CHLORINE LEAK DETECTOR SYSTEM	(4,676.82)
10/1/2016	ENVIRONMENTAL DEVELOPMENT PARTNERS	HARVEY ITEMS	0.00
11/1/2016	ENVIRONMENTAL DEVELOPMENT PARTNERS		0.00
12/1/2016	ENVIRONMENTAL DEVELOPMENT PARTNERS	NEW PUMP AT WWTP	(3,079.80)
1/1/2017	ENVIRONMENTAL DEVELOPMENT PARTNERS	EXCAVATED & INSTALLED EMERGENCY WTR INT	(12,084.14)
2/1/2017	ENVIRONMENTAL DEVELOPMENT PARTNERS		0.00
3/1/2017	ENVIRONMENTAL DEVELOPMENT PARTNERS		0.00
4/1/2017	ENVIRONMENTAL DEVELOPMENT PARTNERS	SAN SWR INFILTRATION	(3,073.88)
5/1/2017	ENVIRONMENTAL DEVELOPMENT PARTNERS	NEW WP ROOF FAN	(1,198.99)
6/1/2017	ENVIRONMENTAL DEVELOPMENT PARTNERS	WWTP PUMP AND DOOR REPLACED	(1,806.50)
7/1/2017	ENVIRONMENTAL DEVELOPMENT PARTNERS		0.00
8/1/2017	ENVIRONMENTAL DEVELOPMENT PARTNERS	TELEMETRY	(6,914.16)
9/1/2017	ENVIRONMENTAL DEVELOPMENT PARTNERS		0.00
10/1/2017	ENVIRONMENTAL DEVELOPMENT PARTNERS	HARVEY ITEMS	0.00
11/1/2017	ENVIRONMENTAL DEVELOPMENT PARTNERS	NEW CHLORINE LEAK DETECTOR	(2,307.06)
12/1/2017	ENVIRONMENTAL DEVELOPMENT PARTNERS	REPLACE STORM INLETS & GRATES	(5,008.88)
1/1/2018	ENVIRONMENTAL DEVELOPMENT PARTNERS		0.00
2/1/2018	ENVIRONMENTAL DEVELOPMENT PARTNERS		0.00
3/1/2018	ENVIRONMENTAL DEVELOPMENT PARTNERS	HARVEY RELATED	0.00
4/1/2018	ENVIRONMENTAL DEVELOPMENT PARTNERS	WWTP PUMP REPAIR	(3,665.10)
5/1/2018	ENVIRONMENTAL DEVELOPMENT PARTNERS	LIFT PUMP #3	(11,080.85)

4/7/2025

HARRIS COUNTY MUNICIPAL UTILITY DISTRICT NO. 286

6/1/2018		ENVIRONMENTAL DEVELOPMENT PARTNERS		0.00
7/1/2018		ENVIRONMENTAL DEVELOPMENT PARTNERS	HARVEY RELATED	0.00
8/1/2018		ENVIRONMENTAL DEVELOPMENT PARTNERS		0.00
9/1/2018		ENVIRONMENTAL DEVELOPMENT PARTNERS	NEW XPS-15 TRANSDUCER AT WTP	(3,767.67)
10/1/2018		ENVIRONMENTAL DEVELOPMENT PARTNERS	STORM COLLECTION GRATES	(6,949.25)
11/1/2018		ENVIRONMENTAL DEVELOPMENT PARTNERS		0.00
12/1/2018		ENVIRONMENTAL DEVELOPMENT PARTNERS	REPLACE LS#1 PUMP	(13,117.15)
1/1/2019		ENVIRONMENTAL DEVELOPMENT PARTNERS		(7,885.00)
2/1/2019		ENVIRONMENTAL DEVELOPMENT PARTNERS	REPLACE LS#2 PUMP	(11,881.00)
3/1/2019		ENVIRONMENTAL DEVELOPMENT PARTNERS		0.00
4/1/2019		ENVIRONMENTAL DEVELOPMENT PARTNERS		0.00
05/06/2019	4349	ENVIRONMENTAL DEVELOPMENT PARTNERS	CK# 4349, APRIL 2019 OPERATOR BILL, STMT. 244720, DTD. 04/29/2019	(2,632.88)
06/03/2019	4392	ENVIRONMENTAL DEVELOPMENT PARTNERS	CK# 4392, MAY 2019 OPERATOR BILL, STMT. 25153, DTD. 05/28/2019	(760.50)
07/01/2019	4441	ENVIRONMENTAL DEVELOPMENT PARTNERS	CK# 4441, JUNE 2019 OPERATOR BILL, STMT. 26042, DTD. 06/24/2019	(4,646.12)
08/05/2019	4496	ENVIRONMENTAL DEVELOPMENT PARTNERS	CK# 4496, JULY 2019 OPERATOR BILL, STMT. 26898, DTD. 07/29/2019	(13,336.54)
09/03/2019	4534	ENVIRONMENTAL DEVELOPMENT PARTNERS	CK# 4534, AUGUST 2019 OPERATOR BILL, STMT. 27599, DTD. 08/23/2019	(3,189.67)
10/07/2019	4585	ENVIRONMENTAL DEVELOPMENT PARTNERS	CK# 4585, SEPTEMBER 2019 OPERATOR BILL, STMT. 28273, DTD. 09/27/2019	(3,432.65)
11/04/2019	4630	ENVIRONMENTAL DEVELOPMENT PARTNERS	CK# 4630, OCTOBER 2019 OPERATOR BILL, STMT. 29098, DTD. 10/29/2019	(3,113.56)
12/02/2019	4679	ENVIRONMENTAL DEVELOPMENT PARTNERS	CK# 4679, NOVEMBER 2019 OPERATOR BILL, STMT. 29698, DTD. 11/25/2019	(7,874.42)
01/06/2020	4730	ENVIRONMENTAL DEVELOPMENT PARTNERS	CK# 4730, DECEMBER 2019 OPERATOR BILL, STMT. 30477, DTD. 12/23/2019	(4,170.93)
02/03/2020	4770	ENVIRONMENTAL DEVELOPMENT PARTNERS	CK# 4770, JANUARY 2020 OPERATOR BILL, STMT. 31153, DTD. 01/27/2020	(3,138.31)
03/02/2020	4832	ENVIRONMENTAL DEVELOPMENT PARTNERS	CK# 4832, FEBRUARY 2020 OPERATOR BILL, STMT. 31900, DTD. 02/24/2020	(1,851.51)
04/06/2020	4900	ENVIRONMENTAL DEVELOPMENT PARTNERS	CK# 4900, MARCH 2020 OPERATOR BILL, STMT. 32876, DTD. 03/30/2020	(5,526.51)
05/04/2020	4935	ENVIRONMENTAL DEVELOPMENT PARTNERS	CK# 4935, APRIL 2020 OPERATOR BILL, STMT. 33545, DTD. 04/24/2020	(4,507.14)
06/01/2020	4994	ENVIRONMENTAL DEVELOPMENT PARTNERS	CK# 4994, MAY 2020 OPERATOR BILL, STMT. 34296, DTD. 05/21/2020	(4,893.84)
07/06/2020	5047	ENVIRONMENTAL DEVELOPMENT PARTNERS	CK# 5047, JUNE 2020 OPERATOR BILL, STMT. 35328, DTD. 06/29/2020	(7,938.83)
08/03/2020	5100	ENVIRONMENTAL DEVELOPMENT PARTNERS	CK# 5100, JULY 2020 OPERATOR BILL, STMT. 36007, DTD. 07/27/2020	(46,400.93)
09/07/2020	5146	ENVIRONMENTAL DEVELOPMENT PARTNERS	CK# 5146, AUGUST 2020 OPERATOR BILL, STMT. 37134, DTD. 08/26/2020	(2,240.80)
10/05/2020	5213	ENVIRONMENTAL DEVELOPMENT PARTNERS	CK# 5213, SEPTEMBER 2020 OPERATOR BILL, STMT. 37852, DTD. 09/28/2020	(373.13)
11/02/2020	5270	ENVIRONMENTAL DEVELOPMENT PARTNERS	CK# 5270, OCTOBER 2020 OPERATOR BILL, STMT. 38639, DTD. 10/26/2020	(16,602.78)
11/02/2020	5282	ENVIRONMENTAL DEVELOPMENT PARTNERS	CK# 5282, OCTOBER 2020 OPERATOR BILL, STMT. 38639, DTD. 10/26/2020	(2,158.75)
12/07/2020	5313	ENVIRONMENTAL DEVELOPMENT PARTNERS	CK# 5313, NOVEMBER 2020 OPERATOR BILL, STMT. 39661, DTD. 11/30/2020	(9,376.43)
01/04/2021	5355	ENVIRONMENTAL DEVELOPMENT PARTNERS	CK# 5355, DECEMBER 2020 OPERATOR BILL, STMT. 40245, DTD. 12/28/2020	(1,831.43)
01/28/2021	5397	ENVIRONMENTAL DEVELOPMENT PARTNERS	CK# 5397, JANUARY 2021 OPERATOR BILL, STMT. 40964, DTD. 01/22/2021	(85,572.05)
03/01/2021	5444	ENVIRONMENTAL DEVELOPMENT PARTNERS	CK# 5444, FEBRUARY 2021 OPERATOR BILL, STMT. 41818, DTD. 02/22/2021	(985.53)

4/7/2025

HARRIS COUNTY MUNICIPAL UTILITY DISTRICT NO. 286

04/05/2021	5500	ENVIRONMENTAL DEVELOPMENT PARTNERS	CK# 5500, MARCH 2021 OPERATOR BILL, STMT. 42908, DTD. 03/25/2021	(80.00)
05/03/2021	5547	ENVIRONMENTAL DEVELOPMENT PARTNERS	CK# 5547, APRIL 2021 OPERATOR BILL, STMT. 43727, DTD. 04/26/2021	(4,866.75)
06/07/2021	5596	ENVIRONMENTAL DEVELOPMENT PARTNERS	CK# 5596, MAY 2021 OPERATOR BILL, STMT. 44740, DTD. 05/27/2021	(6,326.27)
07/06/2021	5660	ENVIRONMENTAL DEVELOPMENT PARTNERS	CK# 5660, JUNE 2021 OPERATOR BILL, STMT. 45405, DTD. 06/28/2021	(4,784.41)
08/02/2021	5698	ENVIRONMENTAL DEVELOPMENT PARTNERS	CK# 5698, JULY 2021 OPERATOR BILL, STMT. 46266, DTD. 07/26/2021	(2,916.53)
09/06/2021	1040	ENVIRONMENTAL DEVELOPMENT PARTNERS	CK# 1040, AUGUST 2021 OPERATOR BILL, STMT. 47458, DTD. 08/30/2021	(2,247.98)
10/04/2021	1084	ENVIRONMENTAL DEVELOPMENT PARTNERS	CK# 1084, SEPTEMBER 2021 OPERATOR BILL, STMT. 48137, DTD. 09/28/2021	(1,664.14)
11/01/2021	1145	ENVIRONMENTAL DEVELOPMENT PARTNERS	CK# 1145, OCTOBER 2021 OPERATOR BILL, STMT. 48998, DTD. 10/25/2021	(5,972.88)
12/06/2021	1198	ENVIRONMENTAL DEVELOPMENT PARTNERS	CK# 1198, NOVEMBER 2021 OPERATOR BILL, STMT. 50112, DTD. 11/24/2021	(8,608.60)
01/03/2022	1238	ENVIRONMENTAL DEVELOPMENT PARTNERS	CK# 1238, DECEMBER 2021 OPERATOR BILL, STMT. 51032, DTD. 12/22/2021	(2,256.90)
02/07/2022	1290	ENVIRONMENTAL DEVELOPMENT PARTNERS	CK# 1290, JANUARY 2022 OPERATOR BILL, STMT. 52074, DTD. 01/31/2022	(179.50)
03/07/2022	1343	ENVIRONMENTAL DEVELOPMENT PARTNERS	CK# 1343, FEBRUARY 2022 OPERATOR BILL, STMT. 53038, DTD. 02/25/2022	(1,221.00)
04/04/2022	1398	ENVIRONMENTAL DEVELOPMENT PARTNERS	CK# 1398, MARCH 2022 OPERATOR BILL, STMT. 53863, DTD. 03/25/2022	(4,883.61)
05/02/2022	1448	ENVIRONMENTAL DEVELOPMENT PARTNERS	CK# 1448, APRIL 2022 OPERATOR BILL, STMT. 54788, DTD. 04/25/2022	(2,886.13)
06/06/2022	1494	ENVIRONMENTAL DEVELOPMENT PARTNERS	CK# 1494, MAY 2022 OPERATOR BILL, STMT. 56092, DTD. 05/31/2022	(213.16)
07/05/2022	1531	ENVIRONMENTAL DEVELOPMENT PARTNERS	CK# 1531, JUNE 2022 OPERATOR BILL, STMT. 57165, DTD. 06/27/2022	0.00
08/01/2022	1579	ENVIRONMENTAL DEVELOPMENT PARTNERS	CK# 1579, JULY 2022 OPERATOR BILL, STMT. 57956, DTD. 07/26/2022	0.00
09/06/2022	1639	ENVIRONMENTAL DEVELOPMENT PARTNERS	CK# 1639, AUGUST 2022 OPERATOR BILL, STMT. 59175, DTD. 08/22/2022	0.00
10/03/2022	1699	ENVIRONMENTAL DEVELOPMENT PARTNERS	CK# 1699, SEPTEMBER 2022 OPERATOR BILL, STMT. 60354, DTD. 09/28/2022	0.00
11/07/2022	1753	ENVIRONMENTAL DEVELOPMENT PARTNERS	CK# 1753, OCTOBER 2022 OPERATOR BILL, STMT. 61838, DTD. 10/31/2022	0.00
12/05/2022	1795	ENVIRONMENTAL DEVELOPMENT PARTNERS	CK# 1795, NOVEMBER 2022 OPERATOR BILL, STMT. 62956, DTD. 11/17/2022	0.00
01/02/2023	1831	ENVIRONMENTAL DEVELOPMENT PARTNERS	CK# 1831, DECEMBER 2022 OPERATOR BILL, STMT. 64225, DTD. 12/16/2022	0.00
02/06/2023	1877	ENVIRONMENTAL DEVELOPMENT PARTNERS	CK# 1877, JANUARY 2023 OPERATOR BILL, STMT. 66052, DTD. 01/30/2023	0.00
03/06/2023	1939	ENVIRONMENTAL DEVELOPMENT PARTNERS	CK# 1939, FEBRUARY 2023 OPERATOR BILL, STMT. 66859, DTD. 02/23/2023	(12,082.64)
04/03/2023	1976	ENVIRONMENTAL DEVELOPMENT PARTNERS	CK# 1976, MARCH 2023 OPERATOR BILL, STMT. 68148, DTD. 03/28/2023	0.00
05/01/2023	2015	ENVIRONMENTAL DEVELOPMENT PARTNERS	CK# 2015, APRIL 2023 OPERATOR BILL, STMT. 69295, DTD. 04/20/2023	(60,376.56)
06/05/2023	2066	ENVIRONMENTAL DEVELOPMENT PARTNERS	CK# 2066, MAY 2023 OPERATOR BILL, STMT. 70582, DTD. 05/24/2023	(8,090.39)
07/10/2023	2126	ENVIRONMENTAL DEVELOPMENT PARTNERS	CK# 2126, MAY 2023 OPERATOR BILL, STMT. 70582, DTD. 05/24/2023	(41,711.27)
08/07/2023	2169	ENVIRONMENTAL DEVELOPMENT PARTNERS	CK# 2169, JULY 2023 OPERATOR BILL, STMT. 73014, DTD. 07/31/2023	(33,092.38)
09/11/2023	2222	ENVIRONMENTAL DEVELOPMENT PARTNERS	CK# 2222, AUGUST 2023 OPERATOR BILL, INV. 74453, DTD. 09/05/2023	(30,390.75)
6/3/2019	4377	GENSOLUTIONS, LLC		(1,967.93)
6/3/2019	4410	T&C CONSTRUCTION, LTD	CK# 4410, PAY EST #1; REHAB OF LS #1	(31,500.00)
7/1/2019	4457	T&C CONSTRUCTION, LTD	PAY EST #2; REHAB OF LS #1 CK#4526, INV. 19-105, JOB 14-01-00, U.I.U. 08/02/2019, DESIGN OF REHAB OF COMPAQ CENTER LIFT STATION	(55,260.00)
8/8/2019		EBY ENGINEERS INC. ENVIRONMENTAL DEVELOPMENT		(5,702.46)
8/5/2019	4496	PARTNERS	CK# 4496, JULY 2019 OPERATOR BILL, STMT. 26898, DTD. 07/29/2019, FIRE HYDRANTS & LIFT STATION PUMPS	(15,884.75)
8/5/2019	4508	T&C CONSTRUCTION, LTD	PAY EST #3; REHAB OF LS #1	(33,840.00)
9/3/2019	4537	T&C CONSTRUCTION, LTD	CK# 4537, PAY EST #4; REHAB OF LS #1	(112,860.00)

HARRIS COUNTY MUNICIPAL UTILITY DISTRICT NO. 286

9/3/2019	4546	EBY ENGINEERS INC.	INV.19-117, JOB 14-01-00, DTD. 08/27/2019, DESIGN OF REHAB OF COMPAQ CENTER LIFT STATION	(2,623.66)
9/3/2019	4547	EBY ENGINEERS INC.	INV.19-117, JOB 14-01-00, U.I.U. 08/27/2019, DESIGN OF SURFACE PREPARATION & COATING OF WATER PLANT #1	(3,908.71)
10/7/2019	4600	EBY ENGINEERS INC.	CK#4600, INV.19-131, U.I.U. 10/01/2019, AUGUST 2019, DESIGN OF SURFACE PREPARATION & COATING OF WA...	(3,662.83)
10/7/2019	4601	CFG INDUSTRIES, LLC	CK# 4601; PAY EST #1, U.I.U. 10/03/2019- WP#1 PAINTING	(64,125.00)
10/7/2019	4603	T&C CONSTRUCTION, LTD	CK# 4603; PAY EST #5; REHAB OF LS #1	(82,575.00)
10/7/2019	4604	EBY ENGINEERS INC.	CK#4604, INV.19-130, U.I.U. 10/01/2019, AUGUST 2019, DESIGN OF REHAB OF COMPAQ CENTER LIFT STATION	(4,110.64)
11/4/2019	4641	EBY ENGINEERS INC.	CK#4641, INV.19-141, U.I.U. 10/28/2019, SEPTEMBER 2019, DESIGN OF REHAB OF COMPAQ CENTER LIFT STA...	(2,442.95)
11/4/2019	4642	EBY ENGINEERS INC.	CK#4642, INV.19-142, U.I.U. 10/28/2019, SEPTEMBER 2019, DESIGN OF SURFACE PREPARATION & COATING O...	(5,610.45)
11/4/2019	4645	T&C CONSTRUCTION, LTD	CK# 4645; PAY EST #6; REHAB OF LS #1	(16,380.00)
11/4/2019	4646	CFG INDUSTRIES, LLC	CK# 4646; PAY EST #2, U.I.U. 10/24/2019- WP#1 PAINTING	(16,650.00)
12/2/2019	4674	EBY ENGINEERS INC.	CK#4674, INV.19-155, U.I.U. 11/28/2019, DESIGN OF SURFACE PREPARATION & COATING OF WATER PLANT #1...	(9,138.30)
12/2/2019	4675	EBY ENGINEERS INC.	CK#4675, INV.19-154, U.I.U. 11/28/2019, DESIGN OF REHAB OF COMPAQ CENTER LIFT STATION- OCTOBER 2019	(1,639.42)
12/2/2019	4678	T&C CONSTRUCTION, LTD	CK# 4678; PAY EST #7; REHAB OF LS #1	(26,100.00)
1/6/2020	4722	EBY ENGINEERS INC.	CK#4722, INV.20-04, DTD. 01/02/2019, DESIGN OF SURFACE PREPARATION & COATING OF WATER PLANT #1-...	(6,639.75)
1/6/2020	4723	EBY ENGINEERS INC.	CK#4723, INV.20-03, DTD. 01/02/2019, DESIGN OF REHAB OF COMPAQ CENTER LIFT STATION- NOVEMBER 2019	(1,885.43)
1/6/2020	4727	CFG INDUSTRIES, LLC	CK# 4727; PAY EST #4, DTD 12/23/2019- WP#1 PAINTING	(41,625.00)
1/6/2020	4729	T&C CONSTRUCTION, LTD	CK# 4729; PAY EST #8; REHAB OF LS #1	(15,750.00)
2/3/2020	4749	C & C WATER SERVICES, LLC.	CK# 4749; INV. C238, DTD. 12/19/2019; WP#1- BOOSTER PUMP REPAIR	(6,420.00)
2/3/2020	4766	NEIL TECHNICAL SERVICES, CORP.	CK# 4766, INV. 91883, DTD. 12/30/2019, LS#2- FIX BAD SOCKET ON CENTERPOINT METER	(1,040.00)
2/3/2020	4788	DIVISION OF CUSTOM PAVING, INC	CK# 4788, INV. 3347, DTD 01/21/2020; INSTALL HOT-POUR CRACK-FILL TO LAKEWOOD FOREST WALKING TRAILS	(4,152.75)
2/3/2020	4791	EBY ENGINEERS INC.	CK#4791, INV.20-14, DTD. 01/30/2020, DESIGN OF SURFACE PREPARATION & COATING OF WATER PLANT #1-...	(3,732.90)
2/3/2020	4792	EBY ENGINEERS INC.	CK#4792, INV.20-13, DTD. 01/30/2020, DESIGN OF REHAB OF COMPAQ CENTER LIFT STATION- DECEMBER 2019	(3,298.74)
2/3/2020	4795	T&C CONSTRUCTION, LTD	CK# 4795; PAY EST #9; REHAB OF LS #1	(33,268.00)
3/2/2020	4845	EBY ENGINEERS INC.	CK#4845, INV.20-23, DTD. 02/26/2020, DESIGN OF REHAB OF COMPAQ CENTER LIFT STATION- JANUARY 2020	(2,230.30)
3/2/2020	4846	EBY ENGINEERS INC.	CK#4846, INV.20-24, DTD. 02/26/2020, DESIGN OF SURFACE PREPARATION & COATING OF WATER PLANT #1-...	(6,685.35)
3/2/2020	4848	CFG INDUSTRIES, LLC	CK# 4848; PAY EST #6, DTD 02/26/2020- WP#1 PAINTING	(58,725.00)
4/6/2020	4866	EBY ENGINEERS INC.	CK#4866, INV.20-46, DTD. 03/26/2020, DESIGN OF SURFACE PREPARATION & COATING OF WATER PLANT #1-...	(5,812.05)
4/6/2020	4868	EBY ENGINEERS INC.	CK#4868, INV.20-45, U.I.U. 03/26/2020, DESIGN OF REHAB OF COMPAQ CENTER LIFT STATION- FEBRUARY 2020	(338.24)
4/6/2020	4870	CFG INDUSTRIES, LLC	CK# 4870; PAY EST #7, U.I.U. 03/26/2020- WP#1 PAINTING	(41,985.00)
4/6/2020	4881	ELECTRICAL FIELD SERVICES, INC	CK# 4881, INV. 32042, U.I.U. 01/23/2020, WP#- REPLACE ALL BOOSTER PUMP MOTORS	(22,352.60)
4/6/2020	4882	GENSOLUTIONS, LLC	CK# 4882, INV. 3378, U.I.U. 02/26/2020, REPLACE 1000A ATS & WIRE	(26,068.50)
4/6/2020	4883	GENSOLUTIONS, LLC	CK# 4883, INV. 3437, U.I.U. 03/09/2020, REMOVE 2 BU BATTERIES	(763.41)
5/4/2020	4952	EBY ENGINEERS INC.	CK#4952, INV.20-50, U.I.U. 04/30/2020, DESIGN OF SURFACE PREPARATION & COATING OF WATER PLANT #1-...	(6,837.60)

4/7/2025

HARRIS COUNTY MUNICIPAL UTILITY DISTRICT NO. 286

5/4/2020	4954	CFG INDUSTRIES, LLC	CK# 4954; PAY EST #8, U1U 04/20/2020- WP#1 PAINTING	(67,500.00)
5/4/2020	4958	CENTERPOINT ENERGY	14802 JONES ROAD, UNDERGROUP GAS CK# 4958; INV. 49245, U1U. 04/24/2020; PAY APPLICATION # 1- RD20006 WP	(10,550.00)
6/1/2020	4985	ALL-TEX ROOFING, LLC	CK# 4985; PAY EST #9, U1U 05/21/2020- WP#1 PAINTING	(16,800.00)
6/1/2020	4987	CFG INDUSTRIES, LLC	CK#4987, INV. 20-15, U1U. 05/21/2020 DESIGN OF SURFACE PREPARATION & COATING OF WATER PLANT #1-...	(60,750.00)
6/1/2020	4990	EBY ENGINEERS INC.	CK#5058, INV. 20-85, U1U. 01/02/2020; DESIGN OF REHAB OF COMPAQ CENTER LIFT STATION- MAY 2020	(4,264.80)
7/6/2020	5058	EBY ENGINEERS INC.	CK# 5052; PAY EST #10, U1U 01/02/2020- WP#1 PAINTING	(812.34)
7/6/2020	5062	CFG INDUSTRIES, LLC	CK#5052, INV. 20-95, U1U. 01/23/2020; DESIGN OF SURFACE PREPARATION & COATING OF WATER PLANT #1-...	(27,000.00)
8/3/2020	5095	EBY ENGINEERS INC.	CK# 5097; PAY EST #10 & FINAL; REHAB OF LS #1	(3,729.48)
8/3/2020	5097	T&C CONSTRUCTION, LTD	CK# 5099; PAY EST #11, U1U 01/02/2020- WP#1 PAINTING	(11,467.00)
8/3/2020	5099	CFG INDUSTRIES, LLC	CK# 5131, INV. 33580, U1U. 01/31/2020, WP- RE-PLACE HANDEL MECHANISM FOR BREAKER	(32,130.00)
9/7/2020	5131	ELECTRICAL FIELD SERVICES, INC	CK# 5136; INV. 11731, DTD. 08/30/2020; INSPECTION & ALIGNMENT ON LAMSON BLOWER	(1,068.60)
9/7/2020	5136	JAVELINA MECHANICAL SERVICES, INC.	CK# 5162; INV. 3313, U1U. 09/18/2020; PAVEMENT STRIPPING & MARKING & PAINT 2 ADA RAMPS / REPLACE...	(750.00)
9/7/2020	5162	PAVEMENT CONSTRUCTORS, INC.	CK# 5164; INV. 25956, DTD. 08/14/2020, 130 IN.FT 3 RAIL SPLIT CEDAR FENCING- FINISHED 08/14/2020	(2,240.00)
9/7/2020	5164	BRIAN GARDENS LANDSCAPE DESIGN&IRRIGATION	CK#5164, INV. 20-105, U1U. 09/03/2020; DESIGN OF SURFACE PREPARATION & COATING OF WATER PLANT #1-...	(3,948.10)
9/7/2020	5166	EBY ENGINEERS INC.	CK#5167, INV. 20-105, U1U. 09/03/2020; DESIGN OF REHAB OF COMPAQ CENTER LIFT STATION- JULY 2020	(9,136.98)
9/7/2020	5167	EBY ENGINEERS INC.	CK# 5159; PAY EST #12, U1U 09/03/2020- WP#1 PAINTING	(478.53)
9/7/2020	5169	CFG INDUSTRIES, LLC	CK# 5218, INV. 124356, DTD. 09/30/2020, INSTALL 5 NEW CAMERAS & DVR	(133,740.00)
10/5/2020	5219	ADVANTAGE SECURITY INTEGRATION, LTD	CK# 5222, INV. 6000328, U1U. 09/21/2020, DISASSEMBLE, CLEAN, INSPECT & REPAIR VALVE ASSEMBLY	(2,577.00)
10/5/2020	5222	PATRIOT PRODUCTION & RENTAL SERVICES, LLC	CK# 5223; PAY EST #13, EBY U1U 10/02/2020- REQUEST DTD 09/03/2020- WP#1 PAINTING	(1,058.50)
10/5/2020	5223	CFG INDUSTRIES, LLC	CK#5223, INV. 20-115, U1U. 10/02/2020, AUG 2020, DESIGN OF SURFACE PREP & COATING OF WP NO. 1	(24,750.00)
10/5/2020	5225	EBY ENGINEERS INC.	CK#5267, INV. 20-125, U1U. 10/21/2020; DESIGN OF SURFACE PREPARATION & COATING OF WATER PLANT # 1...	(4,992.60)
11/2/2020	5267	EBY ENGINEERS INC.	CK# 5269; PAY EST #14 & FINAL, EBY DTD 10/27/2020- REQUEST DTD 09/03/2020- WP#1 PAINTING	(7,026.50)
11/2/2020	5269	CFG INDUSTRIES, LLC	CK# 5322, INV. 20-135, U1U. 12/02/2020; DESIGN OF SURFACE PREPARATION & COATING OF WATER PLANT #...	(77,620.00)
12/7/2020	5322	EBY ENGINEERS INC.	CK# 5358, INV. 20-145, U1U. 12/29/2020; DESIGN OF SURFACE PREPARATION & COATING OF WATER PLANT #...	(3,792.45)
1/4/2021	5356	EBY ENGINEERS INC.	CK# 5533; INV. 11829, U1U. 02/04/2020; CHECK OIL LEAKS, ALIGNMENT ON 4 BLOWERS & REPLACE OMEGA 2...	(3,769.65)
5/3/2021	5533	JAVELINA MECHANICAL SERVICES, INC.	CK# 5535, INV. 101453, U1U. 03/31/2021, WWW IF- INVESTIGATE STEP SCREEN OPERATIONS	(1,250.00)
5/3/2021	5535	NEIL TECHNICAL SERVICES, CORP.	CK# 5539, INV. 52510, U1U. 04/09/2021, 350 MAGNESIUM HYDROXIDE GALLONS & PERISTALTIC PUMP TUBE	(1,625.00)
5/3/2021	5539	WATER UTILITY SERVICES, INC.	CK# 5609, INV. 13154, DTD. 05/28/2021, LANDSCAPE REVITALIZATION FOR LAKEWOOD CROSSING PARK	(1,460.00)
6/7/2021	5609	VISTA LANDSCAPE SERVICES, LLC	CK# 5610, INV. 21-4-53, U1U. 05/01/2021; CONSTRUCTION ADMIN; CONTRACT PREP & BIDDING OF WATER WE...	(10,865.00)
6/7/2021	5610	EBY ENGINEERS INC.	CK# 5652, INV. 9318, U1U. 04/30/2021, REPLACE PUMP, MOTOR & PIPES	(3,570.45)
7/6/2021	5652	ALSAY INCORPORATED	CK# 5653, INV. 9392, U1U. 05/31/2021, PULL AND REPLACE PUMP, MOTOR & PIPES	(14,323.00)
7/6/2021	5653	ALSAY INCORPORATED	CK# 5658, INV. 21-4-12, U1U. 08/30/2021; CONSTRUCTION ADMIN; CONTRACT PREP & BIDDING OF WATER WE...	(25,250.00)
7/6/2021	5656	EBY ENGINEERS INC.	04/26/2021, WELL REWORK	(1,659.50)
8/2/2021	5708	NEW TECH GLOBAL VENTURES	CK# 1047, INV. 9421, U1U. 01/30/2021, PULL AND REPLACE PUMP, MOTOR & PIPES	(8,200.00)
9/6/2021	1047	ALSAY INCORPORATED	CK# 1092, INV. 9441, U1U. 08/31/2021, PULL AND REPLACE PUMP, MOTOR & PIPES	(148,373.20)
10/4/2021	1092	ALSAY INCORPORATED	CK# 1093, PAY EST FINAL INV. 9447; DTD. 09/30/2021, PULL AND REPLACE PUMP, MOTOR & PIPES	(9,587.50)
10/4/2021	1093	ALSAY INCORPORATED	CK# 1094; INV. 2 (INV HAS 1) DTD: 05/20/2021 WATER PLANT REPAIRS, INSPECTION, 05/07/2021 TO 05/...	(650.00)
10/4/2021	1094	NEW TECH GLOBAL VENTURES, LLC.		(13,567.26)

HARRIS COUNTY MUNICIPAL UTILITY DISTRICT NO. 286

10/4/2021	1095	NEW TECH GLOBAL VENTURES, LLC.	CK# 1095; INV. 3 DTD: 08/09/2021 WATER PLANT REPAIRS, INSPECTION, 07/23/2021 TO 08/09/2021- ENGL...	(13,327.83)
10/4/2021	1097	EBY ENGINEERS INC.	CK# 1097, INV. 21-4-102, DTD: 09/30/2021; CONSTRUCTION ADMIN: CONTRACT PREP & BIDDING OF WATER W...	(1,264.45)
11/1/2021	1120	EBY ENGINEERS INC.	CK#1120, INV. 21-4-112, JOB 14-01-00, CONSTRUCTION ADM FOR WATER WELL #1	(1,069.54)
11/1/2021	1128	ADVANTAGE SECURITY INTEGRATION, LTD	CK#1128, INV. 129652, DTD. 08/08/2021, 11602 CYPRESSWOOD, ALONSO SERVICE, AUDIO	(260.00)
11/1/2021	1129	ADVANTAGE SECURITY INTEGRATION, LTD	CK# 1129, INV.130881, DTD. 11/01/2021, EYEFORCE REMOTE VIDEO MONITORING- NOVEMBER 2021	(900.00)
12/6/2021	1176	ADVANTAGE SECURITY INTEGRATION, LTD	CK# 1176, INV.131163, DTD. 11/08/2021, AUDIO SPEAKERS NOT WORKING	(291.89)
12/6/2021	1177	ADVANTAGE SECURITY INTEGRATION, LTD	CK# 1177, INV.131189, DTD. 11/17/2021, VIDEO NOT WORKING	(373.57)
12/6/2021	1178	ADVANTAGE SECURITY INTEGRATION, LTD	CK# 1178, INV.131190, DTD. 11/17/2021, INVESTIGATE CAMPERA #4 HAVING ISSUES	(165.00)
12/6/2021	1206	PATRIOT PRODUCTION & RENTAL SERVICES, LLC	CK# 1206, INV. G000374, DTD. 07/30/2021, PLUG SPECIAL 2" LINE PIPE MALE THREADS BOTTOM X BLANK T...	(444.81)
12/6/2021	1210	EBY ENGINEERS INC.	CK#1210, INV. 21-4-122, JOB 14-01-00, CONSTRUCTION ADM FOR WATER WELL #1- OCTOBER 2021	(319.54)
1/3/2022	1248	PATRIOT PRODUCTION & RENTAL SERVICES, LLC	CK#1248, INV. G000404, DTD. 12/17/2021, WELL LOCATION, PULSE CARD & BATTERY	(5,994.00)
1/3/2022	1250	BAKENHUS ELECTRIC CO.	CK# 1250; DTD 10/28/2021; INSTALL 2 LED LAMPS & POLES & REPAIRS	(1,100.00)
3/7/2022	1323	ADVANTAGE SECURITY INTEGRATION, LTD	CK#1323, INV. 133163, DTD. 02/25/2022,REPLACED CAMERA AT SKATE PARK	(792.85)
3/7/2022	1332	NEIL TECHNICAL SERVICES, CORP.	CK# 1332, INV. 101463-2, DTD. 02/11/2022, WWTP- REPAIR STEP SCREEN	(25,621.00)
5/2/2022	1437	PATRIOT PRODUCTION & RENTAL SERVICES, LLC	CK#1437, INV. G000425 DTD. 04/25/2022, REPLACE GAS DETECTORS FOR #2,3,4,5,6 & 8, REPLACE RECEVE...	(9,053.00)
6/6/2022	1493	ALSAY INCORPORATED	CK# 1493, INV. 1744; DTD. 06/03/2022; REPAIR GAS LEAK- PULL AND REET DISCHARGE HEAD & ABOVE GROU...	(7,969.00)
9/6/2022	1648	EBY ENGINEERS INC.	CK# 1648; INV. 22-4-093, DTD 09/01/2022, JOB 14-01-00, DESIGN OF STP MAINTENANCE REPAIRS- JULY 2022	(1,555.47)
10/3/2022	1683	GENSOLUTIONS, LLC	CK# 1683, INV. 8116, DTD. 08/18/2022, LS3-REPLACE 3D VOLTAGE GAUGE & HOUR METER- 20420 CHASEWOOD...	(652.04)
10/3/2022	1694	SIGN QUICK	CK# 1694, INV. 59207, DTD. 09/14/2022; SIGNS	(97.98)
10/3/2022	1698	EBY ENGINEERS INC.	CK# 1698; INV. 22-4-103, DTD 09/28/2022, JOB 14-01-00, DESIGN OF STP MAINTENANCE REPAIRS- AUGUS...	(6,202.37)
11/7/2022	1750	EBY ENGINEERS INC.	CK# 1750; INV. 22-4-113, DTD 11/01/2022, JOB 14-01-00, DESIGN OF STP MAINTENANCE REPAIRS- SEPTEM...	(9,130.18)
11/7/2022	1751	CFG INDUSTRIES, LLC	CK# 1751; PAY EST #1, DTD 10/24/2022- REQUEST DTD 11/01/2022- MAINTENANCE REPAIRS AT STP	(185,220.00)
12/5/2022	1790	EBY ENGINEERS INC.	CK# 1790; INV. 22-4-123, DTD 11/22/2022, JOB 14-01-00, DESIGN OF STP MAINTENANCE REPAIRS- OCTOBE...	(6,288.40)
12/5/2022	1809	CFG INDUSTRIES, LLC	ESTIMATE #2, MAINTENANCE REPAIRS AT STP	(126,190.00)
1/3/2023	1846	CFG INDUSTRIES, LLC	ESTIMATE #3, MAINTENANCE REPAIRS AT STP	(16,390.00)
2/6/2023	1877	EDP	STORM CROSSING & SAN SWR CROSSING	(25,806.15)

4/7/2025

HARRIS COUNTY MUNICIPAL UTILITY DISTRICT NO. 286

5/1/2023	2015	EDP	COMMERCIAL WATER TAPS & VALVES	(58,135.50)
5/1/2023	2027	CHIEF SOLUTIONS, INC.	INV. 70785, CLEAN & TELEWISE LINES	(7,953.00)
6/5/2023	2070	EBY ENGINEERS INC.	CK# 2070; INV. 23-4-062, DTD 06/01/2023, JOB 14-01-00, WATERLINE LOWERING UNDER FAULKLEY GULLY- A...	(2,517.65)
6/5/2023	2077	ADVANTAGE SECURITY INTEGRATION, LTD	CK# 2077, INV. 141950, DTD. 06/01/2023, EYEFORCE REMOTE VIDEO MONITORING	(900.00)
6/5/2023	2078	CHIEF SOLUTIONS, INC	CK# 2078; INV 70899 DTD 05/18/2023 PHASE 1 03142023-CLEAN & TELEWISE LINES	(17,072.00)
6/5/2023	2079	CHIEF SOLUTIONS, INC	CK# 2079; INV 70899 DTD 05/18/2023 PHASE 1 03142023-CLEAN & TELEWISE LINES	(81.00)
8/7/2023	2152	YELLOW LANDSCAPE	INV. NH581286, DTD 07/20/2023, IRRIGATION REPAIRS - ROTOR ZONES INSTALL - JONES ROAD	(22,032.53)
9/11/2023	2235	EBY ENGINEERS INC.	CK# 2235; INV. 23-4-092, DTD 09/07/2023, JOB 14-01-00, PREPARATION OF BID DOCUMENTS FOR SANITARY...	(3,902.76)
9/11/2023	2236	EBY ENGINEERS INC.	CK# 2236; INV. 23-4-093, DTD 09/07/2023, JOB 14-01-00, WATERLINE LOWERING UNDER FAULKLEY GULLY- J...	(3,064.71)
10/09/2023	2281	EBY ENGINEERS INC.	CK#2281, INV. 23-4-103, JOB 14-01-00, DTD. 10/05/2023, AUGUST 2023 WATERLINE LOWERING UNDER FAUL...	(3,805.49)
10/09/2023	2283	EBY ENGINEERS INC.	CK#2283, INV. 23-4-102, JOB 14-01-00, SEPT 2023, BIDDING OF PROJECT INCL ADVERTISEMENTS, BID, EX...	(3,501.96)
11/06/2023	2294	PLAYGROUND SOLUTIONS OF TEXAS, INC.	CK# 2294; INV. 232906, DTD. 07/24/2023- INSTALL PLAY SEAT & SWING HANGER	(4,777.13)
12/04/2023	2363	GREEN HOMES HVA/C	CK# 2363; INV. 2973600, DTD 11/09/2023; 3 TON RUUD PACKAGE UNIT & INSTALL	(7,491.00)
12/04/2023	2364	BAKENHUS ELECTRIC CO.	CK# 2364; DTD 11/13/2023; REPAIR LIGHTS UNDER GAZEBO, CHECKED FLOOD LIGHTS	(968.95)
12/04/2023	2365	EBY ENGINEERS INC.	CK# 2365; INV. 23-4-122, DTD 11/30/2023, JOB 14-01-00, EXECUTION OF CONTRACTS	(580.00)
01/10/2024	2418	TMS UTILITY, LLC	CK# 2418; INV. 286-001, DTD 12/13/2023; SANITARY SEWER REHAB PHASE 1	(29,700.00)
01/10/2024	2424	INFRAMARK	CK#2424, INV. 153035, DTD. 12/22/2023. SWR SYS TELEVISED & REPLACE BLOWER MOTOR	(13,539.55)
01/10/2024	2422	EBY ENGINEERS INC.	CK# 2422; INV. 23-4-122-B, DTD 01/08/2024, JOB 14-01-00, SANITARY SEWER REHAB PROJ- CONSTRUCTION...	(5,088.20)
01/10/2024	2432	PLAYGROUND SOLUTIONS OF TEXAS, INC.	CK#2432, INV. 233081, DTD. 12/04/2023, JOB 230238-3479; PARK BENCHES	(5,426.55)
02/05/2024	2444	MAGNA FLOW ENVIRONMENTAL, INC.	CK# 2444, INV. 83760, DTD. 10/23/2023, BOTTOM CLEAN AERATION & CLARIFIER- 10/09/2023 - 10/09/2023	(5,000.00)
02/05/2024	2459	BAKENHUS ELECTRIC CO.	CK# 2459; DTD 12/14/2023; INSTALL MOTION SENSOR, PHOTOCELL & TIMER ON CANOPY LIGHTS	(214.50)
03/04/2024	2514	CANYON CONSTRUCTION COMPANY, INC.	CK# 2514; PAY EST #1- WATERLINE LOWERING	(11,700.00)
03/04/2024	2522	EBY ENGINEERS INC.	INV. 23-4-032, DTD. 03/01/2024, SAN SWR REHAB PROJECT	(1,074.85)
04/01/2024	2580	CANYON CONSTRUCTION COMPANY, INC.	CK# 2580; PAY EST #2- WATERLINE LOWERING	(107,525.00)
04/01/2024	2581	EBY ENGINEERS INC.	CK# 2581; INV. 23-4-042, DTD 03/28/2024, JOB 14-01-00, WATERLINE LOWERING UNDER FAULKLEY GULLY- F...	(3,498.26)

4/7/2025

HARRIS COUNTY MUNICIPAL UTILITY DISTRICT NO. 286

05/06/2024	2632	EBY ENGINEERS INC.	CK# 2632; INV. 23-4-052, DTD 05/02/2024, JOB 14-01-00, WATERLINE LOWERING UNDER FAULKEY GULLY-M...	(7,318.47)
05/06/2024	2633	EBY ENGINEERS INC.	CK# 2633; INV. 23-4-053, DTD 05/02/2024, JOB 14-01-00, MEXCOR DUMPING POLLUTANT INTO SANITARY SE...	(493.95)
06/03/2024	2685	MAGNA FLOW ENVIRONMENTAL, INC.	CK# 2685, INV. 87122, DTD. 03/31/2024, PUMP DOWN AERATION WITH 6" PUMP & BOTTOM CLEAN CLARIFIER ...	(23,313.48)
07/01/2024	2712	WRIGHT SOLUTIONS, LLC	CK# 2712; INV. 32681, DTD 05/02/2024; WWTP-REPAIR AIR HEADER UNDER BAR- 04/10/2024	(2,275.00)
07/01/2024	2713	ELECTRICAL FIELD SERVICES, INC	CK# 2713, INV. 42834, DTD. 06/03/2024, WP2- REPAIR SERVICE POLE & REPLACE DISCONNECTS READY FOR ...	(54,277.40)
07/01/2024	2735	CANYON CONSTRUCTION COMPANY, INC.	CK# 2735; PAY EST #3- WATERLINE LOWERING	(6,275.00)
07/01/2024	2738	TORRES BROTHERS PAINTING	CK# 2738, INV. 411, DTD. 06/28/2024; PRESSURE WASH PARK & PAINT REPAIRS	(1,200.00)
07/01/2024	2739	EBY ENGINEERS INC.	CK# 2739; INV. 23-4-073, DTD 06/28/2024, JOB 14-01-00, REGARDING PROPOSED PICKLEBALL COURT @ PAR...	(4,487.00)
07/01/2024	2740	EBY ENGINEERS INC.	CK# 2740; INV. 23-4-072, DTD 06/28/2024, JOB 14-01-00, WATERLINE LOWERING UNDER FAULKEY GULLY- ...	(2,215.31)
08/05/2024	2765	ADVANTAGE SECURITY INTEGRATION, LTD	CK# 2765, INV. 1935, DTD 07/19/2024; CCTV CAMERA SYSTEM UPGRADE - EYEFORCE REMOTE VIDEO MONITORING	(5,944.72)
09/09/2024	2835	GENSOLUTIONS, LLC	CK# 2835, INV. 13576, U I U. U //29/2024, WP1- INSTALL BALL VALVE & HEATER HOSE	(1,368.07)
09/09/2024	2843	R.G. MILLER ENGINEERS, INC.	VOIDED	0.00
09/09/2024	2844	EBY ENGINEERS INC.	CK# 2844; INV. 24-4-092, U I U 09/04/2024, JOB 14-01-00, REGARDING PROPOSED PICKLEBALL COURT @	(4,390.41)
10/07/2024	2887	R.G. MILLER ENGINEERS, INC.	CK# 2887; INV. 91881REVISE, DTD 09/11/2024, PROJ: 0000069667.0000; GIS DATA CREATION & DELIVERY-...	(14,134.25)
11/04/2024	2947	EBY ENGINEERS INC.	CK# 2947 INV. 24-4-112, DTD 10/31/2024, JOB 14-01-00, REGARDING PROPOSED PICKLEBALL COURT @ PARK...	(1,305.00)
02/03/2025	3096	EBY ENGINEERS INC.	CK# 3096 INV. 25-5-022, DTD 01/30/2025, JOB 14-01-00, REGARDING PROPOSED PICKLEBALL COURT @ PARK...	(1,328.76)
03/03/2025	3148	EBY ENGINEERS INC.	CK# 3148; INV. 25-5-032, DTD 02/26/2025, JOB 14-01-00, REGARDING PROPOSED PICKLEBALL COURT @ PAR...	(2,420.01)
04/07/2025	3213	EBY ENGINEERS INC.	CK# 3213; INV. 25-5-042, DTD 04/04/2025, JOB 14-01-00, REGARDING PROPOSED PICKLEBALL COURT @ PAR...	(4,438.81)

\$	(4,151,099.52)
----	----------------

\$	1,728,900.48
----	--------------

HARRIS COUNTY MUNICIPAL UTILITY DISTRICT NO. 286

INVESTMENT REPORT				03/05/2025 - 04/07/2025			
CURRENT INVESTMENTS							
TYPE OF INVESTMENT	PURCHASE DATE	MATURITY DATE	RATE	BOOK VALUE	VALUE LAST REPORT	ADDED VALUE	MARKET VALUE
OPERATING ACCOUNT							
TEXPOOL -POOLED FUND-AAAm Rating		OPEN	4.3345%	\$ 5,378,714.69	\$ 5,406,585.96	\$ 20,134.30	\$ 5,378,714.69
TEXAS CLASS -POOLED FUND-AAAm Rating		OPEN	4.3499%	\$ 5,828,728.45	\$ 5,731,915.77	\$ 21,812.68	\$ 5,828,728.45
TOTAL POOLED FUND INVESTMENTS				\$ 11,207,443.14	\$ 11,138,501.73	\$ 41,946.98	\$ 11,207,443.14
SECURITIES							
219,000 FACE - US TREASURY BILLS (PER BOK FINANCIAL SECURITIES STMT)	5/29/2024	5/15/2025	5.1200%	\$ 209,545.77	\$ 211,269.90	\$ 4,381.59	\$ 215,651.49
TOTAL MONEY MARKET INVESTMENTS				\$ 209,545.77	\$ 211,269.90	\$ 4,381.59	\$ 215,651.49
MONEY MARKET ACCOUNTS							
CAVANAL HILL GOV SEC PREMIER - MONEY MKT		OPEN	open	\$ 1,207.92	\$ 1,207.92	\$ 7.99	\$ 1,207.92
FIRST FINANCIAL BANK		OPEN	4.3345%	\$ 247,985.86	\$ 249,046.80	\$ 1,060.94	\$ 249,046.80
TOTAL MONEY MARKET INVESTMENTS				\$ 249,193.78	\$ 250,254.72	\$ 1,068.93	\$ 250,254.72
CERTIFICATES OF DEPOSITS							
VERITEX COMMUNITY BANK	12/21/2024	12/21/2025	4.3000%	240,000.00	243,617.76	\$ 1,205.92	\$ 240,000.00
				\$ 240,000.00	\$ 243,617.76	\$ 1,205.92	\$ 240,000.00
TOTAL INVESTMENTS				\$ 11,447,443.14	\$ 11,382,119.49	\$ 43,152.90	\$ 11,447,443.14
COLLATERAL PLEDGED							
CENTRAL BANK	3/12/2025	SEE SCHEDULE	(HOLDINGS BY THIRD PARTY - FHLBANK-DALLAS)			\$	70,801.36
EDUCATIONAL REQUIREMENTS							
CLAUDIA REDDEN	06/29/2006, 4 HRS OF INVESTMENT TRAINING BY UNIV OF NORTH TEXAS AND A.W.B.D, IN GALVESTON, TEXAS 07/11/2007, 6 HRS OF INVESTMENT TRAINING BY TX RURAL WATER ASSOC. IN GALVESTON, TEXAS 11/07/2009, 4 HRS OF INVESTMENT TRAINING AT MCCALL GIBSON 06-09-2011, 4 HRS OF INVESTMENT TRAINING AT 2011 AWBD ANNUAL CONFERENCE 10/26/2013, 4 HRS OF INVESTMENT TRAINING BY MCCALL GIBSON, HOUSTON, TX. 10/17/2015 4 HRS MCCALL GIBSON 05/24/2018, 4 HRS OF INVESTMENT TRAINING BY TEXAS CLASS, KISD MULTIPURPOSE CENTER 09/25/2020 UNV OF N TX CENTER FOR PUBLIC MGMT & GTOT 5 HRS, 10/14/2020 7 HRS PUBLIC TRUST ADVISORS 04/27 & 04/29/2021 7 HRS TX CLASS & PUBLIC FUND ADVISORS, 03/29 & 03/31/22 8 HRS PFIA TRAINING - TX CLASS & PUBLIC FUND TRUST ADVISORS 12/14/2022, 5 HRS, UNIV N TEXAS CENTER FOR PUBLIC MANAGEMENT & GTOT, CO SPONSOR HILLTOP SECURITIES 11/16/2023, 5 HRS HILLTOP SECURITIES, 05/15/2024 5 HRS PFIA TRAINING BY TEXAS CLASS, 5 HRS 10-25-2024 HILLTOP SECURITIES						
OPERATING ACCOUNT	INVEST ANY EXCESS FUNDS IN DEMAND ACCT INTO TEXPOOL OR TX CLASS OR CERTIFICATE OF DEPOSITS OR PURCHASE US TREASURY BILLS, NOTES						
THIS REPORT AND THE DISTRICT'S INVESTMENT POLICY ARE SUBMITTED TO THE BOARD FOR ITS REVIEW AND TO MAKE ANY CHANGES THERETO AS DETERMINED BY THE BOARD TO BE NECESSARY AND PRUDENT FOR THE MANAGEMENT OF DISTRICT'S FUNDS. THE INVESTMENTS ARE IN COMPLIANCE WITH THE INVESTMENT POLICY.							
I, Claudia Redden, hereby certify that, pursuant to Senate Bill 253 and in connection with the preparation of this investment report, I have reviewed the divestment lists prepared and maintained by the Texas Comptroller of Public Accounts, and the District does not own direct or indirect holdings in any companies identified on such lists.							
INVESTMENT OFFICER'S SIGNATURE				BOOKKEEPER'S SIGNATURE			

Date	\$ value/sh	Avg % rate	Date	\$ value/sh	Avg % rate	Date	\$ value/sh	Avg % rate	Date	\$ value/sh	Avg % rate	Date	\$ value/sh	Avg % rate
Dec-20	1.000180	0.0909%	Dec-13	1.000030	0.0372%	Dec-06	1.000100	5.2859%	Dec-01	1.000980	2.3597%			
Nov-20	1.000240	0.1231%	Nov-13	1.000030	0.0771%	Nov-06	1.000060	5.2780%	Nov-01	1.001807	2.6291%			
Oct-20	1.000270	0.1335%	Oct-13	1.000060	0.0498%	Oct-06	0.999990	5.2831%	Oct-01	1.001371	2.8912%			
Sep-20	1.000320	0.1474%	Sep-13	1.000080	0.0394%	Sep-06	1.000020	5.3760%	Sep-01	1.001310	3.4700%			
Aug-20	1.000250	0.1768%	Aug-13	1.000100	0.0437%	Aug-06	0.999960	5.2355%	Aug-01	1.000540	3.8800%			
Jul-20	1.000250	0.2082%	Jul-13	1.000080	0.0531%	Jul-06	0.999900	5.2258%	Jul-01	1.000510	4.0900%			
Jun-20	1.000270	0.2165%	Jun-13	1.000040	0.0576%	Jun-06	1.000200	5.0021%	Jun-01	1.000630	4.2600%			
May-20	1.000350	0.2685%	May-13	1.000080	0.0715%	May-06	0.999830	4.9024%	May-01	1.007420	4.4500%			
Apr-20	1.000410	0.4552%	Apr-13	1.000110	0.1022%	Apr-06	0.999770	4.7397%	Apr-01	1.005570	4.9500%			
Mar-20	1.000660	1.0034%	Mar-13	1.000090	0.1047%	Mar-06	0.999800	4.5697%	Mar-01	1.000480	5.3800%			
Feb-20	1.000350	1.5908%	Feb-13	1.000060	0.0935%	Feb-06	0.999830	4.4833%	Feb-01	1.000510	5.6700%			
Jan-20	1.000080	1.9235%	Jan-13	1.000090	0.0888%	Jan-06	0.999840	4.2714%	Jan-01	1.005100	6.0900%			
Dec-19	1.000070	1.6225%	Dec-12	1.000090	0.1506%	Dec-05	0.999850	4.1676%	Dec-00	1.002101	6.4900%			
Nov-19	1.000070	1.6774%	Nov-12	1.000060	0.1654%	Nov-05	0.999750	3.9888%	Nov-00	1.000050	6.5500%			
Oct-19	1.000100	1.9115%	Oct-12	1.000080	0.1657%	Oct-05	0.999800	3.7823%	Oct-00	1.000060	6.5500%			
Sep-19	1.000070	2.1635%	Sep-12	1.000080	0.1572%	Sep-05	0.999850	3.6028%	Sep-00	1.000080	6.5700%			
Aug-19	1.000110	2.1715%	Aug-12	1.000060	0.1313%	Aug-05	1.000000	3.4512%	Aug-00	0.995600	6.5500%			
Jul-19	1.000050	2.3876%	Jul-12	1.000070	0.1316%	Jul-05	0.999870	3.2577%	Jul-00	0.999200	6.5200%			
Jun-19	1.000110	2.3812%	Jun-12	1.000070	0.1366%	Jun-05	0.999910	3.0583%	Jun-00	0.999880	6.5600%			
May-19	1.000100	2.4005%	May-12	1.000070	0.1246%	May-05	0.999960	2.9563%	May-00	0.999770	6.2300%			
Apr-19	1.000000	2.4344%	Apr-12	1.000070	0.1110%	Apr-05	0.999950	2.7591%	Apr-00	0.999800	6.0700%			
Mar-19	0.999970	2.4164%	Mar-12	1.000070	0.1150%	Mar-05	0.999900	2.5708%	Mar-00	0.999880	5.9100%			
Feb-19	0.99995	2.3972%	Feb-12	1.000080	0.0903%	Feb-05	0.999880	2.4406%	Feb-00	0.999930	5.7800%			
Jan-19	0.999960	2.3892%	Jan-12	1.000110	0.0875%	Jan-05	0.999990	2.2325%	Jan-00	0.996870	5.8000%			
Dec-18	0.999940	2.2872%	Dec-11	1.000080	0.0810%	Dec-05	0.999850	4.1676%	Dec-99	0.995000	5.5000%			
Nov-18	0.999870	2.2030%	Nov-11	1.000080	0.1080%	Nov-05	0.999750	3.9888%	Nov-99	0.999410	5.4000%			
Oct-18	0.999880	2.1438%	Oct-11	1.000070	0.0839%	Oct-05	0.999800	3.7823%	Oct-99	0.999500	5.2800%			
Sep-18	0.999890	1.9953%	Sep-11	1.000030	0.0929%	Sep-05	0.999850	3.6028%	Sep-99	0.999400	5.2000%			
Aug-18	0.999940	1.9205%	Aug-11	1.000070	0.0851%	Aug-05	1.000000	3.4512%	Aug-99	0.999190	5.0400%			
Jul-18	0.999960	1.8896%	Jul-11	0.999990	0.0665%	Jul-05	0.999870	3.2577%	Jul-99	0.999360	4.9800%			
Jun-18	0.999980	1.8110%	Jun-11	1.000050	0.0793%	Jun-05	0.999910	3.0583%	Jun-99	0.999450	4.8300%			
May-18	0.999940	1.7155%	May-11	1.000120	0.0839%	May-05	0.999960	2.9563%	May-99	0.999440	4.8400%			
Apr-18	0.999910	1.6704%	Apr-11	1.000110	0.1122%	Apr-05	0.999950	2.7591%	Apr-99	0.999780	4.8600%			
Mar-18	0.999810	1.5156%	Mar-11	1.000120	0.1461%	Mar-05	0.999900	2.5708%	Mar-99	1.000000	4.9000%			
Feb-18	0.999860	1.3438%	Feb-11	1.000040	0.1470%	Feb-05	0.999880	2.4406%	Feb-99	0.997200	4.8800%			
Jan-18	0.999940	1.2989%	Jan-11	1.000030	0.1537%	Jan-05	0.999990	2.2325%	Jan-99	1.002000	4.9700%			
Dec-24	1.000080	4.5610%	Dec-17	0.999900	1.1764%	Dec-10	0.999860	2.0685%	Dec-98	1.000300	5.0000%			
Nov-24	1.001240	4.7302%	Nov-17	0.999900	1.0506%	Nov-10	0.999750	1.9586%	Nov-98	1.002600	5.8400%			
Oct-24	1.001360	4.9130%	Oct-17	0.999980	1.03180%	Oct-10	0.999760	1.7129%	Oct-98	1.000410	5.2100%			
Sep-24	1.002950	5.1637%	Sep-17	1.000020	1.0151%	Sep-10	0.999720	1.5424%	Sep-98	1.000620	5.5500%			
Aug-24	1.001980	5.2977%	Aug-17	1.000030	0.9998%	Aug-10	0.999780	1.4980%	Aug-98	1.000210	5.5900%			
Jul-24	1.001770	5.3173%	Jul-17	1.000010	0.9714%	Jul-10	0.999710	1.2557%	Jul-98	1.000110	5.5800%			
Jun-24	0.999922	5.3120%	Jun-17	0.999970	0.8817%	Jun-10	0.999710	1.0623%	Jun-98	1.000050	5.5900%			
May-24	0.999500	5.3161%	May-17	1.000040	0.7689%	May-10	0.999740	1.0240%	May-98	1.000000	5.5500%			
Apr-24	0.999810	5.3142%	Apr-17	1.000060	0.7121%	Apr-10	0.999890	1.0162%	Apr-98	0.999910	5.6100%			
Mar-24	0.999954	5.3161%	Mar-17	1.000080	0.6222%	Mar-10	1.000020	1.0280%	Mar-98	1.000280	5.3300%			
Feb-24	0.999991	5.3251%	Feb-17	1.000100	0.5591%	Feb-10	1.000100	1.0270%	Feb-98	0.999500	5.5800%			
Jan-24	1.000130	5.3455%	Jan-17	1.000230	0.5385%	Jan-10	1.000110	1.0187%	Jan-98	1.000110	5.5700%			
Dec-23	1.000030	5.3694%	Dec-16	1.000140	0.4497%	Dec-09	1.000160	0.2090%	Dec-97	1.000000	5.6700%			
Nov-23	1.000640	5.3724%	Nov-16	1.000130	0.3987%	Nov-09	1.000350	0.2112%	Nov-97	1.000070	5.6300%			
Oct-23	0.999978	5.3589%	Oct-16	1.000310	0.3828%	Oct-09	1.000370	0.2095%	Oct-97	1.000000	5.5700%			
Sep-23	0.999878	5.3218%	Sep-16	1.000290	0.3799%	Sep-09	1.000430	0.2822%	Sep-97	1.000000	5.5700%			
Aug-23	0.999874	5.3047%	Aug-16	1.000240	0.3737%	Aug-09	1.000470	0.3228%	Aug-97	1.000000	5.6000%			
Jul-23	0.999778	5.1239%	Jul-16	1.000600	0.3690%	Jul-09	1.000490	0.3384%	Jul-97	1.000020	5.5700%			
Jun-23	0.999810	5.0543%	Jun-16	1.000130	0.3633%	Jun-09	1.000520	0.3939%	Jun-97	0.999970	5.5400%			
May-23	0.999855	5.0035%	May-16	1.000060	0.3399%	May-09	1.000590	0.4326%	May-97	0.999940	5.4200%			
Apr-23	0.999891	4.7984%	Apr-16	1.000120	0.3380%	Apr-09	1.000660	0.4762%	Apr-97	0.999940	5.3700%			
Mar-23	0.999934	4.6108%	Mar-15	1.000050	0.3273%	Mar-09	1.000480	0.5788%	Mar-97	0.999980	5.3000%			
Feb-23	0.999790	4.4991%	Feb-16	1.000100	0.3010%	Feb-09	1.000380	0.6690%	Feb-97	0.999950	5.2400%			
Jan-23	0.999779	4.2443%	Jan-16	0.999980	0.2674%	Jan-09	1.000630	0.9523%	Jan-97	0.999900	5.2900%			
Dec-22	0.999987	3.9799%	Dec-15	0.999920	0.1863%	Dec-08	1.001050	1.4855%	Dec-96	0.999920	5.3400%			
Nov-22	0.999469	3.6110%	Nov-15	0.999920	0.1105%	Nov-08	1.001270	1.8207%	Nov-96	0.999970	5.3100%			
Oct-22	0.999360	2.9336%	Oct-15	0.999950	0.0966%	Oct-08	1.000000	1.9762%	Oct-96	0.999950	5.2200%			
Sep-22	0.999411	2.4126%	Sep-15	1.000070	0.0850%	Sep-08	0.999960	2.4698%	Sep-96	0.999950	5.2300%			
Aug-22	0.999450	2.1670%	Aug-15	1.000000	0.0716%	Aug-08	0.999770	2.2878%	Aug-96	0.999930	5.4600%			
Jul-22	0.999640	1.5206%	Jul-15	1.000060	0.0630%	Jul-08	0.999820	2.2460%	Jul-96	0.999900	5.2800%			
Jun-22	0.999640	1.0013%	Jun-15	1.000050	0.0575%	Jun-08	0.999880	2.2635%	Jun-96	0.999910	5.2700%			
May-22	0.999780	0.6228%	May-15	1.000070	0.0553%	May-08	0.999980	2.2812%	May-96	0.999830	5.2300%			
Apr-22	0.999710	0.3042%	Apr-15	1.000050	0.0524%	Apr-08	1.000010	2.4471%	Apr-96	0.998500	5.2200%			
Mar-22	0.999760	0.1536%	Mar-15	1.000030	0.0480%	Mar-08	1.000290	2.9723%	Mar-96	0.999860	5.2800%			
Feb-22	0.999870	0.0632%	Feb-15	1.000070	0.0441%	Feb-08	1.000340	3.4374%	Feb-96	1.000040	5.2100%			
Jan-22	0.999960	0.0376%	Jan-15	1.000070	0.0465%	Jan-08	1.000540	4.2460%	Jan-96	1.000160	5.5800%			
Dec-21	0.999980	0.0376%	Dec-14	1.000060	0.0418%	Dec-07	1.000290	4.5565%	Dec-95	1.000140	5.7400%			
Nov-21	1.000020	0.0381%	Nov-14	1.000060	0.0286%	Nov-07	1.000200	4.7144%	Nov-95	1.000100	5.8200%			
Oct-21	1.000050	0.0354%	Oct-14	1.000060	0.0268%	Oct-07	1.000260	4.9280%	Oct-95	1.000050	5.7600%			
Sep-21	1.000090	0.0279%	Sep-14	1.000090	0.0333%	Sep-07	1.000010	5.1330%	Sep-95	0.999700	5.7700%			
Aug-21	1.000100	0.0222%	Aug-14	1.000070	0.0353%	Aug-07	1.000140	5.2473%	Aug-95	1.000050	5.7300%			
Jul-21	1.000100	0.0189%	Jul-14	1.000040	0.0313%	Jul-07	1.000000	5.2760%	Jul-95	1.000740	1.8936%			
Jun-21	1.000090	0.0131%	Jun-14	1.000050	0.0284%	Jun-07	0.999920	5.2884%	Jun-95	1.005500	1.8320%			
May-21	1.000130	0.0102%	May-14	1.000040	0.0244%	May-07	0.999950	5.2865%	May-95	1.000000	1.8211%			
Apr-21	1.000150	0.0135%	Apr-14	1.000050	0.0336%	Apr-07	0.999990	5.2738%	Apr-95	1.000200	1.8341%			
Mar-21	1.000170	0.0187%	Mar-14	1.000030	0.0299%	Mar-07	1.000020	5.2933%	Mar-95	0.999922	1.7815%			
Feb-21	1.000150	0.0431%	Feb-14	1.000040	0.0283%	Feb-07	1.000400	5.2802%	Feb-95	1.000259	1.8577%			
Jan-21	1.000160	0.0793%	Jan-14	1.000050	0.02.									

2025 AWBD Mid-Winter Conference

Harris County Municipal Utility District No. 286

Dates of Event: June 12 - 14, 2025

Henry B. Gonzalez Convention Center, San Antonio, Texas

Director	Registration				Advance	Prior Conference Expenses
Name	Attending	Online	Check/Date	Paid	Paid	Paid
Becky Campbell	X		CK #3123 03/03/2025	465		
Stephen Gamer	X		CK #3124 03/03/2025	465		
Michael Rhodes	X		CK #3126 03/06/2025	465		
Rosalind Theriot	X		CK #3127 03/06/2025	465		
David Gealsen	X		CK #3124 03/03/2025	465		

Note

Register on-line www.awbd-tx.org (For log in assistance, contact Taylor Cavnar: tcavnar@awbd-tx.org)

This page only confirms registration for the conference, not hotel registrations.

All hotel reservations are the sole responsibility of each attendee.

Your conference registration confirmation will contain a housing reservation request web link.

The link will require registration number from your conference registration before you can reserve a room.

All requests for an advance of funds must be sent via email to the bookkeeper within 30 days of conference.

Registration Dates

Early Registration:	Ends	02/26/25	\$465.00
Regular Registration:	Ends:	04/30/25	\$515.00
Late Registration	Begins	05/01/25	\$615.00
Onsite Registration			\$1,030.00

Cancellation Policy

All cancellations must be made in writing.

A \$50.00 administrative fee is assessed for each conference registration cancelled on or before.

There will be no refunds after 04/30/2025.

All registrations are non-transferable.

Housing Information

Hotel reservations are only available to attendees who are registered with AWBD-TX for the Conference.

If you have questions, please call Taylor Cavnar at (281) 350-7090.

Harris County Municipal Utility District No. 286
Strategic Partnership Analysis

Taxpayer No.	Loc No/Type	Name	Address	Apr-22	May-22	Jun-22	Jul-22	Aug-22	Sep-22	Oct-22	Nov-22	Dec-22	Jan-23	Feb-23	Mar-23	Apr-23	May-23	Jun-23	Jul-23	Aug-23	Sep-23	Oct-23	Nov-23	Dec-23	Jan-24	Feb-24	Mar-24	Apr-24	May-24	Jun-24	Jul-24	Aug-24	Sep-24	Oct-24	Nov-24	Dec-24	Jan-25	
3-20397-3819-3	00002	ABBY'S DELI - LSCS UP	20515 STATE HWY 249, HOUSTON, TX 77070-2764																																			
		ADVANTAGE PIPELINE, L.L.C.	1001 NOBE ENERGY WAY ATTN : TAX DEPARTMENT HOUSTON TX																																			
1-63-0834817-2	00003	AM RISC	20405 STATE HIGHWAY 249 STE 430 HOUSTIN TX 770701-2620																																			
1-36-4294080-0	00022	AMERICAN FOOD & VENDING SERVICE OF MISSOURI, INC.	1001 NOBLE ENERGY WAY HOUSTON TX 77070-1435																																			
1-20-5178511-6	00001	AMRISC LP	20405 STATE HIGHWAY 249 STE 430 HOUSTON TX 77070-2620																																			
1-93-1177933-4	00002	AVANGRID RENEWABLES LLC	20329 STATE HWY 249 STE 400 HOUSTON, TX 77070-2657																																			
1-34-0939177-1	00002	AVI FOODSYSTEMS INC	20405 STATE HIGHWAY 249, HOUSTON, TX 77070-2618																																			
3-20530-2803-4	00001	BIRWELCO USA INC	20405 STATE HIGHWAY 249 STE 270 HOUSTON TX 77070-2620																																			
1-20-3944404-2	00002	B&L PIPECO SERVICES, INC	20485 STATE HIGHWAY 249 STE 200 HOUSTON TX 77070-2760																																			
3-20049-0745-0	00013	CHASEWOOD CAFÉ	20405 STTE HIGHWAY 249 HOUSTON TX 77070-2618																																			
	00369	CHEVRON NOBLE HOUSTON ADMIN	1001 NOBLE ENERGY WAY HOUSTON TX 77070-1435																																			
1-31-1703809	00027	CINTAS CORP NO. 2 LOC. 70	20333 STATE HWY 249 HOUSTON TX 77070-2617																																			
1-56-2256673-3	00462	COMPASS ONE, LLC #27036	20555 STAE HWY 249 HOUSTON TX 77070-2607																																			
1-56-2256673-3	00461	COMPASS ONE, LLC #28630	20555 STATE HWY 249 HOU																																			
1-56-1874931-9	00204	COMPASS GROUP USE, INC.	20555 STATE HIGHWAY249, HOUSTON, TX 77070-2607																																			
1-56-1874931-9	00335	compass group usa, inc	20515 tx 249 s houston tx 77070																																			
3-20696-4203-4	00002	DELAWARE CROSSING OPERATING LLC	1001 NOBLE ENERGY WAY HOUSTON TX 77070-1435																																			
1-76-0576354-3	00006	DIRECT HOME CARE SUPPLY	11177 COMPAQ CENTER WEST DR HOUSTON TX 77070-1412																																			
3-20458-1344-4	00001	ENSTOR ENERGY SERVICES LLC	20329 STATE HIGHWAY 249 STE 500 HOUSTON TX 77070-2657																																			
1-03-0483273-5	00003	ENSTOR KATY STORAGE & TRANSPORATION LP																																				
1-25-1766580-3	00020	FEDEX SUPPLY CHAIN, INC	11445 COMPAQ CENTER WEST DR HOUSTON TX 77070-1433																																			
1-23-2942737*6	00007	FISHER SCIENTIFIC COMPANY L.L.C.	11440 COMPAQ CTR W DR BLDG 10 HOUSTON TX 77070-1414																																			
1-95-4580403-1	00004	FOXX EMS	20475 STATE HIGHWAY 249STE 300 HOUSTON, TX 77070-2609																																			
1-76-0427709-9	00005	foxxconn corporation	20475 state highway 249 ste 200 houston tx 77070-2609																																			
3-20613-2093-6	00001	FRONTLINE INSPECTIONS, PLLC	20333 STATE HIGHWAY 249 STE 200 HOUSTON TX 77070-2613																																			
3-20528-3833-4	00001	GEXA ENERGY SOLUTIONS, LLC	20455 STATE HIGHWAY 249 STE 200 HOUSTON TX 77070-2756																																			
3-20499-3324-8	00033	GUCKENHEIMER@HPE HOUSTON	11445 COMPAQ CENTER WEST DR HOUSTON TX 77070-1433																																			
3-20475-9241-8	00014	HOUSTON HEALTH CENTER	11445 COMPAQ CENTER WEST DR HOUSTON, TX 77070-1433																																			
3-20368-8291-1	00003	INSOURCE TECHNOLOGY DIRECT, LLC	20405 STATE HIGHWAY 249 STE 300 HOUSTON, TX 77070-2620																																			
1-76-0520620-4	00003	INSOURCE TECHNOLOGY CORPORATION	20405 STATE HIGHWAY 249 STE 300 HOUSTON, TX 77070-2620																																			
17705219453	00002	INTEL AMERICAS INC.	20445 STATE HIGHWAY 249 STE 300 HOUSTON, TX 77070																																			
1-76-0580403-2	00002	INVENTEC DISTRIBUTION CORP (NORTH AMERICA)	11450 COMPAQ CENTER WEST DR STE 200 HOUSTON TX 77070-1445																																			

Harris County MUD 286

Electricity Usage

Month	kWh	Total Current Charges	Cost per KWH
January	0	\$ -	
February	88,960	\$ 12,419.57	0.139608
March	112,774	\$ 14,782.15	0.131078
April	118,472	\$ 13,685.63	0.115518
May	127,968	\$ 14,393.18	0.112475
June	132,902	\$ 15,147.55	0.113975
July	232,373	\$ 26,625.95	0.114583
August	121,156	\$ 14,172.23	0.116975
September	26,257	\$ 5,836.42	0.222281
October	123,872	\$ 14,781.57	0.119329
November	103,361	\$ 13,309.86	0.128771
December	108,126	\$ 14,430.83	0.133463

TOTAL 1,296,221 159,584.94

Average Cost per KWH 0.123116

January	99,070	\$ 11,684.43	0.117941
February	93,734	\$ 11,160.87	0.119070
March	83,905	\$ 10,417.74	0.124161
April	93,233	\$ 11,229.73	0.120448
May	86,637	\$ 20,977.29	0.242129
June	224,583	\$ 36,022.18	0.160396
July	18,498	\$ 3,701.16	0.200084
August	137,940	\$ 15,042.00	0.109047
September	139,891	\$ 15,240.00	0.108942
October	109,056	\$ 13,046.00	0.119627
November	129,530	\$ 14,559.21	0.112400
December	129,335	\$ 14,734.29	0.113923

TOTAL 1,345,412 177,814.90

Average Cost per KWH 0.132164

January	107,285	\$ 12,821.89	0.119512
February	187,708	\$ 19,898.52	0.106008
March	107,285	\$ 12,821.89	0.119512
April	123,166	\$ 13,658.93	0.110899
May	107,933	\$ 12,713.27	0.117789
June	150,717	\$ 16,058.28	0.106546
July	117,730	\$ 13,295.02	0.112928
August	97,789	\$ 11,689.60	0.119539
September	99,885	\$ 11,848.06	0.118617
October	102,201	\$ 12,019.20	0.117604
November	98,312	\$ 11,754.90	0.119567
December	101,777	\$ 11,941.81	0.117333

TOTAL 1,401,788 160,521.37

Average Cost per KWH 0.114512

Month	kWh	Total Current Charges	Cost per KWH
January	93,327	\$ 11,390.29	0.122047
February	99,642	\$ 11,580.28	0.116219
March	89,591	\$ 11,004.41	0.122829
April	99,246	\$ 11,877.30	0.119675
May	99,246	\$ 11,877.30	0.119675
June	102,602	\$ 12,198.79	0.118894
July	88,655	\$ 10,342.00	0.116654
August	101,041	\$ 12,824.50	0.126924
September	103,507	\$ 12,053.20	0.116448
October	82,108	\$ 10,361.43	0.126193
November	102,181	\$ 11,925.19	0.116707
December	107,311	\$ 12,303.68	0.114654

TOTAL 1,168,457 139,738.37

Average Cost per KWH 0.119592

January	79,693	\$ 10,053.54	0.126153
February	64,660	\$ 8,984.71	0.138953
March	106,592	\$ 12,999.67	0.121957
April	104,015	\$ 12,657.56	0.121690
May	100,488	\$ 12,348.68	0.122887
June	106,923	\$ 12,737.11	0.119124
July	106,169	\$ 12,873.20	0.121252
August	141,075	\$ 16,077.63	0.113965
September	115,473	\$ 13,896.61	0.120345
October	107,731	\$ 13,408.76	0.124465
November	120,513	\$ 14,246.97	0.118219
December	118,595	\$ 14,009.48	0.118129

TOTAL 1,271,927 154,293.92

Average Cost per KWH 0.121307

January	101,312	\$ 12,640.56	0.124769
February	103,978	\$ 12,813.65	0.123234
March	103,405	\$ 12,813.65	0.123917
April	102,104	\$ 12,572.73	0.123137
May	107,941	\$ 13,047.28	0.120874
June	128,554	\$ 14,893.34	0.115853
July	124,072	\$ 14,549.14	0.117264
August	136,297	\$ 15,436.26	0.113255
September	116,089	\$ 13,618.92	0.117314
October	105,583	\$ 12,713.73	0.120415
November	119,981	\$ 13,897.59	0.115832
December	131,925	\$ 15,304.07	0.116006

TOTAL 1,381,241 164,300.92

Average Cost per KWH 0.118952

Month	kWh	Total Current Charges	Cost per KWH
January	100,308	\$ 10,210.72	0.101794
February	102,617	\$ 10,967.92	0.106882
March	98,846	\$ 10,420.70	0.105424
April	115,884	\$ 11,700.17	0.100964
May	109,165	\$ 11,193.01	0.102533
June	114,235	\$ 11,492.55	0.100604
July	106,124	\$ 10,988.74	0.103546
August	114,722	\$ 11,692.56	0.101921
September	116,459	\$ 12,057.54	0.103535
October	114,323	\$ 12,140.23	0.106192
November	117,131	\$ 11,815.44	0.100874
December	123,943	\$ 11,991.74	0.096752

TOTAL 1,333,757 136,671.32

Average Cost per KWH 0.102471

January	104,218	\$ 10,740.69	0.103060
February	92,508	\$ 9,991.15	0.108003
March	113,331	\$ 11,441.35	0.100955
April	88,043	\$ 9,773.30	0.111006
May	101,183	\$ 10,817.27	0.106908
June	110,174	\$ 10,867.00	0.098635
July	107,982	\$ 11,280.85	0.104470
August	109,336	\$ 11,182.90	0.102280
September	114,277	\$ 11,366.91	0.099468
October	113,171	\$ 11,647.23	0.102917
November	120,918	\$ 12,160.98	0.100572
December	0	\$ -	

TOTAL 1,175,141 121,269.63

Average Cost per KWH 0.103196

January	126,263	\$ 12,606.30	0.099842
February	108,842	\$ 11,388.85	0.104637
March	105,832	\$ 11,069.70	0.104597
April	109,363	\$ 11,335.43	0.103650
May	98,575	\$ 10,738.07	0.108933
June	109,653	\$ 11,527.43	0.105126
July	106,922	\$ 11,583.42	0.108335
August	102,074	\$ 11,061.74	0.108370
September	109,159	\$ 11,902.31	0.109036
October	105,158	\$ 11,183.61	0.106351
November	97,849	\$ 10,589.11	0.108219
December	110,296	\$ 11,045.50	0.100144

TOTAL 1,289,986 136,031.47

Average Cost per KWH 0.105452

Harris County MUD 286
Electricity Usage

	Month	kWh	Total Current Charges	Cost per KWH
2017	January	108,069	\$ 11,045.50	0.102208
	February	99,512	\$ 10,474.06	0.105254
	March	93,131	\$ 10,036.70	0.107770
	April	93,740	\$ 10,165.78	0.108447
	May	96,183	\$ 10,427.01	0.108408
	June	101,851	\$ 10,688.35	0.104941
	July	100,383	\$ 10,698.12	0.106573
	August	100,121	\$ 10,649.14	0.106363
	September	74,753	\$ 9,805.02	0.131166
	October	65,896	\$ 6,705.17	0.101754
	November	69,152	\$ 9,138.15	0.132146
	December	76,188	\$ 9,525.02	0.125020

TOTAL 1,078,979 119,358.02
Average Cost per KWH 0.110621

2018	January	79,218	\$ 9,666.10	0.122019
	February	69,530	\$ 965.05	0.013880
	March	66,148	\$ 8,953.77	0.135360
	April	68,673	\$ 9,087.42	0.132329
	May	86,793	\$ 12,804.52	0.147529
	June	75,526	\$ 9,492.77	0.125689
	July	70,018	\$ 9,044.38	0.129172
	August	68,427	\$ 8,471.26	0.123800
	September	66,699	\$ 8,473.33	0.127038
	October	62,789	\$ 7,906.49	0.125922
	November	74,476	\$ 8,970.86	0.120453
	December	63,667	\$ 8,304.15	0.130431

TOTAL 851,964 102,140.10
Average Cost per KWH 0.119888

2019	January	63,154	\$ 7,381.96	0.116888
	February	65,873	\$ 6,921.18	0.105069
	March	65,709	\$ 6,914.01	0.105222
	April	65,775	\$ 6,914.01	0.105116
	May	79,488	\$ 7,913.18	0.099552
	June	84,167	\$ 8,313.54	0.098774
	July	80,472	\$ 7,795.09	0.096867
	August	78,053	\$ 7,582.33	0.097143
	September	83,258	\$ 7,896.35	0.094842
	October	76,251	\$ 7,593.32	0.099583
	November	0	\$ -	
	December	77,681	\$ 14,576.20	0.187641

TOTAL 819,881 89,801.17
Average Cost per KWH 0.109529

	Month	kWh	Total Current Charges	Cost per KWH
2020	January	78,510	\$ 7,477.17	0.095238
	February	69,043	\$ 6,988.90	0.101225
	March	67,500	\$ 6,880.48	0.101933
	April	73,950	\$ 7,130.17	0.096419
	May	67,307	\$ 5,854.84	0.086987
	June	68,741	\$ 6,909.17	0.100510
	July	77,046	\$ 7,485.95	0.097162
	August	76,235	\$ 6,806.97	0.089289
	September	71,525	\$ 7,030.72	0.098297
	October	70,831	\$ 6,970.08	0.098404
	November	68,420	\$ 6,860.44	0.100270
	December	68,906	\$ 6,815.77	0.098914

TOTAL 858,014 83,210.66
Average Cost per KWH 0.096981

2021	January	62,938	\$ 6,639.57	0.105494
	February	19,727	\$ 4,941.62	0.250500
	March	28,787	\$ 4,193.23	0.145664
	April	15,067	\$ 3,430.20	0.227663
	May	50,112	\$ 6,156.92	0.122863
	June	17,230	\$ 3,487.20	0.202391
	July	53,376	\$ 6,467.28	0.121165
	August	67,489	\$ 6,406.42	0.094925
	September	83,641	\$ 10,782.14	0.128910
	October	27,215	\$ 5,603.79	0.205908
	November	67,347	\$ 7,441.75	0.110499
	December	76,822	\$ 8,297.46	0.108009

TOTAL 569,751 73,847.58
Average Cost per KWH 0.129614

2022	January	76,987	\$ 7,672.07	0.099654
	February	73,091	\$ 7,634.51	0.104452
	March	65,458	\$ 5,726.74	0.087487
	April	64,368	\$ 7,111.39	0.110480
	May	100,608	\$ 6,202.35	0.061649
	June	70,702	\$ 7,831.43	0.110767
	July	97,906	\$ 8,612.60	0.087968
	August	100,297	\$ 9,183.79	0.091566
	September	73,469	\$ 7,962.84	0.108384
	October	84,804	\$ 8,388.47	0.098916
	November	70,699	\$ 7,860.21	0.111179
	December	75,509	\$ 8,345.90	0.110529

TOTAL 953,898 92,532.30
Average Cost per KWH 0.097004

	Month	kWh	Total Current Charges	Cost per KWH
2023	January	100,194	\$ 8,533.71	0.085172
	February	83,006	\$ 13,016.47	0.156814
	March	76,188	\$ 8,678.05	0.113903
	April	81,118	\$ 9,100.53	0.112189
	May	61,821	\$ 9,010.70	0.145755
	June	67,349	\$ 9,251.50	0.137367
	July	93,808	\$ 11,542.23	0.123041
	August	120,571	\$ 14,410.97	0.119523
	September	125,679	\$ 15,763.36	0.125426
	October	60,488	\$ 9,745.65	0.161117
	November	68,053	\$ 10,047.61	0.147644
	December	66,958	\$ 9,612.81	0.143565

TOTAL 1,005,233 128,713.59
Average Cost per KWH 0.128044

2024	January	75,025	\$ 10,411.34	0.138772
	February	61,040	\$ 9,294.20	0.152264
	March	66,575	\$ 9,635.79	0.144736
	April	78,030	\$ 14,508.28	0.185932
	May	73,501	\$ 8,955.22	0.121838
	June	65,984	\$ 8,463.22	0.128262
	July	96,000	\$ 8,204.05	0.085459
	August	113,569	\$ 14,521.95	0.127869
	September	135,831	\$ 9,330.48	0.068692
	October	72,784	\$ 10,137.11	0.139277
	November	67,029	\$ 9,697.98	0.144683
	December	67,802	\$ 9,995.56	0.147423

TOTAL 973,170 123,155.18
Average Cost per KWH 0.126551

2025	January	59,249	\$ 9,233.86	0.155848
	February			
	March			
	April			
	May			
	June			
	July			
	August			
	September			
	October			
	November			
	December			

TOTAL 59,249 9,233.86
Average Cost per KWH

Harris County Municipal Utility District No. 286
Annual Depreciation Credit for Chloramine System from NHCRWA

Cost of Chloramine System

Total Construction	355,000.00
Ineligible Construction Amount (Bid Item Nos. 2, X-3, X-4 & X-5)	(26,200.00)
Total Engineering	56,124.11
Ineligible Engineering (\$26,200/\$355,000) X \$56,124.11	(4,142.12)
Total Cost of Chloramine System	<u>\$ 380,781.99</u>

Calculation of Annual Depreciation Credit

Period:	30 years
Rate	6%
Depreciation Factor	0.0726489
Annual Depreciation Credit (\$3801,781.99 X 0.0726489)	\$ 27,663.39
Monthly Depreciation Credit (First reduction credit taken 01-2012) (Last reduction credit will be taken 12-2041)	\$ 2,305.28

Harris County MUD 286

Water Purchased

	Month	Gallons Purchased	Amount Paid	Cost / GAL
2010	January			
	February			
	March			
	April			
	May	22,066,000	38,615.50	\$1.750
	June	24,140,000	42,245.82	\$1.750
	July	22,152,000	38,767.12	\$1.750
	August	31,964,000	55,937.15	\$1.750
	September	23,176,000	40,558.40	\$1.750
	October	17,357,000	38,185.40	\$2.200
	November	14,887,000	32,751.40	\$2.200
	December	12,051,000	26,512.20	\$2.200
TOTAL		167,793,000	313,572.99	
Average Cost / GAL				\$1.869

2011	January	7,722,000	16,988.40	\$2.200
	February	10,722,000	23,588.40	\$2.200
	March	14,031,000	30,868.20	\$2.200
	April	17,852,000	39,274.40	\$2.200
	May	23,175,000	50,985.00	\$2.200
	June	26,885,000	59,147.00	\$2.200
	July	22,576,000	49,667.20	\$2.200
	August	29,329,000	64,523.80	\$2.200
	September	20,367,000	44,807.40	\$2.200
	October	19,516,000	42,935.20	\$2.200
	November	15,497,000	34,093.40	\$2.200
	December	11,312,000	24,886.40	\$2.200
TOTAL		218,984,000	481,764.80	
Average Cost / GAL				\$2.200

2012	January	11,042,000	24,292.40	\$2.200
	February	9,416,000	20,715.20	\$2.200
	March	9,416,000	20,715.20	\$2.200
	April	16,114,000	35,450.80	\$2.200
	May	19,284,000	42,424.80	\$2.200
	June	21,814,000	47,990.80	\$2.200
	July	10,394,000	22,866.80	\$2.200
	August	19,269,000	42,391.80	\$2.200
	September	19,407,000	42,695.40	\$2.200
	October	18,795,000	41,349.00	\$2.200
	November	14,835,000	32,637.00	\$2.200
	December	11,541,000	25,390.20	\$2.200
TOTAL		181,327,000	398,919.40	
Average Cost / GAL				\$2.200

	Month	Gallons Purchased	Amount Paid	Cost / GAL
2013	January	10,368,000	22,809.60	\$2.200
	February	8,648,000	19,025.60	\$2.200
	March	11,814,000	25,990.80	\$2.200
	April	15,025,000	33,055.00	\$2.200
	May	17,875,000	39,325.00	\$2.200
	June	17,168,000	37,769.60	\$2.200
	July	22,111,000	48,644.20	\$2.200
	August	14,908,000	32,797.60	\$2.200
	September	17,026,000	37,457.20	\$2.200
	October	16,753,000	36,856.60	\$2.200
	November	10,534,000	23,174.80	\$2.200
	December	6,996,000	15,391.20	\$2.200
TOTAL		169,226,000	372,297.20	
Average Cost / GAL				\$2.200

2014	January	9,566,000	21,045.20	\$2.200
	February	9,620,000	21,164.00	\$2.200
	March	9,744,000	21,436.80	\$2.200
	April	14,084,000	34,505.80	\$2.450
	May	15,981,000	39,153.45	\$2.450
	June	17,416,000	42,669.20	\$2.450
	July	18,515,000	45,361.75	\$2.450
	August	18,925,000	46,366.25	\$2.450
	September	19,910,000	48,779.50	\$2.450
	October	15,397,000	37,722.65	\$2.450
	November	9,184,000	22,500.80	\$2.450
	December	11,292,000	27,665.40	\$2.450
TOTAL		169,634,000	408,370.80	
Average Cost / GAL				\$2.407

2015	January	8,648,000	21,187.60	\$2.450
	February	10,547,000	25,840.15	\$2.450
	March	10,366,000	25,396.70	\$2.450
	April	12,429,000	30,451.05	\$2.450
	May	14,888,000	36,475.60	\$2.450
	June	15,435,000	37,815.75	\$2.450
	July	23,034,000	56,433.30	\$2.450
	August	26,947,000	66,020.15	\$2.450
	September	19,791,000	48,487.95	\$2.450
	October	22,493,000	55,107.85	\$2.450
	November	25,038,000	61,343.10	\$2.450
	December	31,232,000	76,518.40	\$2.450
TOTAL		220,848,000	541,077.60	
Average Cost / GAL				\$2.450

	Month	Gallons Purchased	Amount Paid	Cost / GAL
2016	January	11,690,000	28,640.50	\$2.450
	February	11,570,000	28,346.50	\$2.450
	March	13,872,000	33,986.50	\$2.450
	April	12,711,000	36,226.35	\$2.850
	May	14,032,000	39,991.20	\$2.850
	June	15,242,000	43,439.70	\$2.850
	July	20,102,000	57,290.70	\$2.850
	August	20,763,000	59,174.55	\$2.850
	September	19,408,000	55,312.80	\$2.850
	October	18,565,000	52,910.25	\$2.850
	November	15,281,000	43,550.85	\$2.850
	December	13,232,000	37,711.20	\$2.850
TOTAL		186,468,000	516,581.10	
Average Cost / GAL				\$2.770

2017	January	10,816,000	30,825.60	\$2.850
	February	10,692,000	30,472.20	\$2.850
	March	13,351,000	38,050.35	\$2.850
	April	13,287,000	44,511.45	\$3.350
	May	17,985,000	60,249.75	\$3.350
	June	17,672,000	59,201.20	\$3.350
	July	21,147,000	70,842.45	\$3.350
	August	19,637,000	65,783.95	\$3.350
	September	12,323,000	41,282.05	\$3.350
	October	12,849,000	43,044.15	\$3.350
	November	12,684,000	42,491.40	\$3.350
	December	10,047,000	33,657.45	\$3.350
TOTAL		172,490,000	560,412.00	
Average Cost / GAL				\$3.249

2018	January	8,810,000	29,513.50	\$3.350
	February	7,194,000	24,099.90	\$3.350
	March	9,533,000	31,935.55	\$3.350
	April	11,748,000	45,229.80	\$3.850
	May	17,001,000	65,453.85	\$3.850
	June	15,880,000	61,138.00	\$3.850
	July	25,793,000	99,303.05	\$3.850
	August	20,257,000	77,989.45	\$3.850
	September	14,789,000	56,937.65	\$3.850
	October	11,818,000	45,499.30	\$3.850
	November	8,850,000	34,072.50	\$3.850
	December	8,850,000	34,072.50	\$3.850
TOTAL		160,523,000	605,245.05	
Average Cost / GAL				\$3.770

Harris County MUD 286

Water Purchased

2019				2022				2025			
Month	Gallons Purchased	Amount Paid	Cost / GAL	Month	Gallons Purchased	Amount Paid	Cost / GAL	Month	Gallons Purchased	Amount Paid	Cost / GAL
January	6,972,000	26,842.20	\$3.850	January	7,080,000	35,754.00	\$5.050	January	4,770,000	14,548.50	\$3.050
February	7,454,000	28,697.90	\$3.850	February	5,439,000	27,466.95	\$5.050	February	4,975,000	15,173.75	\$3.050
March	8,962,000	34,503.70	\$3.850	March	7,701,000	38,890.05	\$5.050	March			
April	11,878,000	51,075.40	\$4.300	April	9,619,000	48,575.95	\$5.050	April			
May	14,923,000	65,661.20	\$4.400	May	14,767,000	74,573.35	\$5.050	May			
June	16,736,000	71,964.80	\$4.300	June	15,560,000	78,578.00	\$5.050	June			
July	20,574,000	88,468.20	\$4.300	July	4,354,000	21,987.70	\$5.050	July			
August	16,736,000	71,964.80	\$4.300	August	13,864,000	70,013.20	\$5.050	August			
September	20,574,000	88,468.20	\$4.300	September	10,270,000	51,863.50	\$5.050	September			
October	21,113,000	90,785.90	\$4.300	October	9,780,000	49,389.00	\$5.050	October			
November	8,690,000	37,367.00	\$4.300	November	9,233,000	46,626.65	\$5.050	November			
December	15,973,000	68,683.90	\$4.300	December	7,040,000	35,552.00	\$5.050	December			
TOTAL	170,585,000	724,483.20		TOTAL	114,707,000	579,270.35		TOTAL	9,745,000	29,722.25	
Average Cost / GAL			\$4.247	Average Cost / GAL			\$5.050	Average Cost / GAL			\$3.050
2020				2023				2026			
January	9,455,000	40,656.50	\$4.300	January	6,539,000	33,021.95	\$5.050	January			
February	8,238,000	35,423.40	\$4.300	February	6,377,000	29,015.35	\$4.550	February			
March	7,773,000	33,423.90	\$4.300	March	9,613,000	43,739.15	\$4.550	March			
April	10,018,000	43,077.40	\$4.300	April	8,106,000	36,882.30	\$4.550	April			
May	9,556,000	41,090.80	\$4.300	May	11,172,000	50,832.60	\$4.550	May			
June	12,489,000	53,702.70	\$4.300	June	11,258,000	51,223.90	\$4.550	June			
July	16,937,000	72,829.10	\$4.300	July	2,353,000	10,706.15	\$4.550	July			
August	17,659,000	82,997.30	\$4.700	August	1,445,000	6,574.75	\$4.550	August			
September	18,604,000	87,438.80	\$4.700	September	8,602,000	39,139.10	\$4.550	September			
October	15,126,000	71,092.20	\$4.700	October	14,628,000	59,243.40	\$4.050	October			
November	11,778,000	55,356.66	\$4.700	November	8,426,000	34,125.30	\$4.050	November			
December	7,078,000	33,266.60	\$4.700	December	6,202,000	25,118.10	\$4.050	December			
TOTAL	144,711,000	650,355.36		TOTAL	94,721,000	419,622.05		TOTAL	-	0.00	
Average Cost / GAL			\$4.494	Average Cost / GAL			\$4.430	Average Cost / GAL			
2021				2024				2027			
January	6,287,000	29,548.90	\$4.700	January	5,858,000	23,724.90	\$4.050	January			
February	5,358,000	25,182.60	\$4.700	February	5,324,000	21,562.20	\$4.050	February			
March	8,383,000	39,400.10	\$4.700	March	8,110,000	32,845.50	\$4.050	March			
April	10,791,000	54,494.55	\$5.050	April	18,564,000	75,184.20	\$4.050	April			
May	10,104,000	51,025.20	\$5.050	May	26,907,000	108,973.35	\$4.050	May			
June	14,269,000	72,058.45	\$5.050	June	30,486,000	123,468.30	\$4.050	June			
July	13,149,000	66,402.45	\$5.050	July	34,745,000	140,717.25	\$4.050	July			
August	16,861,000	85,148.05	\$5.050	August	21,536,000	87,220.80	\$4.050	August			
September	13,913,000	70,260.65	\$5.050	September	13,224,000	53,557.20	\$4.050	September			
October	10,989,000	55,494.45	\$5.050	October	15,150,000	46,207.50	\$3.050	October			
November	10,989,000	55,494.45	\$5.050	November	9,944,000	30,329.20	\$3.050	November			
December	8,180,000	41,309.00	\$5.050	December	8,006,000	24,418.30	\$3.050	December			
TOTAL	129,273,000	645,818.85		TOTAL	197,854,000	768,208.70		TOTAL	-	0.00	
Average Cost / GAL			\$4.996	Average Cost / GAL			\$3.883	Average Cost / GAL			

*** We checked the invoice for the usage above. The above matches the invoices.

HARRIS CO MUD 286 - OPERATING ACCT
Revenues & Expenditures
October 1, 2024 through April 7, 2025

	Oct 24	Nov 24	Dec 24	Jan 25	Feb 25	Mar 25	Apr 1 - 7, 25	TOTAL
Ordinary Income/Expense								
Income								
41000 · WATER SERVICE REVENUE	19,973	22,569	14,157	8,859	0	(157)	(32)	65,369
41130 · NHCRWA-CHLORAMINE DEPREC CREDIT	2,305	2,305	2,305	2,305	2,305	0	0	11,526
41200 · WATER RECONNECTION FEES	80	155	85	120	0	0	0	440
41500 · NORTH HARRIS CO REG WTR	24,568	27,730	17,506	10,325	0	0	0	80,129
42000 · SEWER SERVICE REVENUES	9,788	11,426	9,091	7,039	0	0	0	37,345
42020 · SEWER INSPECTION FEES	900	900	900	900	0	0	0	3,600
43300 · PENALTY & INTEREST INCOME	420	87	384	1,540	0	0	0	2,431
44000 · TRANSFER FEES	20	10	10	20	0	0	0	60
53800 · MISCELLANEOUS INCOME	291	487	500	500	0	0	0	1,778
53910 · INTEREST INCOME	46,372	43,547	44,229	42,458	50,095	43,941	0	270,643
58000 · SALES TAX REVENUES	56,490	88,756	73,013	0	0	0	0	218,259
Total Income	161,209	197,972	162,180	74,067	52,400	43,785	(32)	691,580
Expense								
61000 · BULK WATER PURCHASES	46,208	30,329	24,418	14,549	15,174	0	0	130,677
61260-N · NHCRWA - ASSESSMENT FEE	1,069	980	1,459	1,115	653	0	0	5,275
61260 · WATER PERMIT FEES	0	718	0	0	0	0	0	718
61320 · WTR MONTHLY SERVICE	5,406	3,765	6,140	3,657	3,510	3,618	0	26,096
61350 · WTR-REPAIRS & MAINTENANCE	11,158	13,298	20,539	21,084	7,400	10,250	920	84,649
61420 · WTR-CHEMICALS	32	65	65	1,450	65	1,774	33	3,483
61520 · WTR-UTILITIES EXPENSE	3,680	3,506	3,514	3,390	107	82	0	14,279
61800 · RECONNECTION EXPENSES	134	187	80	80	107	80	0	669
62260 · SEWER PERMIT FEES	3,474	0	0	0	0	0	0	3,474
62320 · SWR-MONTHLY SERVICES	5,483	3,300	7,534	3,517	3,374	3,300	0	26,508
62350 · SWR-MAINTENANCE & REPAIRS	12,054	24,873	12,304	10,965	12,718	33,006	0	105,920
62420 · SWR-CHEMICALS	3,558	4,799	4,280	3,137	2,651	2,321	0	20,745
62520 · SWR-UTILITIES	4,216	5,196	4,968	4,813	4,194	0	0	23,388
62570 · SLUDGE REMOVAL	3,581	0	0	0	0	0	0	3,581
62750 · SEWER INSPECTION EXPENSES	0	660	1,409	610	1,320	660	0	4,659
63000 · REGULATORY ASSESSMENT	0	0	3,166	0	0	0	0	3,166
63100 · DIRECTOR FEES	2,210	1,326	884	1,326	4,199	1,105	2,210	13,260
63200 · LEGAL FEES	7,037	4,017	4,195	4,269	12,264	13,124	0	44,905
63210 · AUDITING FEES	0	0	12,300	0	0	0	0	12,300
63220-1 · ENGINEERING - DISTRICT	3,683	5,916	7,538	2,073	3,013	0	0	22,223
63220-6 · ENG - SWR & WWTP FACILITY	0	0	0	0	0	0	0	0
63240 · LABORATORY FEES	5,286	2,851	2,142	12,863	2,142	63	0	25,346
63300 · BOOKKEEPING FEES	1,750	1,750	1,650	1,950	1,650	3,900	0	12,650
63350 · R & M - LANDSCAPING	13,625	11,387	3,984	3,797	3,797	4,994	0	41,584
63400 · PRINTING & OFFICE SUPPLIES	764	700	729	618	648	1,136	0	4,595
63440 · WEB SITE MAINTENANCE	627	521	491	609	494	559	0	3,300
63500 · POSTAGE	163	161	226	156	163	183	0	1,053
63510 · TELEPHONE EXPENSES	77	78	78	78	78	78	0	466
63520 · UTILITIES-STREET LIGHTS	1,496	1,496	1,496	1,496	0	0	0	5,985
63530 · INSURANCE & SURETY BONDS	0	0	0	0	0	62,594	0	62,594
63550 · LAW ENFORCEMENT CONTRACT	10,342	10,342	0	20,684	10,342	10,342	0	62,052

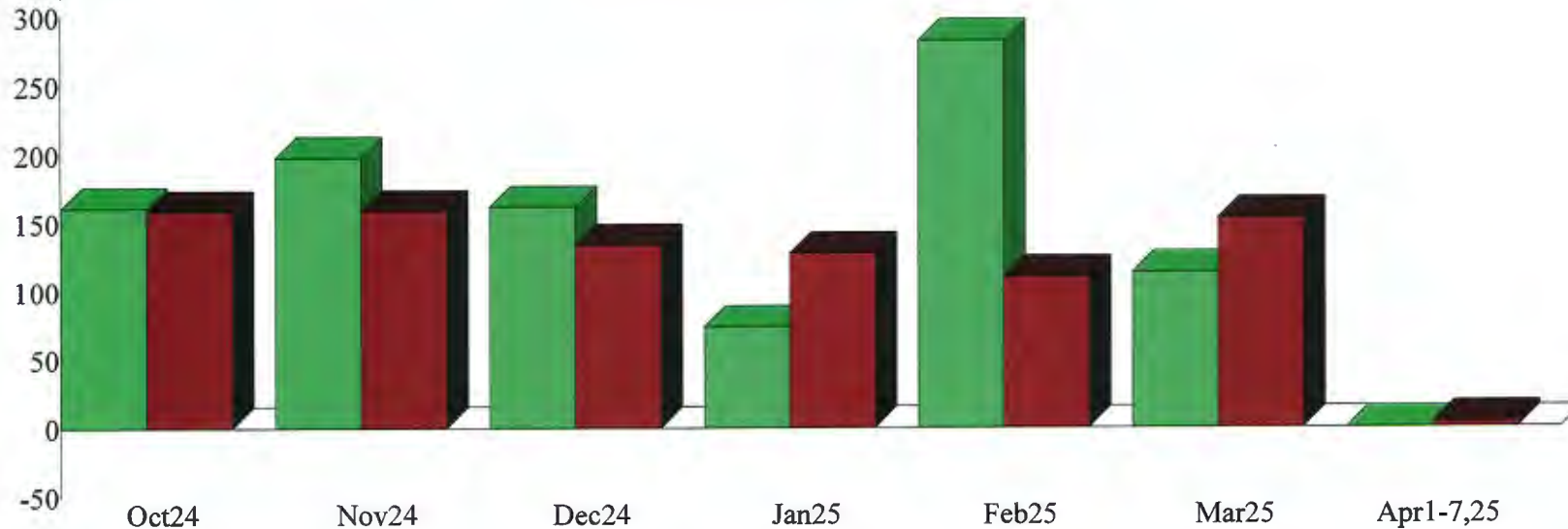
HARRIS CO MUD 286 - OPERATING ACCT
Revenues & Expenditures
October 1, 2024 through April 7, 2025

	Oct 24	Nov 24	Dec 24	Jan 25	Feb 25	Mar 25	Apr 1 - 7, 25	TOTAL
63570 · AWBD/TRAVEL EXPENSES	0	0	0	0	5,109	0	0	5,109
63590 · OTHER EXPENSES	3,213	752	559	537	2,887	312	140	8,400
63990 · GARBAGE EXPENSES	4,911	6,546	6,482	6,483	6,573	0	247	31,241
64000 · PARK MAINTENANCE	34	803	0	0	1,000	0	0	1,837
65600 · PAYROLL EXPENSES	280	142	68	101	321	85	169	1,166
66520 · PARK UTILITIES	38	38	38	32	0	0	0	146
Total Expense	155,587	140,503	132,734	125,438	105,951	153,564	3,718	817,496
Net Ordinary Income	5,622	57,469	29,445	(51,371)	(53,551)	(109,779)	(3,750)	(125,916)
Other Income/Expense								
Other Income								
39520 · TRANSFER FROM TAX ACCOUNT	0	0	0	0	230,000	70,000	0	300,000
Total Other Income	0	0	0	0	230,000	70,000	0	300,000
Other Expense								
63220-3 · ENG.-BID & CONSTR MGMT PARK IMP	2,816	435	1,329	2,420	4,439	0	0	11,439
73601 · PARK IMPROVEMENTS	0	18,040	0	0	0	0	0	18,040
Total Other Expense	2,816	18,475	1,329	2,420	4,439	0	0	29,479
Net Other Income	(2,816)	(18,475)	(1,329)	(2,420)	225,561	70,000	0	270,521
Net Income	2,806	38,994	28,116	(53,791)	172,010	(39,779)	(3,750)	144,606

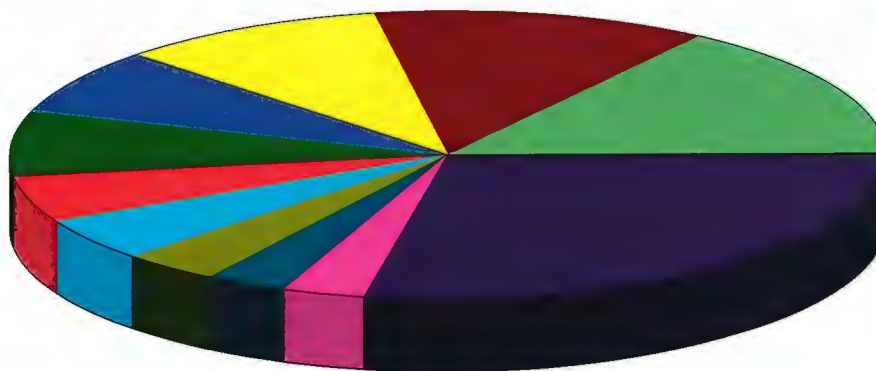
Income and Expense by Month October 1, 2024 through April 7, 2025

Income
Expense

\$ in 1,000's




Expense Summary October 1, 2024 through April 7, 2025



61000 · BULK WATER PURCHASES	15.43%
62350 · SWR-MAINTENANCE & REPAIRS	12.51
61350 · WTR-REPAIRS & MAINTENANCE	9.99
63530 · INSURANCE & SURETY BONDS	7.39
63550 · LAW ENFORCEMENT CONTRACT	7.33
63200 · LEGAL FEES	5.30
63350 · R & M - LANDSCAPING	4.91
63990 · GARBAGE EXPENSES	3.69
62320 · SWR-MONTHLY SERVICES	3.13
61320 · WTR MONTHLY SERVICE	3.08
Other	27.24
Total	\$846,974.82

By Account

HARRIS COUNTY MUNICIPAL UTILITY DISTRICT NO. 286

INVESTMENT REPORT		03/05/2025 - 04/07/2025					
CURRENT INVESTMENTS							
TYPE OF INVESTMENT	PURCHASE DATE	MATURITY DATE	RATE	BOOK VALUE	VALUE LAST REPORT	ADDED VALUE	MARKET VALUE
OPERATING ACCOUNT							
TEXPOOL -POOLED FUND-AAAm Rating		OPEN	4.3345%	\$ 5,378,714.69	\$ 5,406,585.96	\$ 20,134.30	\$ 5,378,714.69
TEXAS CLASS -POOLED FUND-AAAm Rating		OPEN	4.3499%	\$ 5,828,728.45	\$ 5,731,915.77	\$ 21,812.68	\$ 5,828,728.45
TOTAL POOLED FUND INVESTMENTS				\$ 11,207,443.14	\$ 11,138,501.73	\$ 41,946.98	\$ 11,207,443.14
SECURITIES							
219,000 FACE - US TREASURY BILLS (PER BOK FINANCIAL SECURITIES STMT)	5/29/2024	5/15/2025	5.1200%	\$ 209,545.77	\$ 211,269.90	\$ 4,381.59	\$ 215,651.49
TOTAL MONEY MARKET INVESTMENTS				\$ 209,545.77	\$ 211,269.90	\$ 4,381.59	\$ 215,651.49
MONEY MARKET ACCOUNTS							
CAVANAL HILL GOV SEC PREMIER - MONEY MKT		OPEN	open	\$ 1,207.92	\$ 1,207.92	\$ 7.99	\$ 1,207.92
FIRST FINANCIAL BANK		OPEN	4.3345%	\$ 247,985.86	\$ 249,046.80	\$ 1,060.94	\$ 249,046.80
TOTAL MONEY MARKET INVESTMENTS				\$ 249,193.78	\$ 250,254.72	\$ 1,068.93	\$ 250,254.72
CERTIFICATES OF DEPOSITS							
VERITEX COMMUNITY BANK	12/21/2024	12/21/2025	4.3000%	240,000.00	243,617.76	\$ 1,205.92	\$ 240,000.00
				\$ 240,000.00	\$ 243,617.76	\$ 1,205.92	\$ 240,000.00
TOTAL INVESTMENTS				\$ 11,447,443.14	\$ 11,382,119.49	\$ 43,152.90	\$ 11,447,443.14
COLLATERAL PLEDGED							
CENTRAL BANK	3/12/2025	SEE SCHEDULE	(HOLDINGS BY THIRD PARTY - FHLBANK-DALLAS)				\$ 70,801.36
EDUCATIONAL REQUIREMENTS							
CLAUDIA REDDEN	06/29/2006, 4 HRS OF INVESTMENT TRAINING BY UNIV OF NORTH TEXAS AND A.W.B.D, IN GALVESTON, TEXAS 07/11/2007, 6 HRS OF INVESTMENT TRAINING BY TX RURAL WATER ASSOC. IN GALVESTON, TEXAS 11/07/2009, 4 HRS OF INVESTMENT TRAINING AT MCCALL GIBSON 06-09-2011, 4 HRS OF INVESTMENT TRAINING AT 2011 AWBD ANNUAL CONFERENCE 10/26/2013, 4 HRS OF INVESTMENT TRAINING BY MCCALL GIBSON, HOUSTON, TX. 10/17/2015 4 HRS MCCALL GIBSON 05/24/2018, 4 HRS OF INVESTMENT TRAINING BY TEXAS CLASS, KISD MULTIPURPOSE CENTER 09/25/2020 UNV OF N TX CENTER FOR PUBLIC MGMT & GTOT 5 HRS, 10/14/2020 7 HRS PUBLIC TRUST ADVISORS 04/27 & 04/29/2021 7 HRS TX CLASS & PUBLIC FUND ADVISORS, 03/29 & 03/31/22 8 HRS PFIA TRAINING - TX CLASS & PUBLIC FUND TRUST ADVISORS 12/14/2022, 5 HRS, UNIV N TEXAS CENTER FOR PUBLIC MANAGEMENT & GTOT, CO SPONSOR HILLTOP SECURITIES 11/16/2023, 5 HRS HILLTOP SECURITIES, 05/15/2024 5 HRS PFIA TRAINING BY TEXAS CLASS, 5 HRS 10-25-2024 HILLTOP SECURITIES						
OPERATING ACCOUNT	INVEST ANY EXCESS FUNDS IN DEMAND ACCT INTO TEXPOOL OR TX CLASS OR CERTIFICATE OF DEPOSITS OR PURCHASE US TREASURY BILLS, NOTES						
THIS REPORT AND THE DISTRICT'S INVESTMENT POLICY ARE SUBMITTED TO THE BOARD FOR ITS REVIEW AND TO MAKE ANY CHANGES THERETO AS DETERMINED BY THE BOARD TO BE NECESSARY AND PRUDENT FOR THE MANAGEMENT OF DISTRICT'S FUNDS. THE INVESTMENTS ARE IN COMPLIANCE WITH THE INVESTMENT POLICY.							
I, Claudia Redden, hereby certify that, pursuant to Senate Bill 253 and in connection with the preparation of this investment report, I have reviewed the divestment lists prepared and maintained by the Texas Comptroller of Public Accounts, and the District does not own direct or indirect holdings in any companies identified on such lists.							
INVESTMENT OFFICER'S SIGNATURE				BOOKKEEPER'S SIGNATURE 			



CENTRAL BANK - PUBLIC FUNDS
DEPOSIT COLLATERAL REPORT
DISTRICTS WITH COLLATERAL PLEDGED

Effective Date: 03/31/2025

Accounts Through: 03/31/2025 7:00 PM

Forecasting Through:

ICS Accounts Through:

HARRIS CO MUD 286

Tax ID: 760158891

FHLB Pledge Code: 20320

1st Consultant: CRA

2nd Consultant:

DEPOSITS

Acct No	Funds Type	Class	Balance	Interest	Total	Current Month Average	Prior Month Average	ICS Acct No	ICS Balance
Demand Deposits									
6004970	PF/CKG DDA	60	\$102,008.66	\$0.00	\$102,008.66	\$102,046.97	\$159,820.58		
Subtotal Demand Deposits			\$102,008.66	\$0.00	\$102,008.66	\$102,046.97	\$159,820.58		
Total Deposits			\$102,008.66	\$0.00	\$102,008.66	\$102,046.97	\$159,820.58		

SECURITIES

Safekeeping	Agency	CUSIP	Pool No.	Maturity	Date Pledged	Units Pledged	Market Value
FHLB-D	GNMA VAR	36225DHM9	81135	11/20/2034	12/30/2024	6,033,238	\$69,035.06
Total Securities Pledged						6,033,238	\$69,035.06

DEPOSIT COLLATERAL CALCULATION

	Account Balances	FDIC Insurance	Collateral Required
Subtotal Demand Deposits:	\$102,008.66	\$102,008.66	\$0.00
Subtotal Time/Svgs/MMA:	\$0.00	\$0.00	\$0.00
Subtotal Bond Fund Deposits:	\$0.00	\$0.00	\$0.00
TOTALS:	\$102,008.66	\$102,008.66	\$0.00

DEPOSIT COLLATERAL POSITION

	Deposits Requiring Collateral	Securities Pledged	Excess Collateral	% Pledged
At 100%	\$0.00	\$69,035.06	\$69,035.06	
At 105%	\$0.00	\$69,035.06	\$69,035.06	



Harris County M.U.D. No. 286
Operations Report

Board Meeting 04/07/2025

Robert Cardenas

Robert Cardenas
Account Manager

HARRIS COUNTY M.U.D. NO. 286**WRITE OFF REPORT****Through 10-31-2024**

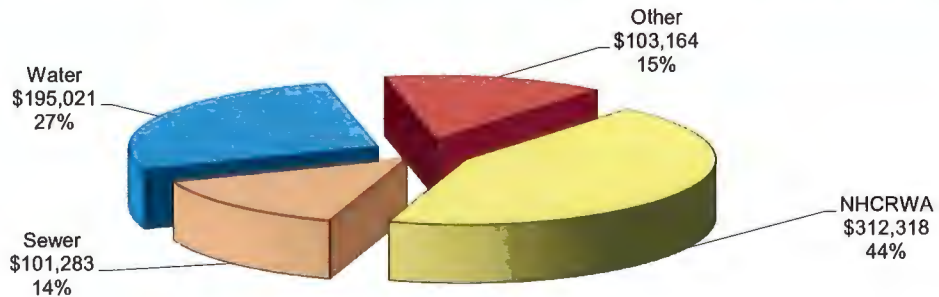
	Resident ID	Account Balance	Move Out Date	Owner/T enant
1	190573	\$ 29.72	10/11/2023	Tenant
2	213263	\$ 313.83	2/7/2024	Owner
3	158891	\$ 87.86	8/14/2024	Tenant
4	240033	\$ 3,087.35	9/26/2024	
5	240035	\$ 1,402.50	9/26/2024	
		\$ 4,921.26		

Harris County M.U.D. No. 286 Utility Billing Summary

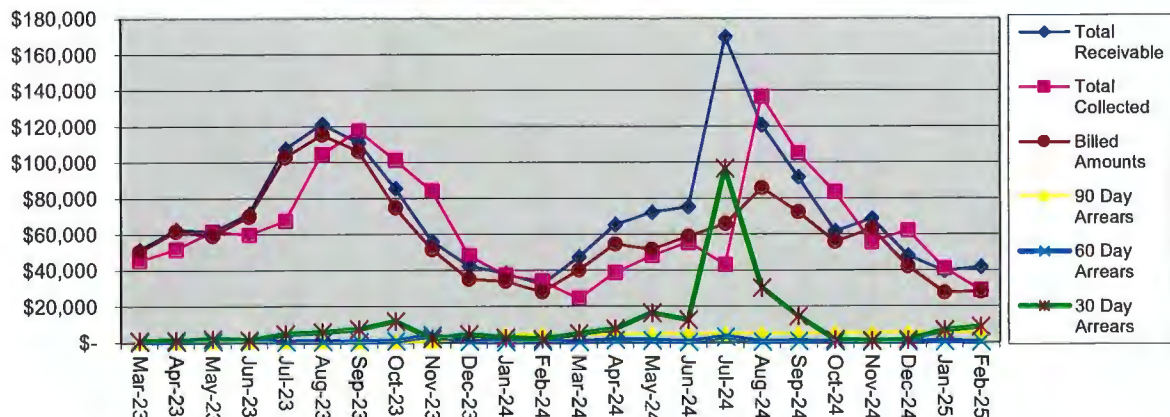
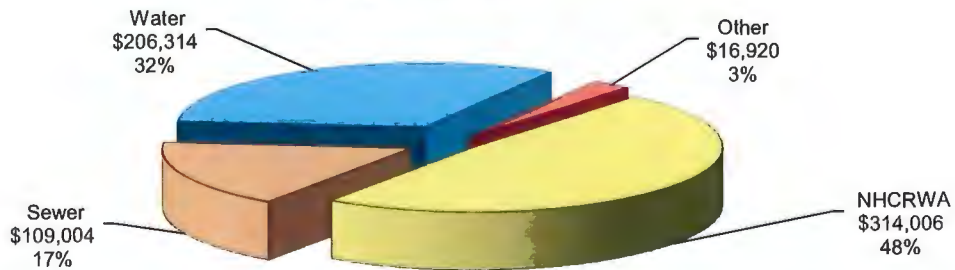
	Feb-25	Jan-25	Feb-24
Total Adjustment	\$3,405.95	\$4,871.20	\$735.24
Total Payments Received	(\$29,095.72)	(\$41,150.14)	(\$34,112.22)
Total Billed	\$28,167.79	\$27,645.73	\$27,949.20
Deposits Applied	(\$50.00)	(\$100.00)	(\$50.00)
Total Receivable	\$36,975.60	\$34,547.58	\$23,478.34
Total Arrears	\$13,558.09	\$11,948.15	\$4,107.81
Security Deposit Beginning Balance	(\$23,956.00)	(\$23,956.00)	(\$24,956.00)
Security Deposit Adjustments	\$0.00	\$0.00	\$0.00
Security Deposit Payments Received	(\$50.00)	(\$100.00)	(\$150.00)
Security Deposit Applied to Accounts	\$50.00	\$100.00	\$50.00
Security Deposit Ending Balance	(\$23,956.00)	(\$23,956.00)	(\$25,056.00)
Residential Water Sold	1,698,000	1,812,000	1,492,000
Residential Connections	266	266	266
Average Usage per Residential Connection	6,383	6,812	5,609
NHCRWA Monthly Payable	\$21,052.35	\$20,854.80	\$22,509.45

Collections, 12 Months

Other = Deposits, Penalties, Transfer Fees, Delinquent Letter Fees, Inspections, Disc. Fees, and Misc.



Billing, 12 Months



Harris County M.U.D. No. 286
Utility Billing Detail Report

Monthly Due Date 28th

	Feb-25	Jan-25	Feb-24
Beginning Date	02/04/25	01/06/25	02/05/24
Closing Date	03/04/25	02/04/25	03/04/24
No. of Days	28	29	28

Beginning Balance	\$34,547.58	\$43,280.79	\$28,956.12
--------------------------	--------------------	--------------------	--------------------

Adjustment

Credit Refund	\$156.51	\$0.00	\$164.28
Deposit	\$50.00	\$100.00	\$150.00
Disconnection Fee	\$0.00	\$0.00	\$70.00
Letter Fee	\$130.00	\$120.00	\$100.00
Penalties	\$548.99	\$1,539.91	\$122.96
Return Check	\$0.00	\$3,048.79	\$0.00
Transfer Fee	\$10.00	\$20.00	\$30.00
Water	\$0.00	(\$7.50)	\$0.00
Back Charge	\$2,510.45	\$0.00	\$98.00
NSF Fee	\$0.00	\$50.00	\$0.00
Total Adjustments	\$3,405.95	\$4,871.20	\$735.24

Collected Amounts

Administrative Fee	(\$500.00)	(\$500.00)	(\$500.00)
Deposit	(\$50.00)	(\$100.00)	(\$150.00)
Disconnection Fee	\$0.00	\$0.00	\$0.00
Grease Trap Inspections	(\$1,050.00)	(\$975.00)	(\$602.90)
Letter Fee	(\$110.00)	(\$120.00)	(\$30.00)
NHCRWA	(\$8,393.34)	(\$17,623.20)	(\$15,342.40)
NSF Fee	\$0.00	(\$50.00)	\$0.00
Meter Rental	\$0.00	\$0.00	(\$120.00)
Penalties	(\$1,317.60)	(\$618.90)	(\$724.31)
Sewer	(\$8,128.80)	(\$7,752.72)	(\$6,327.72)
Transfer Fee	(\$10.00)	(\$20.00)	(\$30.00)
Water	(\$9,173.16)	(\$12,850.89)	(\$9,194.19)
Back Charge	\$0.00	\$0.00	\$0.00
Total Collected	(\$28,732.90)	(\$40,610.71)	(\$33,021.52)
Overpayments	(\$362.82)	(\$539.43)	(\$1,090.70)
Total Collected	(\$29,095.72)	(\$41,150.14)	(\$34,112.22)

Billed Amounts

Administrative Fee	\$500.00	\$500.00	\$500.00
Grease Trap Inspections	\$900.00	\$900.00	\$900.00
NHCRWA	\$10,604.16	\$10,325.28	\$11,938.53
Sewer	\$7,133.13	\$7,039.45	\$6,516.37
Water	\$9,030.50	\$8,881.00	\$7,974.30
Meter Rental	\$0.00	\$0.00	\$120.00
Total Billed	\$28,167.79	\$27,645.73	\$27,949.20

Deposits Applied	(\$50.00)	(\$100.00)	(\$50.00)
-------------------------	------------------	-------------------	------------------

Aged Receivable

90 Day Arrears	\$4,940.56	\$4,939.12	\$3,988.51
60 Day Arrears	\$174.46	\$429.49	\$359.99
30 Day Arrears	\$8,592.39	\$6,750.36	\$1,600.59
Unapplied Credits	(\$149.32)	(\$170.82)	(\$1,841.28)
Total Aged Receivable	\$13,558.09	\$11,948.15	\$4,107.81
Current Receivable	\$23,417.51	\$22,599.43	\$19,370.53
Total Receivable	\$36,975.60	\$34,547.58	\$23,478.34

Electronic Payment Stats - Calendar Month

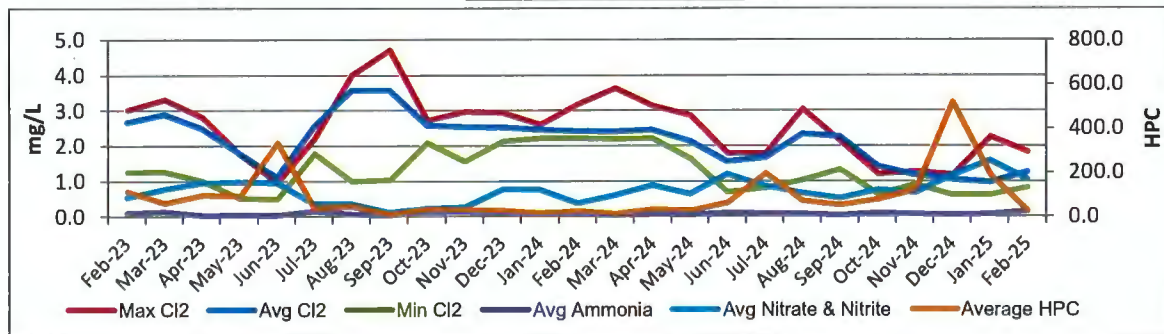
	Feb-25	Jan-25	Feb-24
Check Consolidation	48	48	51
Credit Card	26	89	75
ACH	32	82	55
Total	106	219	181

Harris County M.U.D. No. 286

Connection Count

	Feb-25	Jan-25	Feb-24
Residential	266	266	266
Fire Line	6	6	6
Apartments	0	0	0
Builder Deposit	4	4	4
Commercial	6	6	6
Commercial - Water Only	4	4	4
Commercial - Sewer Only	3	3	3
Commercial w/Grease Trap	8	8	8
3rd Party Backcharge	1	1	1
HOA Irrigation	7	7	7
Chasewood Full Service	2	2	2
Chasewood Water Only	2	2	2
Chasewood Sewer Only	1	1	1
Chasewood Sewer w/ Grease	1	1	1
Commercial Irrigation	13	13	13
YMCA	1	1	1
No Bill - Cooling Towers	0	0	0
District Meter	4	4	4
Interconnect "No Bill"	3	3	3
Consumption Account HOA	13	13	13
Temporary Meters	0	0	1
Vacant Residential	0	0	0
Total Connections	345	345	346

Disinfection Monitoring



Maximum Residual Disinfectant Level (MRDL)

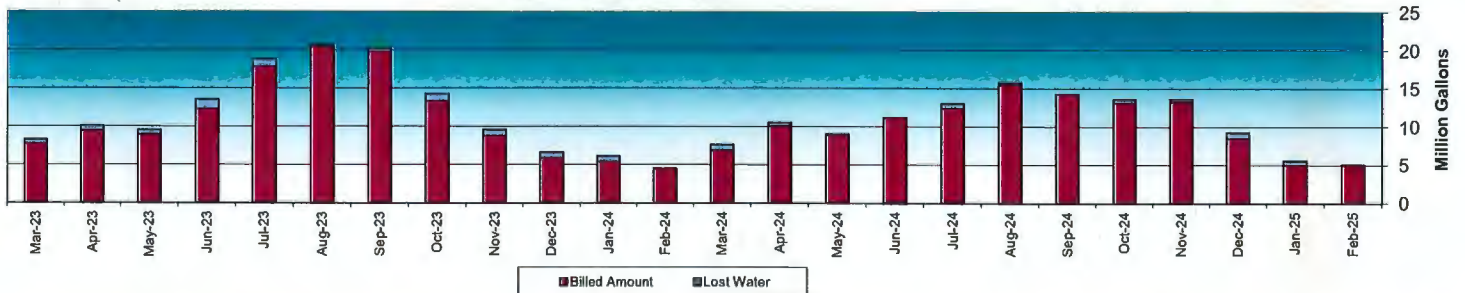
Month	Feb-25	Jan-25	Dec-24
# TCR Samples	10	10	10
# Disinfectant Samples	38	41	41
Average Disinfection Res.	1.25	0.96	1.03
Highest Reading	2.2	1.12	1.19
Lowest Reading	0.8	0.6	0.6
# Below Limit	0	0	0
# With None Detected	0	0	0

Harris County M.U.D. No. 286

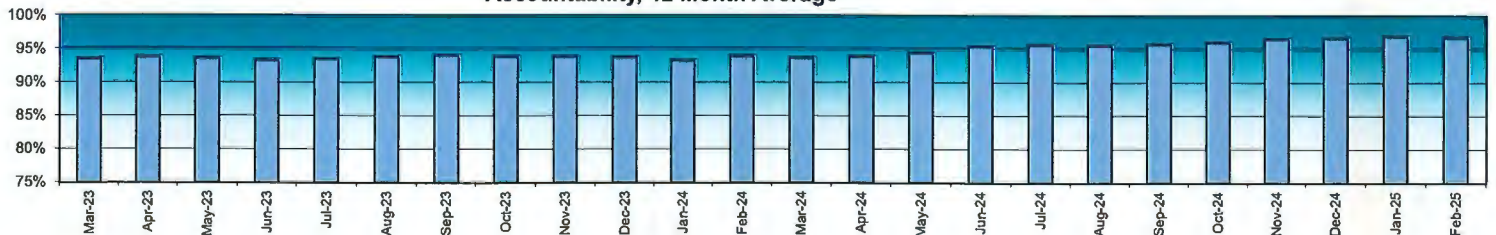
Water Production Report

Period Ending	Well #1 (MG)	Well #2 (MG)	RWA (MG)	Total Produced (MG)	% RWA	Interconnect						Accountability		
						Billed (MG)	Water Sold (MG)	Purchased (MG)	Total Billed (MG)	Maintenance (MG)	Lost Water Amount	Without Maintenance	One Mo.	12 Mo. Avg.
12 Month Average Percentage					97.12%									
Feb-24-25	0.207	0.028	5.386	5.621	95.82%	4.976	0.004	0.000	4.980	0.518	0.123	88.6%	97.8%	96.7%
Jan-24-25	0.478	0.054	5.407	5.939	91.04%	5.048	0.001	0.000	5.049	0.372	0.518	85.0%	91.3%	96.9%
Dec-23-24	0.469	0.100	9.070	9.639	94.10%	8.508	0.024	0.000	8.532	0.305	0.803	88.5%	91.7%	96.6%
Nov-20-24	0.339	0.035	13.398	13.772	97.28%	13.285	0.057	0.000	13.342	0.081	0.349	96.9%	97.5%	96.4%
Oct-18-24	0.251	0.031	13.483	13.765	97.95%	13.131	0.000	0.000	13.131	0.132	0.502	95.4%	96.4%	95.9%
Sep-20-24	0.236	0.132	14.065	14.433	97.45%	14.273	0.000	0.000	14.273	0.132	0.028	98.9%	99.8%	95.7%
Aug-20-24	0.197	0.000	27.885	28.082	99.30%	15.445	12.181	0.000	27.626	0.120	0.336	98.4%	98.8%	95.5%
Jul-19-24	0.415	0.000	33.124	33.539	98.76%	12.426	20.201	0.000	32.627	0.318	0.594	97.3%	98.2%	95.6%
Jun-19-24	0.185	0.000	30.374	30.559	99.39%	11.156	19.985	0.000	31.141	0.095	-0.676	101.9%	102.2%	95.3%
May-20-24	0.295	0.000	24.847	25.142	98.83%	8.909	16.024	0.000	24.933	0.081	0.128	99.2%	99.5%	94.4%
Apr-22-24	0.227	0.000	13.533	13.760	98.35%	10.064	3.118	0.000	13.182	0.008	0.456	95.8%	96.7%	93.8%
Mar-18-24	0.156	0.024	7.721	7.901	97.72%	6.914	0.115	0.000	7.029	0.169	0.704	89.0%	91.1%	93.6%
Feb-19-24	0.045	0.094	4.386	4.525	96.93%	4.517	0.000	0.000	4.517	0.000	0.008	99.8%	99.8%	93.8%
Jan-20-24	0.275	0.079	5.888	6.242	94.33%	5.412	0.000	0.000	5.412	0.079	0.751	86.7%	88.0%	93.3%
Dec-20-23	0.250	0.053	6.464	6.767	95.52%	5.885	0.123	0.000	6.008	0.027	0.732	88.8%	89.2%	93.7%
Nov-22-23	0.205	0.078	9.368	9.651	97.07%	8.810	0.000	0.000	8.810	0.021	0.820	91.3%	91.5%	93.8%
Oct-25-23	0.168	0.199	13.911	14.278	97.43%	13.286	0.000	0.000	13.286	0.041	0.951	93.1%	93.3%	93.8%
Sep-25-23	13.238	0.155	6.838	20.231	33.80%	19.806	0.000	0.000	19.806	0.035	0.391	97.9%	98.1%	94.0%
Aug-24-23	19.070	0.116	1.412	20.598	6.86%	20.404	0.000	0.000	20.404	0.031	0.164	99.1%	99.2%	93.7%
Jul-26-23	14.382	0.207	4.203	18.792	22.37%	17.835	0.000	0.000	17.835	0.025	0.932	94.9%	95.0%	93.4%
Jun-23-23	1.032	0.177	12.363	13.572	91.09%	12.297	0.582	0.000	12.879	0.038	1.237	90.6%	90.9%	93.3%
May-23-23	0.191	0.246	9.150	9.587	95.44%	8.921	0.057	0.000	8.978	0.018	0.648	93.1%	93.2%	93.6%
Apr-24-23	0.214	0.154	9.743	10.111	96.36%	9.478	0.000	0.000	9.478	0.046	0.587	93.7%	94.2%	93.7%
Mar-23-23	0.128	0.045	8.103	8.276	97.91%	7.750	0.000	0.000	7.750	0.000	0.563	93.7%	93.7%	93.4%

Water Billed vs Lost



Accountability, 12 Month Average



Harris County MUD 286 Commercial Consumption Report

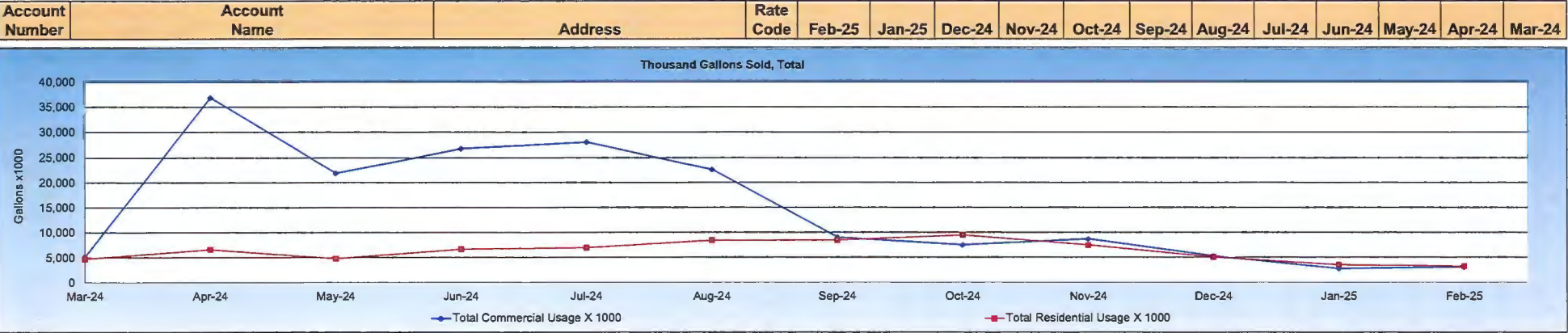
Account Number	Account Name	Address	Rate Code	Feb-25	Jan-25	Dec-24	Nov-24	Oct-24	Sep-24	Aug-24	Jul-24	Jun-24	May-24	Apr-24	Mar-24
Fire Line															
109569			4	0	0	0	0	0	0	0	0	0	0	0	0
109580			4	0	0	0	0	0	0	0	0	34	0	0	0
109623			4	0	0	0	0	0	0	0	0	0	0	0	0
109626			4	0	0	0	0	0	0	0	0	0	0	0	0
160476			4	1	0	0	1	0	0	0	0	0	0	0	0
192734			4	0	0	0	0	0	0	0	0	0	0	0	0
208315			4	0	0	0	1	0	0	0	0	0	0	0	1
239377			4	0	0	0	0	0	0	0	0	0	0	0	0
Total				1	0	0	2	0	0	0	0	34	0	0	1
Commercial- Water Only															
109558			15A	987	824	1056	1846	2154	2564	2756	2439	2382	1680	1598	1258
208313			15A	62	48	128	263	283	408	412	215	144	150	129	129
208316			15A	264	210	652	1390	1494	2217	2444	1118	766	732	580	394
215683			15A	4	14	21	226	237	6	203	326	351	217	370	109
109570			15A	0	0	0	0	0	0	0	0	0	0	0	0
109571			15A	0	0	0	0	0	0	0	0	0	0	0	0
Total				1,317	1,096	1,857	3,725	4,168	5,195	5,815	4,098	3,643	2,779	2,677	1,890
Commercial															
109557			15	0	0	0	66	26	0	0	0	0	1	0	17
109561			15	406	369	706	936	579	748	491	421	287	594	427	297
109565			15	38	32	33	37	35	35	27	14	21	40	44	33
176759			15	10	15	43	51	83	50	100	63	15	17	22	14
215682			15	149	125	137	216	234	298	344	306	316	353	195	133
Total				603	541	919	1,306	957	1,131	962	804	639	1,005	688	494
Commercial with Grease Trap															
109564			16	6	4	6	7	8	7	3	9	4	4	7	4
109573			16	0	0	0	0	0	0	0	169	171	323	276	200
109574			16	106	216	481	242	432	387	425	388	338	217	354	296
109621			16	6	5	19	5	5	7	20	3	10	12	10	9
109624			16	0	0	0	0	0	0	0	0	0	0	0	0
133305			16	19	20	15	21	19	18	7	5	7	12	20	15
162533			16	37	25	29	23	15	11	7	8	10	15	41	40
192733			16	12	159	28	33	21	27	23	36	27	26	26	21
208307			16	371	35	211	162	20	37	227	10	94	42	69	67
239371			16	272	240	282	326	257	288	366	320	319	252	257	213
Total				829	464	789	493	520	494	712	628	661	651	803	652
HOA Irrigation															
109592			30	10	6	34	30	27	31	29	31	27	23	34	6
109600			30	7	8	26	43	44	44	44	37	41	37	51	5
109602			30	0	0	0	13	14	19	18	16	16	13	16	1
109604			30	0	54	356	705	470	428	357	235	221	196	194	116
Total				17	68	416	791	555	522	448	319	305	269	295	128
Chasewood Water Only															
160471			35A	53	51	65	97	93	109	151	117	95	107	129	60
160474			35A	46	58	104	216	220	226	284	239	246	117	166	89
Total				99	109	169	313	313	335	435	356	341	224	295	149
Chasewood Full Service															
160472			35	25	21	57	104	91	96	91	104	83	66	94	54
160477			35	20	69	124	136	154	105	144	122	89	82	102	63
Total				45	90	181	240	245	201	235	226	172	148	196	117
Commercial Irrigation															
109554			37	30	40	43	42	37	41	41	38	38	36	45	32
109556			37	0	0	0	0	0	0	0	0	0	0	0	0

Harris County MUD 286

Commercial Consumption Report

Account Number	Account Name	Address	Rate Code	Feb-25	Jan-25	Dec-24	Nov-24	Oct-24	Sep-24	Aug-24	Jul-24	Jun-24	May-24	Apr-24	Mar-24
109566			37	0	0	0	0	0	0	0	0	0	0	0	0
109568			37	0	0	0	0	0	0	0	0	0	0	0	0
109572			37	0	0	0	0	0	0	0	0	0	0	0	0
109577			37	0	0	0	0	0	0	0	0	0	0	0	0
109622			37	3	55	155	549	32	323	95	152	126	60	151	123
109625			37	0	0	0	0	0	0	0	0	0	0	0	0
133306			37	17	9	26	47	62	55	60	70	75	45	43	0
160475			37	0	27	93	150	109	158	241	210	128	88	109	54
162534			37	0	1	2	3	0	0	0	0	0	0	0	0
192736			37	0	82	218	258	193	226	338	484	104	14	128	62
208310			37	0	0	0	17	0	0	0	0	0	0	0	0
208312			37	0	0	0	0	0	0	0	0	0	0	0	0
208317			37	0	69	91	21	0	0	0	47	68	58	0	0
208318			37	0	0	0	0	0	0	0	0	0	0	0	0
208319			37	0	0	0	0	0	0	0	0	0	0	0	0
239374			37	1	21	55	76	110	159	176	153	153	143	145	57
Total				51	283	628	1,087	433	803	775	1,001	539	301	476	271
YMCA															
109578			40A	211	229	330	685	309	307	696	378	421	373	491	342
District Meter															
109595			80	0	0	0	0	0	0	0	0	0	0	0	0
109596			80	0	0	0	0	0	0	0	0	0	0	0	1
109597			80	6	23	0	9	35	44	44	34	37	29	21	9
109598			80	20	0	88	81	61	68	15	53	35	27	39	20
Total				26	23	88	90	96	112	59	87	72	56	60	30
Interconnect															
109560			82	0	0	0	0	0	0	0	208	0	0	0	0
109575			82	2	1	23	0	0	0	12548	20001	19978	16010	30890	1146
109576			82	2	0	1	57	0	0	7	9	7	133	136	74
Total				4	1	24	57	0	0	12,555	20,218	19,985	16,143	31,026	1,220
Consumption Accounts															
109583			88	0	1	6	9	8	9	1	1	8	0	0	0
109589			88	0	2	8	7	4	5	4	4	4	4	3	1
109590			88	0	2	13	17	2	0	0	0	0	0	0	0
109585			88	0	0	5	7	6	7	2	2	2	1	2	1
109594			88	0	0	4	8	2	1	5	5	5	4	4	1
109593			88	0	2	7	7	7	7	4	5	4	5	3	2
240035			88	0	2	11	13	9	15	7	5	5	4	6	4
109587			88	0	9	87	163	139	10	102	55	50	45	50	38
109581			88	0	9	99	352	189	10	111	65	60	52	54	40
109601			88	0	27	107	111	94	136	117	92	81	76	69	28
109588			88	0	0	2	3	3	4	2	1	2	2	1	1
109586			88	0	0	1	0	3	4	2	0	0	3	2	0
109584			88	0	0	6	8	4	7	0	0	0	0	0	0
Total				0	54	356	705	470	215	357	235	221	196	194	116
Cooling Towers															
109617			70	23	8	45	86	101	115	125	160	108	53	72	24
109611			70	31	23	57	69	76	82	84	164	77	50	151	43
Total				54	31	102	154	177	198	209	323	185	103	223	67
Total Commercial Usage X 1000				3,203	2,904	5,401	8,789	7,596	9,100	22,692	28,115	26,812	21,949	37,007	5,294
Total Residential Usage X 1000				1,698	1,812	2,614	3,801	4,803	4,291	4,272	3,552	3,417	2,473	3,380	2,446

Harris County MUD 286
Commercial Consumption Report



Harris County M.U.D. No. 286

Wastewater Plant Discharge Report

TPDES Permit No. 13020001

Expires

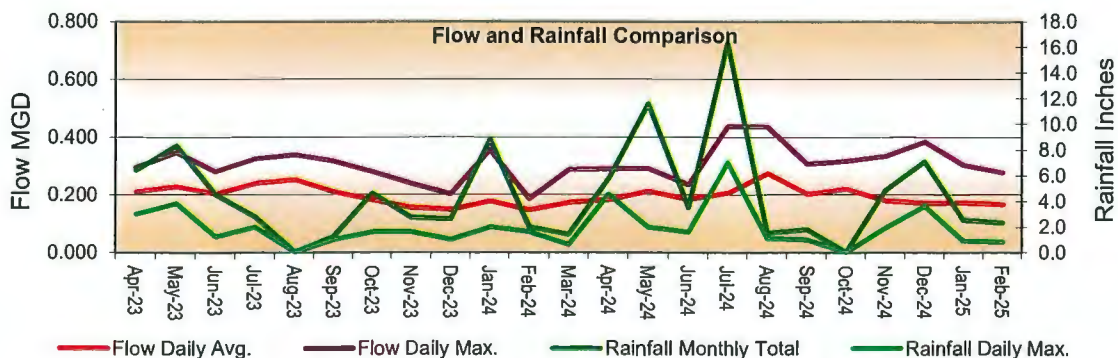
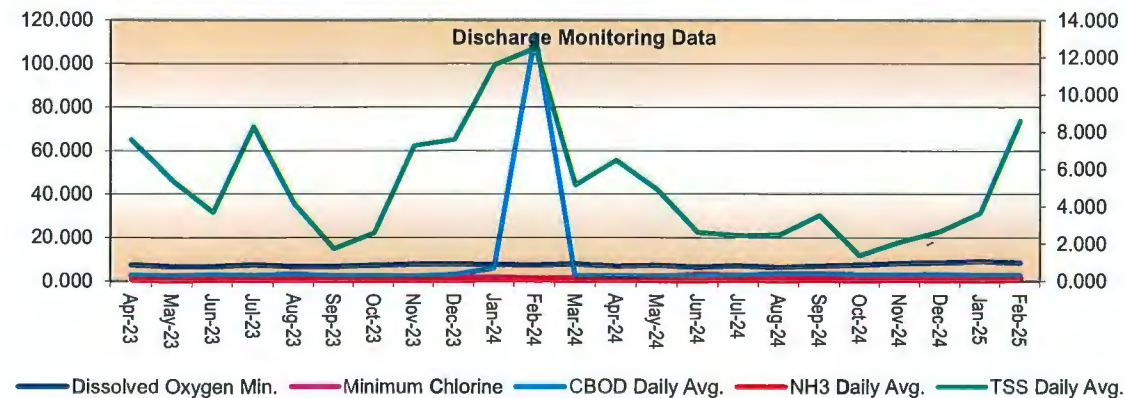
Thursday, February 17, 2028

Design Capacity: **.600 MGD**

Percent Loading: **28%**

Parameter	Limits	Units	Feb-25	Jan-25	Dec-24
Percent Loading			28%	28%	28%
Dissolved Oxygen Min.	4.000	Milligrams / Liter	8.280	8.820	8.220
Minimum pH	6.000	Standard Units	7.290	7.130	7.360
Maximum pH	9.000	Standard Units	7.420	7.570	7.570
TSS Daily Avg.	75.000	Pounds / Day	12.900	5.000	4.430
TSS Daily Avg.	15.000	Milligrams / Liter	8.580	3.640	2.650
TSS Daily Max.	40.000	Milligrams / Liter	10.600	4.300	3.100
NH3 Daily Avg.	15.000	Pounds / Day	0.263	0.136	0.315
NH3 Daily Avg.	3.000	Milligrams / Liter	0.160	0.100	0.168
NH3 Daily Max.	10.000	Milligrams / Liter	0.290	0.100	0.290
Flow Daily Avg.	0.600	Million Gal. / Day	0.165	0.170	0.169
Flow Daily Max.	n/a	Million Gal. / Day	0.276	0.303	0.383
2 hr. Peak Flow	1667.000	Gallons / Minute	192.000	350.000	583.000
Minimum Chlorine	1.000	Milligrams / Liter	1.420	2.370	1.180
Maximum Chlorine	4.000	Milligrams / Liter	3.850	3.820	3.810
CBOD Daily Avg.	50.000	Milligrams / Liter	3.760	3.400	5.510
CBOD Daily Avg.	10.000	Milligrams / Liter	2.550	2.500	2.950
CBOD Daily Max.	25.000	Milligrams / Liter	2.700	3.000	3.400
E. Coli Daily Avg.	63.000	CFU	1.760	1.000	1.410
E. Coli Daily Max.	200.000	CFU	3.100	1.000	2.000

Permit Excursions:	0	0	0
Unauthorized Discharges	0	0	0
Unauthorized Discharges Gallons	0	0	0



Harris County M.U.D. #286
Customer Service Report

March-25

Customer Name	Address	Work Order #	Call Date	Description of Call
Water Quality				
None				
Problems Reported				
None				
Billing Disputes				
None				
Customer Correspondence				
None				

Harris County M.U.D. No. 286
Delinquent Notice/Service Disconnect Report

Date	Delinquent Letters	Date Mailed	Door Hangers	Date Hung	Disconnects	Date of Disconnect
March-25	4	03/26/25				
February-25	13	02/18/25	2	03/05/25	1	03/12/25
January-25	12	01/23/25	2	02/05/25	0	02/12/25
December-24	5	12/26/24	3	01/08/25	0	01/15/25
November-24	12	11/21/24	5	12/04/24	1	12/10/24
October-24	8	10/24/24	1	11/06/24	1	11/13/24
September-24	8	09/26/24	2	10/09/24	0	10/15/24
August-24	2	08/29/24	0	09/11/24	0	09/18/24
July-24	10	07/25/24	2	08/07/24	1	08/14/24
June-24	16	06/21/24	13	07/03/24	0	07/17/24
May-24	11	05/22/24	4	06/05/24	1	06/12/24
April-24	15	04/25/24	2	05/08/24	0	05/15/24
March-24	10	03/21/24	2	04/03/24	2	04/10/24
February-24	10	02/21/24	2	03/06/24	1	03/13/24
January-24	4	01/26/24	2	02/07/24	0	02/14/24
December-23	6	12/28/23	2	01/12/24	1	01/24/24
November-23	10	11/22/23	3	12/06/23	1	12/13/23
October-23	13	10/26/23	7	11/08/23	1	11/15/23
September-23	10	09/21/23	2	10/05/23	0	10/10/23
August-23	3	08/30/23	2	09/13/23	0	09/20/23
July-23	8	07/26/23	5	08/09/23	4	08/16/23
June-23	9	06/29/23	3	07/17/23	1	07/24/23
May-23	6	05/24/23	4	06/07/23	0	06/14/23
April-23	5	04/21/23	3	05/03/23	1	05/10/23
March-23	5	03/23/23	4	04/05/23	1	04/12/23

Current Month Terminations					
Account Number	Customer Name	Service Address	Amount Due	Disc Date	Reconn. Date
137534			\$123.95	12-Mar-25	12-Mar-25

Harris County M.U.D. No. 286 Delinquent Accounts Report

March-25

Revised as of March 26, 2025

4

30 Day Delinquent Accounts						
Account No.	Rate Code	Deposit	Past Due	Total Due	Last Payment	Payment Date
200435	01-Residential	\$50.00	\$37.51	\$67.16	\$281.91	12/12/2024
154416	01-Residential	\$50.00	\$19.65	\$49.30	\$17.86	1/30/2025
252938	01-Residential	\$50.00	\$37.51	\$67.16	\$39.30	1/2/2025
109943	01-Residential	\$50.00	\$37.51	\$67.16	\$86.81	12/7/2024
		\$200.00	\$132.18	\$250.78	\$425.88	

Harris County M.U.D. No. 286

InfraSMART Report

Sched#	District	Asset ID	Asset Description	Asset Address	Activity Code	Activity Description	Interval	Last Created	Last Comp	Next Sched
12319	HC286	HC286	HC286 is Harris County MUD 286	HC286 District Area	MWINSPCOM M	Commercial Water Meter Inspection	12-M	4/15/2024		4/15/2025
13705	HC286	HC286-ACIDNTRLZRLON ESTARCOLLEGE SCIENCEBLDG	ACID NEUTRALIZER TRAP LONESTAR COLLEGE SCIENCE BUILDING	919 University Park Campus Dom	INACIDRTN	Acid Neutralizer Routine Inspection	1-M	2/24/2025	3/13/2025	4/1/2025
8577	HC286	HC286-LS1	HC286-LS1 is Lift Station #1 (LS1) in Harris County MUD 286 (HC286)	11224 Parkriver Dr	PMLSCLEAN	Lift Station Cleanup	3-M	2/26/2025	2/3/2025	6/6/2025
10959	HC286	HC286-LS1	HC286-LS1 is Lift Station #1 (LS1) in Harris County MUD 286 (HC286)	11224 Parkriver Dr	PM6MLFTPMP	Six Month Lift Pump PM (Mechanical) must verify work type	6-M	1/29/2025	2/27/2025	8/1/2025
11746	HC286	HC286-LS1	HC286-LS1 is Lift Station #1 (LS1) in Harris County MUD 286 (HC286)	11224 Parkriver Dr	PM1YESCN	Annual Electrical System & MCC PM (Electrical)	12-M	9/30/2024	10/25/2024	10/1/2025
11757	HC286	HC286-LS1	HC286-LS1 is Lift Station #1 (LS1) in Harris County MUD 286 (HC286)	11224 Parkriver Dr	PM1YIFRSRY	Annual Infrared Survey PM (Electrical) must verify work type	12-M	9/30/2024	12/13/2024	10/1/2025
8578	HC286	HC286-LS2	HC286-LS2 is Lift Station #2 (LS2) in Harris County MUD 286 (HC286)	14602 Jones Rd	PMLSCLEAN	Lift Station Cleanup	3-M	2/26/2025	2/3/2025	6/6/2025
10960	HC286	HC286-LS2	HC286-LS2 is Lift Station #2 (LS2) in Harris County MUD 286 (HC286)	14602 Jones Rd	PM6MLFTPMP	Six Month Lift Pump PM (Mechanical) must verify work type	6-M	1/29/2025	2/17/2025	8/1/2025
11747	HC286	HC286-LS2	HC286-LS2 is Lift Station #2 (LS2) in Harris County MUD 286 (HC286)	14602 Jones Rd	PM1YESCN	Annual Electrical System & MCC PM (Electrical)	12-M	9/30/2024	10/24/2024	10/1/2025
11500	HC286	HC286-LS2	HC286-LS2 is Lift Station #2 (LS2) in Harris County MUD 286 (HC286)	14602 Jones Rd	PM3MADLR	Three Month Communication & Alarm System PM (Electrical)	3-M	12/27/2024	1/7/2025	4/1/2025
11758	HC286	HC286-LS2	HC286-LS2 is Lift Station #2 (LS2) in Harris County MUD 286 (HC286)	14602 Jones Rd	PM1YIFRSRY	Annual Infrared Survey PM (Electrical) must verify work type	12-M	9/30/2024	12/13/2024	10/1/2025
8579	HC286	HC286-LS3	HC286-LS3 is Lift Station #3 (LS3) in Harris County MUD 286 (HC286)	20420 1/2 Chasewood Park Dr	PMLSCLEAN	Lift Station Cleanup	3-M	2/26/2025	2/3/2025	6/6/2025
10961	HC286	HC286-LS3	HC286-LS3 is Lift Station #3 (LS3) in Harris County MUD 286 (HC286)	20420 1/2 Chasewood Park Dr	PM6MLFTPMP	Six Month Lift Pump PM (Mechanical) must verify work type	6-M	1/29/2025	2/27/2025	8/1/2025
11748	HC286	HC286-LS3	HC286-LS3 is Lift Station #3 (LS3) in Harris County MUD 286 (HC286)	20420 1/2 Chasewood Park Dr	PM1YESCN	Annual Electrical System & MCC PM (Electrical)	12-M	9/30/2024	10/24/2024	10/1/2025
11501	HC286	HC286-LS3	HC286-LS3 is Lift Station #3 (LS3) in Harris County MUD 286 (HC286)	20420 1/2 Chasewood Park Dr	PM3MADLR	Three Month Communication & Alarm System PM (Electrical)	3-M	12/27/2024	1/8/2025	4/1/2025
11759	HC286	HC286-LS3	HC286-LS3 is Lift Station #3 (LS3) in Harris County MUD 286 (HC286)	20420 1/2 Chasewood Park Dr	PM1YIFRSRY	Annual Infrared Survey PM (Electrical) must verify work type	12-M	9/30/2024	12/13/2024	10/1/2025
7695	HC286	HC286-SP1	HC286-SP1 is Sewer Treatment Plant #1 (SP1) in Harris County MUD 286 (HC286)	14902 Jones Rd W	PM3MCL2SYS	Three Month CL2 System PM (Chlorination) must verify work type	3-M	1/30/2025	2/20/2025	5/1/2025
7738	HC286	HC286-SP1	HC286-SP1 is Sewer Treatment Plant #1 (SP1) in Harris County MUD 286 (HC286)	14902 Jones Rd W	PM3MCL2GDT	Three Month CL2 Gas Detector PM (Calibration) must verify work type	3-M	1/30/2025	2/20/2025	5/1/2025
8580	HC286	HC286-SP1	HC286-SP1 is Sewer Treatment Plant #1 (SP1) in Harris County MUD 286 (HC286)	14902 Jones Rd W	PMSPCLEAN	Sewer Treatment Plant Cleanup	3-M	2/26/2025	3/26/2024	6/6/2025
9296	HC286	HC286-SP1	HC286-SP1 is Sewer Treatment Plant #1 (SP1) in Harris County MUD 286 (HC286)	14902 Jones Rd W	PMFLWMTR	Flow Meter PM (Calibration) must verify work type	6-M	1/30/2025	8/28/2024	8/1/2025
10672	HC286	HC286-SP1	HC286-SP1 is Sewer Treatment Plant #1 (SP1) in Harris County MUD 286 (HC286)	14902 Jones Rd W	PM1YCL2SYS	Annual CL2 System PM (Chlorination) must verify work type	12-M	8/1/2024	9/4/2024	8/1/2025
10817	HC286	HC286-SP1	HC286-SP1 is Sewer Treatment Plant #1 (SP1) in Harris County MUD 286 (HC286)	14902 Jones Rd W	PM6MMECHL	Six Month Mechanical Lubrication PM (Mechanical)	6-M	11/26/2024	6/27/2024	6/1/2025
11044	HC286	HC286-SP1	HC286-SP1 is Sewer Treatment Plant #1 (SP1) in Harris County MUD 286 (HC286)	14902 Jones Rd W	PM6MBARSCN	Six Month Bar Screen PM (Mechanical)	6-M	2/26/2025	3/12/2024	9/1/2025
10962	HC286	HC286-SP1	HC286-SP1 is Sewer Treatment Plant #1 (SP1) in Harris County MUD 286 (HC286)	14902 Jones Rd W	PM6MLFTPMP	Six Month Lift Pump PM (Mechanical) must verify work type	6-M	1/29/2025	2/20/2025	8/1/2025
11163	HC286	HC286-SP1	HC286-SP1 is Sewer Treatment Plant #1 (SP1) in Harris County MUD 286 (HC286)	14902 Jones Rd W	PM3MASPLR	Three Month Auto Sampler PM (Calibration) must verify work type	3-M	1/30/2025	2/10/2025	5/1/2025

Harris County M.U.D. No. 286

InfraSMART Report

Sched#	District	Asset ID	Asset Description	Asset Address	Activity Code	Activity Description	Interval	Last Created	Last Comp	Next Sched
10849	HC286	HC286-SP1	HC286-SP1 is Sewer Treatment Plant #1 (SP1) in Harris County MUD 286 (HC286)	14902 Jones Rd W	PM6MVB	Six Month Vibration Analysis PM (Mechanical) must verify work type	6-M	11/26/2024	12/23/2024	6/1/2025
11749	HC286	HC286-SP1	HC286-SP1 is Sewer Treatment Plant #1 (SP1) in Harris County MUD 286 (HC286)	14902 Jones Rd W	PM1YESCN	Annual Electrical System & MCC PM (Electrical)	12-M	9/30/2024	10/18/2024	10/1/2025
12203	HC286	HC286-SP1	HC286-SP1 is Sewer Treatment Plant #1 (SP1) in Harris County MUD 286 (HC286)	14902 Jones Rd W	SPWTR	Winterize a Sewer Treatment Plant	12-M	10/3/2024	1/5/2025	10/31/2025
11502	HC286	HC286-SP1	HC286-SP1 is Sewer Treatment Plant #1 (SP1) in Harris County MUD 286 (HC286)	14902 Jones Rd W	PM3MADLR	Three Month Communication & Alarm System PM (Electrical)	3-M	12/27/2024	1/7/2025	4/1/2025
11760	HC286	HC286-SP1	HC286-SP1 is Sewer Treatment Plant #1 (SP1) in Harris County MUD 286 (HC286)	14902 Jones Rd W	PM1YIFRSRY	Annual Infrared Survey PM (Electrical) must verify work type	12-M	9/30/2024	12/3/2024	10/1/2025
12596	HC286	HC286-SP1	HC286-SP1 is Sewer Treatment Plant #1 (SP1) in Harris County MUD 286 (HC286)	14902 Jones Rd W	PM1YLFIXT	Annual Light Fixture Inspections (Ops)	12-M			3/1/2024
10818	HC286	HC286-WP1	HC286-WP1 is Water Treatment Plant #1 (WP1) in Harris County MUD 286 (HC286)	11318 Parkriver Dr	PM6MMECHL	Six Month Mechanical Lubrication PM (Mechanical)	6-M	11/26/2024	6/27/2024	6/1/2025
11173	HC286	HC286-WP1	HC286-WP1 is Water Treatment Plant #1 (WP1) in Harris County MUD 286 (HC286)	11318 Parkriver Dr	PM3MBLESYS	Three Month Bleach System PM (Chlorination) must verify work type	3-M	1/30/2025	1/9/2025	5/1/2025
11174	HC286	HC286-WP1	HC286-WP1 is Water Treatment Plant #1 (WP1) in Harris County MUD 286 (HC286)	11318 Parkriver Dr	PM3MFLOSYS	Three Month Floride System PM (Chlorination) must verify work type	3-M	1/30/2025	1/8/2025	5/1/2025
11750	HC286	HC286-WP1	HC286-WP1 is Water Treatment Plant #1 (WP1) in Harris County MUD 286 (HC286)	11318 Parkriver Dr	PM1YESCN	Annual Electrical System & MCC PM (Electrical)	12-M	9/30/2024	11/25/2024	10/1/2025
11152	HC286	HC286-WP1	HC286-WP1 is Water Treatment Plant #1 (WP1) in Harris County MUD 286 (HC286)	11318 Parkriver Dr	PM3MLASSYS	Three Month LAS System PM (Chlorination) must verify work type	3-M	1/30/2025	1/8/2025	5/1/2025
12204	HC286	HC286-WP1	HC286-WP1 is Water Treatment Plant #1 (WP1) in Harris County MUD 286 (HC286)	11318 Parkriver Dr	WPWTR	Winterize a Water Plant	12-M	10/2/2024	1/6/2025	10/31/2025
11258	HC286	HC286-WP1	HC286-WP1 is Water Treatment Plant #1 (WP1) in Harris County MUD 286 (HC286)	11318 Parkriver Dr	PM1YCRANE	Annual Mechanical Lubrication PM (Mechanical)	12-M	2/26/2025	3/14/2024	3/1/2026
11503	HC286	HC286-WP1	HC286-WP1 is Water Treatment Plant #1 (WP1) in Harris County MUD 286 (HC286)	11318 Parkriver Dr	PM3MADLR	Three Month Communication & Alarm System PM (Electrical)	3-M	12/27/2024	1/7/2025	4/1/2025
11761	HC286	HC286-WP1	HC286-WP1 is Water Treatment Plant #1 (WP1) in Harris County MUD 286 (HC286)	11318 Parkriver Dr	PM1YIFRSRY	Annual Infrared Survey PM (Electrical) must verify work type	12-M	9/30/2024	12/3/2024	10/1/2025
12411	HC286	HC286-WP1	HC286-WP1 is Water Treatment Plant #1 (WP1) in Harris County MUD 286 (HC286)	11318 Parkriver Dr	ENV1YWSINP	1Y Water Storage Unit Inspection	12-M	3/7/2025	3/18/2025	2/14/2026
12597	HC286	HC286-WP1	HC286-WP1 is Water Treatment Plant #1 (WP1) in Harris County MUD 286 (HC286)	11318 Parkriver Dr	PM1YLFIXT	Annual Light Fixture Inspections (Ops)	12-M	4/4/2024	4/10/2024	3/15/2025
7694	HC286	HC286-WP2	HC286-WP2 is Water Treatment Plant #2 (WP2) in Harris County MUD 286 (HC286)	11555 Compaq Center Dr W	PM3MCL2SYS	Three Month CL2 System PM (Chlorination) must verify work type	3-M	1/30/2025	2/20/2025	5/1/2025
7737	HC286	HC286-WP2	HC286-WP2 is Water Treatment Plant #2 (WP2) in Harris County MUD 286 (HC286)	11555 Compaq Center Dr W	PM3MCL2GDT	Three Month CL2 Gas Detector PM (Calibration) must verify work type	3-M	1/30/2025	2/20/2025	5/1/2025
10671	HC286	HC286-WP2	HC286-WP2 is Water Treatment Plant #2 (WP2) in Harris County MUD 286 (HC286)	11555 Compaq Center Dr W	PM1YCL2SYS	Annual CL2 System PM (Chlorination) must verify work type	12-M	8/1/2024	9/25/2024	8/1/2025
11762	HC286	HC286-WP2	HC286-WP2 is Water Treatment Plant #2 (WP2) in Harris County MUD 286 (HC286)	11555 Compaq Center Dr W	PM1YIFRSRY	Annual Infrared Survey PM (Electrical) must verify work type	12-M	9/30/2024	12/3/2024	10/1/2025
11751	HC286	HC286-WP2	HC286-WP2 is Water Treatment Plant #2 (WP2) in Harris County MUD 286 (HC286)	11555 Compaq Center Dr W	PM1YESCN	Annual Electrical System & MCC PM (Electrical)	12-M	9/30/2024	10/17/2024	10/1/2025
11504	HC286	HC286-WP2	HC286-WP2 is Water Treatment Plant #2 (WP2) in Harris County MUD 286 (HC286)	11555 Compaq Center Dr W	PM3MADLR	Three Month Communication & Alarm System PM (Electrical)	3-M	12/27/2024	1/7/2025	4/1/2025
12412	HC286	HC286-WP2	HC286-WP2 is Water Treatment Plant #2 (WP2) in Harris County MUD 286 (HC286)	11555 Compaq Center Dr W	ENV1YWSINP	1Y Water Storage Unit Inspection	12-M	3/7/2025		2/14/2026
12598	HC286	HC286-WP2	HC286-WP2 is Water Treatment Plant #2 (WP2) in Harris County MUD 286 (HC286)	11555 Compaq Center Dr W	PM1YLFIXT	Annual Light Fixture Inspections (Ops)	12-M	4/4/2024	8/13/2024	3/15/2025
12205	HC286	HC286-WP2	HC286-WP2 is Water Treatment Plant #2 (WP2) in Harris County MUD 286 (HC286)	11555 Compaq Center Dr W	WPWTR	Winterize a Water Plant	12-M	10/2/2024	1/5/2025	10/31/2025



HARRIS COUNTY MUD 286 EXECUTIVE SUMMARY

Previous Meeting Action Item Status

Item	Location	Description	Status
Delinquents	District area	Past due accounts	Disconnected (1)
Harvey damage claims	District area	Summary costs and proof of payment requests	In progress
Blower #4	WWTP	Blower #4 failure – repair and rebuild approved in the amount of \$16,579.00	In progress
Booster pump #2	WP1	Repair & rebuild approved in the amount of \$23,500.00	Complete

Current Items Requiring Board Approval

Item	Location	Description	Status
Delinquent Accounts	District area	Past due accounts	Review

Operations Expenses:

Total Amount Invoiced: \$52,855.20

Financial Recap:

Total Receivables: \$ 36,975.60

Compliance Summary:

Water Production Report -

Accountability for the month of February is at 97.8%; yearly average is 96.7%

Wastewater Facility Compliance -

There are no excursions to report for the month of February

Operations Summary:

- **Delinquent Letters**
 - 4 delinquent letters were mailed in advance of today's meeting while 4 remain unpaid.
- **Collections**
 - There are no accounts to be sent to collections for February 2025.
- **Write Offs**
 - There are no accounts to be written off for February 2025.
- **Customer Care**
 - During the month of February there were no customer service calls received

Substantial Repairs & Maintenance

Hc286 – Lift station #1

Response to high run times for LP1 / Corrected issue with floats	\$1,634.34
--	------------

Bottom clean lift station	\$1,259.57
---------------------------	------------

Hc286 – Lift Station #2

Bottom clean Lift Station	\$1,213.47
---------------------------	------------

Hc286 – WWTP

Blower drop off, repair, and install	\$22,424.53
--------------------------------------	-------------

6- month lift pump Pm	\$1,114.04
-----------------------	------------

20329 FM249

Repairs to leaking stem valve in vault	\$1,000.00
--	------------

Hc286 – water Plant #2

CL2 leak detector repairs	\$1,028.69
---------------------------	------------

Substantial

In-District

Purchased laboratory service for water distribution system. \$10,500.00

• ***In-District***

Completed commercial meter testing. \$5,985.00

• ***Water Plant #1***

Pulled booster pump #2 for repairs. \$1,917.92

RESOLUTION AUTHORIZING AN ADDITIONAL PENALTY ON
DELINQUENT REAL PROPERTY TAXES

WHEREAS, the Board of Directors of Harris County Municipal Utility District No. 286 (the "District") is desirous of defraying the costs of collection of delinquent taxes; and

WHEREAS, the District has contracted with an attorney for collection of delinquent taxes as set forth in Section 6.30 of the Texas Tax Code, as amended (the "Code"); and

WHEREAS, Section 33.07 of the Code, as amended, provides that, if the District has contracted with an attorney under Section 6.30 of the Code, as amended, for collection of the District's delinquent taxes, the District may impose an additional penalty not to exceed the amount of the compensation specified in the contract with the attorney to be paid in connection with the collection of the delinquent taxes on taxes that become delinquent on or after February 1 of a year but not later than May 1 of that year and that remain delinquent on July 1 of the year in which they become delinquent; and

WHEREAS, Section 33.08 of the Code, as amended, provides that if the District imposes the additional penalty for collection costs under Section 33.07 of the Code, as amended, and has contracted with an attorney under Section 6.30 of the Code, as amended, for collection of the District's delinquent taxes, the District may impose an additional penalty not to exceed the amount of the compensation specified in the contract with the attorney to be paid in connection with the collection of the delinquent taxes on taxes that become delinquent on or after June 1 of a year; and

WHEREAS, said Section 6.30 provides that said compensation shall not exceed twenty percent (20%) of the amount of delinquent tax, penalty and interest collected. Therefore,

BE IT RESOLVED BY THE BOARD OF DIRECTORS OF HARRIS COUNTY MUNICIPAL UTILITY DISTRICT NO. 286, THAT:

Section 1. The District has entered into a contract with an attorney pursuant to Section 6.30 and in accordance with Section 33.11 of the Code, as amended, for the collection of delinquent taxes on property, penalties and interest.

Section 2. District taxes that become delinquent on or after February 1 of a year but not later than May 1 of that year and that remain delinquent on July 1 of the year in which such taxes become delinquent shall incur an additional penalty of twenty percent (20%) on the amount of such taxes, penalty and interest to defray the costs of collection of said delinquent taxes, in accordance with Section 33.07 of the Code, as amended.

Section 3. District taxes on property that become delinquent on or after June 1 of a year shall incur an additional penalty of twenty percent (20%) of the amount of such taxes, penalty and interest on the first day of the first month that begins at least twenty-one (21) days after the date the notice of delinquency and penalty are sent, in accordance with Section 33.08 of the Tax Code, as amended.

Section 4. The District's tax collector shall deliver a notice of delinquency and of the penalty imposed pursuant to Section 2 above to the property owner at least thirty (30) and not more than sixty (60) days before July 1.


Section 5. The District's tax collector shall deliver a notice of delinquency and of the penalty imposed pursuant to Section 3 above to the property owner.


Section 6. Notwithstanding any provision in this Resolution to the contrary, the additional penalty imposed hereunder shall not apply to delinquent personal property taxes which have incurred an additional penalty pursuant to that certain Resolution Authorizing an Additional Penalty on Delinquent Personal Property Taxes passed and approved by the District on the 6th day of January, 2025.

PASSED AND APPROVED this the 7th day of April, 2025.


HARRIS COUNTY MUNICIPAL
UTILITY DISTRICT NO. 286

ATTEST:

By: 
Secretary

By: 
President

(SEAL)



Eby Engineers, Inc.

ENGINEERING REPORT
HARRIS COUNTY MUD 286

BOARD MEETING
7-Apr-25

CONSTRUCTION CONTRACTS

Project	Contractor	% Complete	Comments
1) Pickleball Court	My Backyard Playground	25.00%	Have changed subcontractors due to performance related issues. New sub should be onsite this week.

DESIGN PROJECTS

Project	Designer	% Complete	Comments
1) GIS Setup	RG Miller	95.00%	Substantially complete

MISCELLANEOUS ITEMS

Item	Status
1) Inspection of Flare	No report this month.
2) District Overall Utility Maps	Revised wallmap at STP
3) Misc Park/Trail Items	Contractors Invoices: Contractors Proposals: See estimate from Funs Abounds estimate. Misc:
4) Park Monthly Inspection	Spring Rider needs replaced.
5) Capital Projects	To update CIP.
6) TCH	Nothing new
7) CCI-CCM3	Easement needs recorded.
8) Centre at Cypress Creek	Nothing new
9) Lone Star	Nothing new.
10) Mexcor	See request from Mexcor regarding revised plan.
11) Noble Energy	Nothing new
12) Chasewood	Waiting plans for development
13) Security Cameras	Nothing new
14) STP	Nothing new.
15) Water Plant No. 1	Nothing new.
16) CCI Building 8 and 9 Segregation	No status update.
17) Sanitary Sewer Televising	Nothing new.
18) Copper and Lead Testing	Nothing new.

ATTACHMENTS

Invoices

Proposals

Funs Abound Quote for Spring Rider

Other

Capacity Request from Mexcor

we are proud of a job well done and may spotlight your project on our social media. If we do not have your permission to do so, please notify us. Thank you!

APPROVED

D-Rely



114 Venice St, Sugar
Land, TX 77478
(855) 226-8637

FABPLAYGROUNDS.COM

Date: 03/07/25

Rep: Norman Cue

Terms & Conditions

Project Name: Lakewood Crossing Spring Rider Replacement

Location: 11502 Cypresswood Dr, Houston, TX 77070

- Payment Terms:** Payment for the project is as follows: 30% deposit required upon acceptance of agreement and the remaining 70% upon completion. Unpaid balances beyond 30 days of completion are considered delinquent.
- Tax Exempt Form:** Please remit your tax exemption certificate to have tax removed.
- Finance Charge:** A service charge of 1.5% will be assessed on the total delinquent balance each month beginning 30 days after the completion date. Pricing for this project is good for 60 days from above date.
- Project Timeline:** Project will be scheduled upon receipt of the down payment and may vary depending on availability of materials, weather, and crew.
- Pricing Expiration:** This pricing will be held for 60 days and at that time may need to be renegotiated.
- Note:** Pricing is for the above listed line items only, and does not include additional insured addendum, additional insurance, storage, security, or any applicable taxes, additional insurance or permits. Orders canceled after an order has been received, a minimum of 5% restocking to full replacement pricing of item will be required.
- Credit Cards:** Payments made with credit cards will require an additional 3.10% service fee.
- Non-disclosed Underground:** We make every effort to ensure that we are working in areas free of utilities. In the event an object is disturbed or damaged and the client has failed to make us aware of their utilities it will be the Client's responsibility. We HIGHLY recommend a private locate service scan the site BEFORE we arrive on site.
- Site Access:** If site access is restricted in any way there could be an additional charge to create an access point.
- Single Mobilization:** This quote is based on a single mobilization by each trade. Should additional mobilizations be required there may be additional charges.
- PIP Note:** Purchaser shall be responsible for security, as needed, to prevent vandalism and/or damage of any type to the surface during the installation process, curing time (3 days) and after the installation is complete.
- Schedule:** There are times due to weather or unforeseen circumstances that we might have to reschedule. In an effort to provide excellent customer service we will notify you should rescheduling be necessary. We appreciate your understanding as we pride ourselves on providing attention and detail to every project.
- Force Majeure:** No Party to this Agreement shall be responsible for any delays or failure to perform any obligation under this Agreement due to acts of God, outbreaks, epidemic/pandemic or the spreading of disease, contagion, strikes, or other disturbances, including, without limitation, war, insurrection, embargoes, governmental restrictions, acts of governments or governmental authorities, and any other cause beyond the control of such party. During an event of force majeure, the Parties' duty to perform obligations shall be re-assessed.

Water/Wastewater Capacity Service Application

MUD #286

Request for Water and Wastewater Treatment Capacities:

Owner Information

Company: MFI HPE CCM7 LLC and MFI HPE CCM56 LLC

Contact Name: Freddy Vaca

Mailing Address: 11177 Compaq Center W., Houston, Texas 77070

Phone: 214-498-0505

Email: freddy@mexcor.com

Development Information

Legal Description / Address:

- 27816 Jones Road, Houston, TX 77070

Type of Development:

- IT Compute Rooms

Development Description:

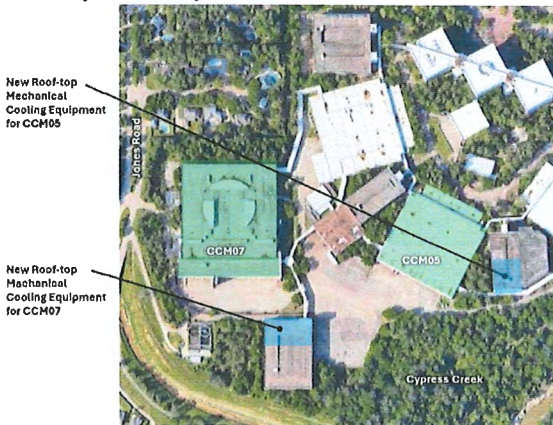
- Interior fit-out updates of existing buildings (CCM05 & CCM07) plus additional infrastructure located outside the buildings for mechanical cooling of the IT Compute Rooms.

Planned Water and Wastewater Capacities for new IT Compute Rooms:

- The Total Planned Capacities are requested to be assessed for availability
- Should these Capacities not be available, provide the maximum Total Available Capacity

	CCM07	CCM05	Total Planned Capacity
Water Capacity	460,000 GDP	615,000 GDP	1,075,000 GDP
Wastewater Treatment Capacity	130,000 GDP	170,000 GDP	300,000 GDP

Development Map:



OATH

STATE OF TEXAS:

COUNTY OF HARRIS

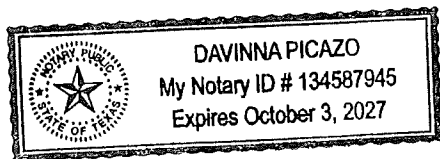
I, Monica Peña, an authorized officer of Utility Tax Service, LLC, the Tax Assessor-Collector, being duly sworn state that the attached report reflects a true and correct accounting of all taxes collected during the month stated herein.



Monica Peña, RTA
Utility Tax Service, LLC

SWORN TO AND SUBSCRIBED BEFORE ME, THIS 4th DAY OF April, 2025

(SEAL)



NOTARY PUBLIC, STATE OF TEXAS

My commission expires 10/3/27



1750 W 43rd Street | Houston, Texas 77018 | Voice: 713-688-3855

HARRIS COUNTY M.U.D. #286 TAX REPORT SUMMARY 3/31/2025

Total Receivables as of 3/31/2025 \$ 25,124.07 Pg 2

Cash Balance as of 2/28/2025 \$ 131,831.12 Pg 3

March Receipts \$ 9,817.04 Pg 3

March Disbursements \$ (72,802.66) Pg 3

April Disbursements:

1 Wire Transfer & 8 Checks \$ (9,342.51) Pg 4

Cash Balance as of 4/1/2025 * \$ 59,502.99 Pg 4

CURRENT COLLECTIONS & 4 YEAR HISTORICAL DATA

Year	Collections 3/31/2025	Adjustments 3/31/2025	Reserve Uncollectibles	Collections 9/1/20-3/31/2025	Receivables 3/31/2025	Percent Collected
2024	8,973.02	(2,463.89)		356,814.45	23,533.60	93.81
2023	252.37			391,140.98	916.80	99.77
2022	265.45			437,636.29	649.37	99.85
2021				510,656.46	24.30	100.00
2020			333.84	512,547.81		100.00

Last Year's Percentage Collection as of 3/31/2024: 98.59%

CURRENT CERTIFIED VALUES & 4 YEAR HISTORICAL DATA

Year	Debt Rate	M&O Rate	Total Tax Rate	Original Value	Adjustments	Adjusted Taxable Value	Taxable Levy
2024	0.00	0.1000	0.1000	373,849,004	6,499,121	380,348,125	380,348.05
2023	0.00	0.1078	0.1078	386,655,244	(22,965,321)	363,689,923	392,057.78
2022	0.00	0.1138	0.1138	474,130,900	(88,993,970)	385,136,930	438,285.66
2021	0.00	0.1218	0.1218	442,291,030	(23,012,871)	419,278,159	510,680.76
2020	0.00	0.1250	0.1250	455,630,633	(45,325,360)	410,305,273	512,881.65

(Maintenance Tax Not To Exceed \$0.50)

*47,113.03 Estimated Refunds due to pending CAD Lawsuits

HARRIS COUNTY M.U.D. #286 TAX REPORT 3/31/2025

Receivables at 8/31/2024	\$	4,468.24		
Reserve For Uncollectibles:	\$	(628.76)		
Prior Adjustments:	\$	(540.10)	\$	3,299.38

2024 Tax Levy	\$	373,848.93		
SR 1-7 & KR 1-7	\$	6,499.12	\$	380,348.05

Tax Collections From 9/1/2024 - 3/31/2025

2024	\$	356,814.45
2023	\$	(108.31)
2022	\$	242.10
2021	\$	1,584.02
2020	\$	(8.90)

(\$ 358,523.36)

TOTAL RECEIVABLES AS OF	3/31/2025	\$	25,124.07
			=====

HARRIS COUNTY M.U.D. #286

3/31/2025

	<u>Month of</u> <u>3/31/2025</u>	<u>Fiscal to Date</u> <u>10/1/2024-3/31/2025</u>
Cash Balance as of 2/28/2025	\$ 131,831.12	\$ 11,060.45
Receipts:		
Current/Prior Taxes	7,026.95	358,523.36
Penalty & Interest	188.86	1,084.65
Atty's Fee-Delinquent Coll	135.85	638.80
Overpayment Refunds		109,830.63
Adjustment Refunds	2,468.03	3,331.72
Rendition Penalty	(2.65)	2,429.34
Stale Dated Checks		5,015.20
Voided Checks		
Stop Payment Checks		
Bank Charge Reimb		(36.70)
NSF Fee		
Tax Certificates		
Bank Interest		
TOTAL RECEIPTS:	9,817.04	480,817.00
Disbursements:		
Transfer/General Fund	70,000.00	300,000.00
Tax A/C Fee	494.70	3,006.45
SB2 Fees	250.00	1,500.00
Additional Services		300.00
Tax A/C Bond Premium	50.00	50.00
Reimb Tax A/C Bond Premium		
Atty's Fee-Delinquent Coll	502.95	502.95
Overpayment Refunds		109,830.63
Adjustment Refunds	642.50	875.36
Reissued Adjustment Refunds		
CAD Assessment	705.00	1,293.00
Reimb CAD Assessment		
Rendition Penalty	120.20	121.59
Computer Costs		507.45
Office Expenses		975.32
Tax Certificates		
Reimb NSF Fees		
Postage		1,280.06
Stale Dated Check Cashed		82.10
SPA Ride Out		1,508.91
Publication-Legal Notice		864.38
Aerial Photo		
Bank Charges	37.31	333.75
Total Disbursements:	(\$ 72,802.66)	(\$ 423,031.95)
Cash Balance as of 3/31/2025	\$ 68,845.50	\$ 68,845.50
	=====	=====

HARRIS COUNTY M.U.D. #286
3/31/2025

CURRENT COLLECTIONS & HISTORICAL DATA

<u>Year</u>	<u>Collections</u> <u>3/31/2025</u>	<u>Adjustments</u> <u>3/31/2025</u>	<u>Reserve</u> <u>Uncollectibles</u>	<u>Collections</u> <u>9/1/98-3/31/2025</u>	<u>Receivables</u> <u>3/31/2025</u>	<u>Percent</u> <u>Collected</u>
2024	8,973.02	(2,463.89)		356,814.45	23,533.60	93.81
2023	252.37			391,140.98	916.80	99.77
2022	265.45			437,636.29	649.37	99.85
2021				510,656.46	24.30	100.00
2020			333.84	512,547.81		100.00
2019			178.85	592,645.36		100.00
2018			116.07	631,300.09		100.00
2017			183.15	790,950.96		100.00
2016			150.07	811,030.49		100.00
2015			434.05	832,209.61		100.00
2014			67.88	963,976.24		100.00
2013			42.47	856,716.94		100.00
2012			31.65	772,102.99		100.00
2011			13.74	707,626.23		100.00
2010			17.02	736,843.35		100.00
2009			6.36	822,101.85		100.00
2008			271.42	1,011,174.67		100.00
2007			279.35	1,068,711.39		100.00
2006			198.91	1,145,113.90		100.00
2005			198.91	1,033,681.55		100.00
2004				1,017,730.63		100.00
2003				1,084,093.17		100.00
2002			15.57	981,347.06		100.00
2001			103.02	1,050,783.10		100.00
2000			42.38	1,013,638.41		100.00
1999			51.92	990,861.35		100.00
1998			7.97	980,058.97		100.00

CURRENT CERTIFIED VALUES & HISTORICAL DATA

<u>Year</u>	<u>Debt Rate</u>	<u>M&O Rate</u>	<u>Total</u> <u>Tax Rate</u>	<u>Original</u> <u>Value</u>	<u>Adjusted</u> <u>Adjustments</u>	<u>Adjusted</u> <u>Taxable Value</u>	<u>Taxable</u> <u>Levy</u>	<u>SR & KR</u> <u>Rolls</u>
2024	0.000	0.10000	0.10000	373,849,004	6,499,121	380,348,125	380,348.05	7-7
2023	0.000	0.10780	0.10780	386,655,244	(22,965,321)	363,689,923	392,057.78	19-19
2022	0.000	0.11380	0.11380	474,130,900	(88,993,970)	385,136,930	438,285.66	31-31
2021	0.000	0.12180	0.12180	442,291,030	(23,012,871)	419,278,159	510,680.76	43-43
2020	0.000	0.12500	0.12500	455,630,633	(45,325,360)	410,305,273	512,881.65	55-55
2019	0.000	0.12500	0.12500	494,333,588	(20,217,341)	474,116,247	592,645.36	64-64
2018	0.000	0.13000	0.13000	349,407,306	136,208,205	485,615,511	631,300.15	64-64
2017	0.000	0.13000	0.13000	504,536,207	104,028,473	608,564,680	791,134.11	60-60
2016	0.000	0.13000	0.13000	539,929,649	84,055,446	623,985,095	811,180.56	85-85
2015	0.000	0.13000	0.13000	575,327,052	65,168,044	640,495,096	832,643.66	60-60
2014	0.000	0.16000	0.16000	487,341,797	115,185,757	602,527,554	964,044.12	59-59
2013	0.000	0.18000	0.18000	263,844,130	212,133,351	475,977,481	856,759.41	59-59
2012	0.048	0.13250	0.18000	273,678,291	155,285,412	428,963,703	772,134.64	59-59
2011	0.048	0.13250	0.18000	289,143,233	103,990,097	393,133,330	707,639.97	59-59
2010	0.048	0.13250	0.18000	262,104,965	147,261,916	409,366,881	736,860.37	63-63
2009	0.048	0.13250	0.18000	498,785,636	(42,058,846)	456,726,790	822,108.21	67-67
2008	0.040	0.14000	0.18000	642,719,451	(80,804,925)	561,914,526	1,011,446.09	72-52
2007	0.040	0.16000	0.20000	559,116,611	(24,621,227)	534,495,384	1,068,990.74	73-110
2006	0.200	0.09000	0.29000	271,895,373	123,040,060	394,935,433	1,145,312.81	
2005	0.280	0.01000	0.29000	354,428,002	2,082,485	356,510,487	1,033,880.46	81-50
2004	0.280	0.01000	0.29000	191,498,040	159,443,650	350,941,690	1,017,730.63	8-13
2003	0.280	0.01000	0.29000			373,825,320	1,084,093.17	5-15
2002	0.230	0.00000	0.23000			426,679,350	981,362.63	5-15
2001	0.215	0.00000	0.21500			488,779,980	1,050,877.12	3-10
2000	0.199	0.00000	0.19870			510,177,710	1,013,680.79	4-17
1999	0.199	0.00000	0.19870			498,724,270	990,913.27	4-13
1998	0.228	0.00000	0.22770			430,420,140	980,066.94	10-15

HARRIS COUNTY M.U.D. #286
3/31/2025

Notes:

- \$ 1,432.83** Reported as 2024 taxes collected on 1/2025 report. Transferred to adjustment refund per KR #7 on 3/2025 report. Multiple Accounts
- \$ 542.08** Reported as 2024 taxes collected on 12/2024 report. Transferred to adjustment refund per KR #7 on 3/2025 report. Account #1190260020045
- \$ 488.98** Reported as 2024 taxes collected on 2/2025 report. Transferred to adjustment refund per KP #7 on 3/2025 report. Account #2081926
- \$ 2.15** Reported as 2023 taxes collected on 1/2024 report. Transferred to adjustment refund per KP #19 on 3/2025 report. Account #2296310
- \$ 1.99** Reported as 2024 taxes collected on 1/2025 report. Transferred to adjustment refund per KP #7 on 3/2025 report. Account #2296310

Installment Agreements:

<u>Year(s)</u>	<u>Taxpayer/Account #</u>	<u>Payment Schedule</u>	<u>Current Yes/No</u>
----------------	---------------------------	-----------------------------	---------------------------



1196

HARRIS COUNTY
MUNICIPAL UTILITY DISTRICT NO. 286
PH. 713-688-3855
1750 W 43RD STREET
HOUSTON, TX 77018

BANK OZK
81-727/829

4/1/2025

PAY TO THE
ORDER OF Compaq Center Drive West

\$ **54.69

Fifty-Four and 69/100 ***** DOLLARS

Compaq Center Drive West
%Tax Dept H1-4A-25
1001 Noble Energy Way Ste N1 028
Houston, Tx 77070-1435



AUTHORIZED SIGNATURE

Security features. Details on back.



HARRIS COUNTY

1196

Compaq Center Drive West

2024 Adjustment Refund
Account #1165680010001

4/1/2025

54.69

Harris Co MUD #286

54.69

HARRIS COUNTY

1196

Compaq Center Drive West

2024 Adjustment Refund
Account #1165680010001

4/1/2025

54.69

PAYMENT
RECORD

Harris Co MUD #286

54.69



1750 West 43rd Street | Houston, Texas 77018 | Voice: 713-688-3855

Harris County M.U.D. #286 Adjustment Refund Invoice

Account #: 1165680010001
Owner: COMPAQ CENTER DRIVE WEST

Year	Reason	Last Payment	Refund
2024	Roll KR-7 Appraised Values Lowered	1/17/2025	54.69

Check #: 1196
Amount: 54.69
Paid: 4/1/2025

Payable to:

COMPAQ CENTER DRIVE WEST
OWNERS ASSOCIATION INC
% TAX DEPT H1-4A-25
1001 NOBLE ENERGY WAY STE N1 028
HOUSTON, TX 77070-1435

HARRIS COUNTY
MUNICIPAL UTILITY DISTRICT NO. 286
PH. 713-688-3855
1750 W 43RD STREET
HOUSTON, TX 77018



1197

BANK OZK
81-727/829

4/1/2025


PAY TO THE
ORDER OF

MFI HPE Campus LLC

\$ **1,072.22

One Thousand Seventy-Two and 22/100 ***** DOLLARS

MFI HPE Campus LLC
1177 Compaq Center W Dr
Houston, Tx 77070



AUTHORIZED SIGNATURE

MEMO



HARRIS COUNTY

1197

MFI HPE Campus LLC

4/1/2025

2024 Adjustment Refund
Account #1169140000053

1,072.22

Harris Co MUD #286

1,072.22

HARRIS COUNTY

1197

MFI HPE Campus LLC

4/1/2025

2024 Adjustment Refund
Account #1169140000053

1,072.22

PAYMENT
RECORD

Harris Co MUD #286

1,072.22



1750 West 43rd Street | Houston, Texas 77018 | Voice: 713-688-3855

Harris County M.U.D. #286 Adjustment Refund Invoice

Account #: 1169140000053
Owner: MFI HPE CAMPUS LLC

Year	Reason	Last Payment	Refund
2024	Roll KR-7 Appraised Values Lowered	1/14/2025	1,072.22

Check #: 1197
Amount: 1,072.22
Paid: 4/1/2025

Payable to:

MFI HPE CAMPUS LLC
1177 COMPAQ CENTER W DR
HOUSTON, TX 77070



1198

HARRIS COUNTY
MUNICIPAL UTILITY DISTRICT NO. 286
PH. 713-688-3855
1750 W 43RD STREET
HOUSTON, TX 77018

BANK OZK
81-727/829

4/1/2025

PAY TO THE ORDER OF Benjamin O'Neil \$ **542.08

Five Hundred Forty-Two and 08/100***** DOLLARS

Benjamin O'Neil
13910 Lakewood Crosssing Blvd
Houston, Tx77070-2590



AUTHORIZED SIGNATURE

MEMO



HARRIS COUNTY

1198

Benjamin O'Neil

4/1/2025

2024 Adjustment Refund
Account #1190260020045

542.08

Harris Co MUD #286

542.08

HARRIS COUNTY

1198

Benjamin O'Neil

4/1/2025

2024 Adjustment Refund
Account #1190260020045

542.08

PAYMENT
RECORD

Harris Co MUD #286

542.08

Security features. Details on back.



1750 West 43rd Street | Houston, Texas 77018 | Voice: 713-688-3855

Harris County M.U.D. #286 Adjustment Refund Invoice

Account #: 1190260020045
Owner: O'NEIL BENJAMIN

Year	Reason	Last Payment	Refund
2024	Roll KR-7 Immediate Res Homestead Exemption Granted, Vet Disability Exempt Granted	12/7/2024	542.08

Check #: 1198
Amount: 542.08
Paid: 4/1/2025

Payable to:

BENJAMIN O'NEIL
13910 LAKEWOOD CROSSING BLVD
HOUSTON, TX 77070-2590



1199

HARRIS COUNTY
MUNICIPAL UTILITY DISTRICT NO. 286
PH. 713-688-3855
1750 W 43RD STREET
HOUSTON, TX 77018

BANK OZK
81-727/829

4/1/2025

PAY TO THE
ORDER OF

John or Sherrell Shafer

\$ **305.92

Three Hundred Five and 92/100***** DOLLARS

John or Sherrell Shafer
11406 Parkriver Dr
Houston, Tx 77070-2587



AUTHORIZED SIGNATURE

MEMO

1190260050018 28043512690

HARRIS COUNTY

1199

John or Sherrell Shafer

4/1/2025

2024 Adjustment Refund
Account #1190260050018

305.92

Harris Co MUD #286

305.92

HARRIS COUNTY

1199

John or Sherrell Shafer

4/1/2025

2024 Adjustment Refund
Account #1190260050018

305.92

PAYMENT
RECORD

Harris Co MUD #286

305.92



1750 West 43rd Street | Houston, Texas 77018 | Voice: 713-688-3855

Harris County M.U.D. #286 Adjustment Refund Invoice

Account #: 1190260050018
Owner: SHAFER JOHN & SHERRELL

Year	Reason	Last Payment	Refund
2024	Roll KR-7 Over 65 Exemption Granted	1/15/2025	305.92

Check #: 1199
Amount: 305.92
Paid: 4/1/2025

Payable to:

JOHN OR SHERRELL SHAFER
11406 PARKRIVER DR
HOUSTON, TX 77070-2587



1200

HARRIS COUNTY
MUNICIPAL UTILITY DISTRICT NO. 286
PH. 713-688-3855
1750 W 43RD STREET
HOUSTON, TX 77018

BANK OZK
81-727/829

4/1/2025

PAY TO THE
ORDER OF TD Equipment Finance Inc

\$ **488.98

Four Hundred Eighty-Eight and 98/100***** DOLLARS

TD Equipment Finance Inc
ATTN: R, Douse
1006 Astoria Blvd
Cherry, Hill NJ 08003-2311



AUTHORIZED SIGNATURE

MEMO



HARRIS COUNTY

1200

TD Equipment Finance Inc

4/1/2025

2024 Adjustment Refund
Account #2081926

488.98

Harris Co MUD #286

488.98

HARRIS COUNTY

1200

TD Equipment Finance Inc

4/1/2025

2024 Adjustment Refund
Account #2081926

488.98

PAYMENT
RECORD

Harris Co MUD #286

488.98



1750 West 43rd Street | Houston, Texas 77018 | Voice: 713-688-3855

Harris County M.U.D. #286 Adjustment Refund Invoice

Account #: 2081926
Owner: TD EQUIPMENT FINANCE INC

Year	Reason	Last Payment	Refund
2024	Roll KP-7 Appraised Values Lowered	2/19/2025	488.98

Check #: 1200
Amount: 488.98
Paid: 4/1/2025

Payable to:

TD EQUIPMENT FINANCE INC
ATTN: R. DOUSE
1006 ASTORIA BLVD
CHERRY HILL, NJ 08003-2311



1201

HARRIS COUNTY
MUNICIPAL UTILITY DISTRICT NO. 286
PH. 713-688-3855
1750 W 43RD STREET
HOUSTON, TX 77018

BANK OZK
81-727/829

4/1/2025

PAY TO THE
ORDER OF

Centurylink Communication

\$ **4.14

Four and 14/100*****

DOLLARS

Centurylink Communication
Centurylink Communication LLC
1025 Eldorado Blvd Bldg 2000
Broomfield, Co 80021-8254



AUTHORIZED SIGNATURE

Security features. Details on back.



HARRIS COUNTY

1201

Centurylink Communication

4/1/2025

2023 Adjustment Refund
2024 Adjustment Refund
Account #2296310

2.15
1.99

Harris Co MUD #286

4.14

HARRIS COUNTY

1201

Centurylink Communication

4/1/2025

2023 Adjustment Refund
2024 Adjustment Refund
Account #2296310

2.15
1.99

PAYMENT
RECORD

Harris Co MUD #286

4.14



1750 West 43rd Street | Houston, Texas 77018 | Voice: 713-688-3855

Harris County M.U.D. #286 Adjustment Refund Invoice

Account #: 2296310
Owner: CENTURYLINK COMMUNICATION

Year	Reason	Last Payment	Refund
2023	Roll KP-19	1/31/2024	2.15
2024	Roll KP-7	1/31/2025	1.99

Check #: 1201
Amount: 4.14
Paid: 4/1/2025

Payable to:

CENTURYLINK COMMUNICATION
CENTURYLINK COMMUNICATION LLC
HARRIS COUNTY
1025 ELDORADO BLVD BLDG 2000
BROOMFIELD, CO 80021-8254

HARRIS COUNTY
MUNICIPAL UTILITY DISTRICT NO. 286
PH. 713-688-3855
1750 W 43RD STREET
HOUSTON, TX 77018



1202

BANK OZK
81-727/829

4/1/2025

PAY TO THE
ORDER OF Perdue Brandon Fielder Collins & Mott LLP

\$ **135.85

One Hundred Thirty-Five and 85/100 ***** DOLLARS

Perdue Brandon Fielder Collins & Mott LLP
1235 North Loop West, Suite 600
Houston, TX 77008



AUTHORIZED SIGNATURE

MEMO



Security features. Details on back.

HARRIS COUNTY

1202

Perdue Brandon Fielder Collins & Mott LLP

4/1/2025

135.85

March 2025 Collections
Attorney's Fee - Delinquent Collections

Harris Co MUD #286

135.85

HARRIS COUNTY

1202

Perdue Brandon Fielder Collins & Mott LLP

4/1/2025

135.85

March 2025 Collections
Attorney's Fee - Delinquent Collections

Harris Co MUD #286

135.85

PAYMENT
RECORD



1750 W 43rd Street | Houston, Texas 77018 | Voice: 713-688-3855

April 1, 2025

Board of Directors
Harris County M.U.D. #286

Attorney's Fee – Delinquent Collections	
March 2025 Collections	\$ <u>135.85</u>

Total: \$ 135.85

Check # **1202**
Paid 4/1/2025

Payable to:
Perdue Brandon Fielder Collins & Mott LLP
1235 North Loop West, Suite 600
Houston, TX 77008

HARRIS COUNTY
MUNICIPAL UTILITY DISTRICT NO. 286
PH. 713-688-3855
1750 W 43RD STREET
HOUSTON, TX 77018



1203

BANK OZK
81-727/829

4/1/2025

PAY TO THE
ORDER OF

Utility Tax Service, LLC

\$ **1,738.63

One Thousand Seven Hundred Thirty-Eight and 63/100 ***** DOLLARS

Utility Tax Service, LLC



AUTHORIZED SIGNATURE

MEMO



Security features. Details on back.

HARRIS COUNTY

1203

Utility Tax Service, LLC

4/1/2025

April Monthly Tax A/C Fee	494.70
SB2 Monthly Fee	250.00
1st Quarter Billing Office Expenses	993.93
Invoice #25534	

Harris Co MUD #286

1,738.63

HARRIS COUNTY

1203

Utility Tax Service, LLC

4/1/2025

April Monthly Tax A/C Fee	494.70
SB2 Monthly Fee	250.00
1st Quarter Billing Office Expenses	993.93
Invoice #25534	

Harris Co MUD #286

1,738.63

UTS, LLC

%Utility Tax Service, LLC
1750 West 43rd St.
Houston, TX 77018

Invoice

Date	Invoice #
4/1/2025	25534

Bill To
HC MUD 286

Item	Description	Amount
Monthly Fee	April Tax Assessor-Collector Fee	494.70
SB2 Fees	Monthly Fee	250.00
1st Quarter Billing	Office Expenses	993.93

Total \$1,738.63

Payments/Credits \$0.00

Balance Due \$1,738.63

CK # 1203
pd 4.1.2025

RESOLUTION ADOPTING PREVAILING WAGE RATE SCALE
FOR CONSTRUCTION PROJECTS

WHEREAS, Harris County Municipal Utility District No. 286 (the "District") has been heretofore duly created and organized; and

WHEREAS, Chapter 2258, Texas Government Code ("Chapter 2258"), requires the District to determine the general prevailing rate of per diem wages for each craft or type of worker in the locality in which a construction project for the District is to be performed and the general prevailing rate of per diem wages for legal holiday and overtime work; and

WHEREAS, Chapter 2258 provides that a worker employed on a construction project by or on behalf of the District shall be paid not less than said general prevailing rates, as applicable; and

WHEREAS, Chapter 2258 provides that a contractor which is awarded a construction contract for the District, or a subcontractor of the contractor, shall pay not less than the rates determined as set forth above to a worker employed in the execution of such contract for a construction project; and

WHEREAS, Chapter 2258 applies to construction projects paid for in whole or in part from funds of the District, regardless of whether the work is done under the District's supervision or direction; and

WHEREAS, the Board of Directors of the District (the "Board") has conducted a survey of wages received by classes of workers employed on projects similar to the construction projects of the District to determine the general prevailing rate of per diem wages in the District and has determined to adopt a Prevailing Wage Rate Scale for Construction Projects for the District; Now, Therefore,

BE IT RESOLVED BY THE BOARD OF DIRECTORS OF HARRIS COUNTY MUNICIPAL UTILITY DISTRICT NO. 286 THAT:


Section 1: The Board has conducted a survey of the wages received by classes of workers employed on public works projects of the Department of Labor, with said projects being similar to the construction projects by or on behalf of the District and, based on said survey, the Board has determined that the wage rates included in the various schedules provided in Exhibit "A" are the general prevailing wage rates for construction projects by or on behalf of the District.

Section 2: The District hereby adopts the wage rate schedules attached hereto as Exhibit "A" which establish minimum rates that shall be used by all contractors and their subcontractors on construction projects by or on behalf of the District.

Section 3: A contractor or subcontractor on a construction project by or on behalf of the District shall maintain records as required by Chapter 2258 and shall be subject to the penalties, forfeitures, and withholding of money for failure to comply with this Resolution and/or pending a final determination of an alleged violation, as provided in Chapter 2258.


Section 4: The District engineer is hereby directed and authorized to specify the wage rates adopted hereunder in all specifications for bids and contracts for construction projects by or on behalf of the District.

PASSED and APPROVED this 7th day of April, 2025.



President, Board of Directors

ATTEST:



Secretary, Board of Directors

(SEAL)




EXHIBIT A

PREVAILING WAGE RATE SCALE FOR CONSTRUCTION PROJECTS

"General Decision Number: TX20250253 03/07/2025

Superseded General Decision Number: TX20240253

State: Texas

Construction Type: Building

County: Harris County in Texas.

BUILDING CONSTRUCTION PROJECTS (does not include single family homes or apartments up to and including 4 stories).

Note: Contracts subject to the Davis-Bacon Act are generally required to pay at least the applicable minimum wage rate required under Executive Order 14026 or Executive Order 13658. Please note that these Executive Orders apply to covered contracts entered into by the federal government that are subject to the Davis-Bacon Act itself, but do not apply to contracts subject only to the Davis-Bacon Related Acts, including those set forth at 29 CFR 5.1(a)(1).

If the contract is entered into on or after January 30, 2022, or the contract is renewed or extended (e.g., an option is exercised) on or after January 30, 2022:	<ul style="list-style-type: none">. Executive Order 14026 generally applies to the contract.. The contractor must pay all covered workers at least \$17.75 per hour (or the applicable wage rate listed on this wage determination, if it is higher) for all hours spent performing on the contract in 2025.
If the contract was awarded on or between January 1, 2015 and January 29, 2022, and the contract is not renewed or extended on or after January 30, 2022:	<ul style="list-style-type: none">. Executive Order 13658 generally applies to the contract.. The contractor must pay all covered workers at least \$13.30 per hour (or the applicable wage rate listed on this wage determination, if it is higher) for all hours spent performing on that contract in 2025.

The applicable Executive Order minimum wage rate will be

adjusted annually. If this contract is covered by one of the Executive Orders and a classification considered necessary for performance of work on the contract does not appear on this wage determination, the contractor must still submit a conformance request.

Additional information on contractor requirements and worker protections under the Executive Orders is available at <http://www.dol.gov/whd/govcontracts>.

Modification Number	Publication Date
0	01/03/2025
1	03/07/2025

ASBE0022-009 07/03/2023

	Rates	Fringes
ASBESTOS WORKER/HEAT & FROST INSULATOR (Duct, Pipe and Mechanical System Insulation).....	\$ 28.35	16.02

BOIL0074-003 07/01/2023

	Rates	Fringes
BOILERMAKER.....	\$ 37.00	24.64

CARP0551-008 04/01/2021

	Rates	Fringes
CARPENTER (Excludes Acoustical Ceiling Installation,Drywall Hanging, Form Work and Metal Stud Installation).....	\$ 25.86	9.08

ELEC0716-005 08/29/2023

	Rates	Fringes
ELECTRICIAN (Excludes Low Voltage Wiring and Installation of Alarms).....	\$ 34.50	10.41

ELEV0031-003 01/01/2024

	Rates	Fringes
--	-------	---------

ELEVATOR MECHANIC.....\$ 51.32 37.885+a+b

FOOTNOTES:

A. 6% under 5 years based on regular hourly rate for all hours worked. 8% over 5 years based on regular hourly rate for all hours worked.

B. Holidays: New Year's Day; Memorial Day; Independence Day; Labor Day; Thanksgiving Day; Friday after Thanksgiving Day; Christmas Day; and Veterans Day.

ENGI0450-002 04/01/2024

	Rates	Fringes
POWER EQUIPMENT OPERATOR		
Cranes.....	\$ 39.47	10.39

IRON0084-001 06/01/2024

	Rates	Fringes
IRONWORKER, STRUCTURAL.....	\$ 28.26	8.13

IRON0084-012 06/01/2024

	Rates	Fringes
GLAZIER.....	\$ 23.27	7.12
IRONWORKER, ORNAMENTAL.....	\$ 28.26	8.13

PLAS0783-001 04/01/2023

	Rates	Fringes
PLASTERER.....	\$ 31.34	10.30

* PLUM0068-002 10/01/2024

	Rates	Fringes
PLUMBER.....	\$ 39.98	11.61

PLUM0211-010 10/01/2024

	Rates	Fringes
PIPEFITTER (Including HVAC		

Pipe Installation).....\$ 41.14	11.86
---------------------------------	-------

* SFTX0669-002 01/01/2025

	Rates	Fringes
SPRINKLER FITTER (Fire Sprinklers).....\$ 36.15		24.47

SHEE0054-006 04/01/2020

	Rates	Fringes
SHEET METAL WORKER Excludes HVAC Unit Installation.....\$ 29.70		13.85
HVAC Duct Installation Only.\$ 29.70		13.85

* SUTX2014-029 07/21/2014

	Rates	Fringes
ACOUSTICAL CEILING MECHANIC.....\$ 17.27 **		3.98
BRICKLAYER.....\$ 18.87		0.00
CAULKER.....\$ 15.36 **		0.00
CEMENT MASON/CONCRETE FINISHER...\$ 13.93 **		0.00
DRYWALL FINISHER/TAPER.....\$ 16.27 **		3.66
DRYWALL HANGER AND METAL STUD INSTALLER.....\$ 17.44 **		3.93
ELECTRICIAN (Alarm Installation Only).....\$ 17.97		3.37
ELECTRICIAN (Low Voltage Wiring Only).....\$ 18.00		1.68
FLOOR LAYER: Carpet.....\$ 20.00		0.00
FORM WORKER.....\$ 12.77 **		0.00
INSULATOR - BATT.....\$ 14.87 **		0.73
IRONWORKER, REINFORCING.....\$ 12.14 **		0.00
LABORER: Common or General.....\$ 11.76 **		0.00

LABORER: Mason Tender - Brick...	\$ 13.47 **	0.00
LABORER: Mason Tender - Cement/Concrete.....	\$ 10.48 **	0.00
LABORER: Pipelayer.....	\$ 12.94 **	0.00
LABORER: Roof Tearoff.....	\$ 11.28 **	0.00
LABORER: Landscape and Irrigation.....	\$ 9.52 **	0.00
LATHER.....	\$ 19.73	0.00
OPERATOR: Backhoe/Excavator/Trackhoe.....	\$ 13.94 **	0.00
OPERATOR: Bobcat/Skid Steer/Skid Loader.....	\$ 13.93 **	0.00
OPERATOR: Bulldozer.....	\$ 22.75	0.00
OPERATOR: Drill.....	\$ 16.22 **	0.34
OPERATOR: Forklift.....	\$ 16.00 **	0.00
OPERATOR: Grader/Blade.....	\$ 13.37 **	0.00
OPERATOR: Loader.....	\$ 13.55 **	0.94
OPERATOR: Mechanic.....	\$ 17.52 **	3.33
OPERATOR: Paver (Asphalt, Aggregate, and Concrete).....	\$ 16.03 **	0.00
OPERATOR: Roller.....	\$ 16.00 **	0.00
PAINTER (Brush, Roller and Spray), Excludes Drywall Finishing/Taping.....	\$ 17.24 **	4.41
ROOFER.....	\$ 15.40 **	0.00
SHEET METAL WORKER (HVAC Unit Installation Only).....	\$ 20.05	2.24
TILE FINISHER.....	\$ 12.00 **	0.00
TILE SETTER.....	\$ 16.17 **	0.00

TRUCK DRIVER: 1/Single Axle		
Truck.....	\$ 14.18 **	0.00
TRUCK DRIVER: Dump Truck.....	\$ 12.39 **	1.18
TRUCK DRIVER: Flatbed Truck.....	\$ 19.65	8.57
TRUCK DRIVER: Semi-Trailer		
Truck.....	\$ 12.50 **	0.00
TRUCK DRIVER: Water Truck.....	\$ 12.00 **	4.11
WATERPROOFER.....	\$ 14.39 **	0.00

WELDERS - Receive rate prescribed for craft performing operation to which welding is incidental.

=====

** Workers in this classification may be entitled to a higher minimum wage under Executive Order 14026 (\$17.75) or 13658 (\$13.30). Please see the Note at the top of the wage determination for more information. Please also note that the minimum wage requirements of Executive Order 14026 are not currently being enforced as to any contract or subcontract to which the states of Texas, Louisiana, or Mississippi, including their agencies, are a party.

Note: Executive Order (EO) 13706, Establishing Paid Sick Leave for Federal Contractors applies to all contracts subject to the Davis-Bacon Act for which the contract is awarded (and any solicitation was issued) on or after January 1, 2017. If this contract is covered by the EO, the contractor must provide employees with 1 hour of paid sick leave for every 30 hours they work, up to 56 hours of paid sick leave each year. Employees must be permitted to use paid sick leave for their own illness, injury or other health-related needs, including preventive care; to assist a family member (or person who is like family to the employee) who is ill, injured, or has other health-related needs, including preventive care; or for reasons resulting from, or to assist a family member (or person who is like family to the employee) who is a victim of, domestic violence, sexual assault, or stalking. Additional information on contractor requirements and worker protections under the EO is available at <https://www.dol.gov/agencies/whd/government-contracts>.

Unlisted classifications needed for work not included within

the scope of the classifications listed may be added after award only as provided in the labor standards contract clauses (29CFR 5.5 (a) (1) (iii)).

The body of each wage determination lists the classifications and wage rates that have been found to be prevailing for the type(s) of construction and geographic area covered by the wage determination. The classifications are listed in alphabetical order under rate identifiers indicating whether the particular rate is a union rate (current union negotiated rate), a survey rate, a weighted union average rate, a state adopted rate, or a supplemental classification rate.

Union Rate Identifiers

A four-letter identifier beginning with characters other than "SU", "UAVG", "SA", or "SC" denotes that a union rate was prevailing for that classification in the survey. Example: PLUM0198-005 07/01/2024. PLUM is an identifier of the union whose collectively bargained rate prevailed in the survey for this classification, which in this example would be Plumbers. 0198 indicates the local union number or district council number where applicable, i.e., Plumbers Local 0198. The next number, 005 in the example, is an internal number used in processing the wage determination. The date, 07/01/2024 in the example, is the effective date of the most current negotiated rate.

Union prevailing wage rates are updated to reflect all changes over time that are reported to WHD in the rates in the collective bargaining agreement (CBA) governing the classification.

Union Average Rate Identifiers

The UAVG identifier indicates that no single rate prevailed for those classifications, but that 100% of the data reported for the classifications reflected union rates. EXAMPLE: UAVG-OH-0010 01/01/2024. UAVG indicates that the rate is a weighted union average rate. OH indicates the State of Ohio. The next number, 0010 in the example, is an internal number used in producing the wage determination. The date, 01/01/2024 in the example, indicates the date the wage determination was updated to reflect the most current union average rate.

A UAVG rate will be updated once a year, usually in January, to reflect a weighted average of the current rates in the

collective bargaining agreements on which the rate is based.

Survey Rate Identifiers

The ""SU"" identifier indicates that either a single non-union rate prevailed (as defined in 29 CFR 1.2) for this classification in the survey or that the rate was derived by computing a weighted average rate based on all the rates reported in the survey for that classification. As a weighted average rate includes all rates reported in the survey, it may include both union and non-union rates. Example: SUFL2022-007 6/27/2024. SU indicates the rate is a single non-union prevailing rate or a weighted average of survey data for that classification. FL indicates the State of Florida. 2022 is the year of the survey on which these classifications and rates are based. The next number, 007 in the example, is an internal number used in producing the wage determination. The date, 6/27/2024 in the example, indicates the survey completion date for the classifications and rates under that identifier.

?SU? wage rates typically remain in effect until a new survey is conducted. However, the Wage and Hour Division (WHD) has the discretion to update such rates under 29 CFR 1.6(c)(1).

State Adopted Rate Identifiers

The ""SA"" identifier indicates that the classifications and prevailing wage rates set by a state (or local) government were adopted under 29 C.F.R 1.3(g)-(h). Example: SAME2023-007 01/03/2024. SA reflects that the rates are state adopted. ME refers to the State of Maine. 2023 is the year during which the state completed the survey on which the listed classifications and rates are based. The next number, 007 in the example, is an internal number used in producing the wage determination. The date, 01/03/2024 in the example, reflects the date on which the classifications and rates under the ?SA? identifier took effect under state law in the state from which the rates were adopted.

WAGE DETERMINATION APPEALS PROCESS

1) Has there been an initial decision in the matter? This can be:

- a) a survey underlying a wage determination
- b) an existing published wage determination
- c) an initial WHD letter setting forth a position on a wage determination matter

d) an initial conformance (additional classification and rate) determination

On survey related matters, initial contact, including requests for summaries of surveys, should be directed to the WHD Branch of Wage Surveys. Requests can be submitted via email to davisbaconinfo@dol.gov or by mail to:

Branch of Wage Surveys
Wage and Hour Division
U.S. Department of Labor
200 Constitution Avenue, N.W.
Washington, DC 20210

Regarding any other wage determination matter such as conformance decisions, requests for initial decisions should be directed to the WHD Branch of Construction Wage Determinations. Requests can be submitted via email to BCWD-Office@dol.gov or by mail to:

Branch of Construction Wage Determinations
Wage and Hour Division
U.S. Department of Labor
200 Constitution Avenue, N.W.
Washington, DC 20210

2) If an initial decision has been issued, then any interested party (those affected by the action) that disagrees with the decision can request review and reconsideration from the Wage and Hour Administrator (See 29 CFR Part 1.8 and 29 CFR Part 7). Requests for review and reconsideration can be submitted via email to dba.reconsideration@dol.gov or by mail to:

Wage and Hour Administrator
U.S. Department of Labor
200 Constitution Avenue, N.W.
Washington, DC 20210

The request should be accompanied by a full statement of the interested party's position and any information (wage payment data, project description, area practice material, etc.) that the requestor considers relevant to the issue.

3) If the decision of the Administrator is not favorable, an interested party may appeal directly to the Administrative Review Board (formerly the Wage Appeals Board). Write to:

Administrative Review Board
U.S. Department of Labor
200 Constitution Avenue, N.W.

Washington, DC 20210.

=====

END OF GENERAL DECISION"

"General Decision Number: TX20250031 01/03/2025

Superseded General Decision Number: TX20240031

State: Texas

Construction Type: Heavy

County: Harris County in Texas.

HEAVY CONSTRUCTION PROJECTS Including Water and Sewer Lines
(Does Not Include Flood Control).

Note: Contracts subject to the Davis-Bacon Act are generally required to pay at least the applicable minimum wage rate required under Executive Order 14026 or Executive Order 13658. Please note that these Executive Orders apply to covered contracts entered into by the federal government that are subject to the Davis-Bacon Act itself, but do not apply to contracts subject only to the Davis-Bacon Related Acts, including those set forth at 29 CFR 5.1(a)(1).

If the contract is entered into on or after January 30, 2022, or the contract is renewed or extended (e.g., an option is exercised) on or after January 30, 2022:	<ul style="list-style-type: none">. Executive Order 14026 generally applies to the contract.. The contractor must pay all covered workers at least \$17.75 per hour (or the applicable wage rate listed on this wage determination, if it is higher) for all hours spent performing on the contract in 2025.
If the contract was awarded on or between January 1, 2015 and January 29, 2022, and the contract is not renewed or extended on or after January 30, 2022:	<ul style="list-style-type: none">. Executive Order 13658 generally applies to the contract.. The contractor must pay all covered workers at least \$13.30 per hour (or the applicable wage rate listed on this wage determination, if it is higher) for all hours spent performing on that contract in 2025.

The applicable Executive Order minimum wage rate will be

Additional information on contractor requirements and worker protections under the Executive Orders is available at <http://www.dol.gov/whd/govcontracts>.

SFTX0669-001 04/01/2024

SUTX2005-019 08/16/2005

	Rates	Fringes
CARPENTER.....	\$ 14.04 **	0.00
CEMENT MASON/CONCRETE FINISHER...	\$ 12.50 **	1.17
ELECTRICIAN.....	\$ 17.00 **	0.04
Formbuilder/Formsetter.....	\$ 13.84 **	1.17
IRONWORKER, REINFORCING.....	\$ 11.28 **	0.00
Laborers:		
Common.....	\$ 8.94 **	0.00
Landscape.....	\$ 7.35 **	0.00
Mason Tender Cement.....	\$ 9.94 **	0.00
Pipelayer.....	\$ 10.14 **	0.00
PIPEFITTER.....	\$ 17.00 **	0.04
POWER EQUIPMENT OPERATOR:		
Backhoe.....	\$ 13.47 **	0.00
Bulldozer.....	\$ 12.58 **	0.00
Crane.....	\$ 15.33 **	0.57
Excavator.....	\$ 16.37 **	0.00
Front End Loader.....	\$ 12.16 **	0.00
Grader.....	\$ 12.20 **	1.48

Tractor.....	\$ 15.00 **	0.00
TRUCK DRIVER.....	\$ 12.02 **	1.02

WELDERS - Receive rate prescribed for craft performing operation to which welding is incidental.

=====

** Workers in this classification may be entitled to a higher minimum wage under Executive Order 14026 (\$17.75) or 13658 (\$13.30). Please see the Note at the top of the wage determination for more information. Please also note that the minimum wage requirements of Executive Order 14026 are not currently being enforced as to any contract or subcontract to which the states of Texas, Louisiana, or Mississippi, including their agencies, are a party.

Note: Executive Order (EO) 13706, Establishing Paid Sick Leave for Federal Contractors applies to all contracts subject to the Davis-Bacon Act for which the contract is awarded (and any solicitation was issued) on or after January 1, 2017. If this contract is covered by the EO, the contractor must provide employees with 1 hour of paid sick leave for every 30 hours they work, up to 56 hours of paid sick leave each year. Employees must be permitted to use paid sick leave for their own illness, injury or other health-related needs, including preventive care; to assist a family member (or person who is like family to the employee) who is ill, injured, or has other health-related needs, including preventive care; or for reasons resulting from, or to assist a family member (or person who is like family to the employee) who is a victim of, domestic violence, sexual assault, or stalking. Additional information on contractor requirements and worker protections under the EO is available at <https://www.dol.gov/agencies/whd/government-contracts>.

Unlisted classifications needed for work not included within the scope of the classifications listed may be added after award only as provided in the labor standards contract clauses (29CFR 5.5 (a) (1) (iii)).

The body of each wage determination lists the classifications and wage rates that have been found to be prevailing for the type(s) of construction and geographic area covered by the wage determination. The classifications are listed in alphabetical

order under rate identifiers indicating whether the particular rate is a union rate (current union negotiated rate), a survey rate, a weighted union average rate, a state adopted rate, or a supplemental classification rate.

Union Rate Identifiers

A four-letter identifier beginning with characters other than ""SU"", ""UAVG"", ?SA?, or ?SC? denotes that a union rate was prevailing for that classification in the survey. Example: PLUM0198-005 07/01/2024. PLUM is an identifier of the union whose collectively bargained rate prevailed in the survey for this classification, which in this example would be Plumbers. 0198 indicates the local union number or district council number where applicable, i.e., Plumbers Local 0198. The next number, 005 in the example, is an internal number used in processing the wage determination. The date, 07/01/2024 in the example, is the effective date of the most current negotiated rate.

Union prevailing wage rates are updated to reflect all changes over time that are reported to WHD in the rates in the collective bargaining agreement (CBA) governing the classification.

Union Average Rate Identifiers

The UAVG identifier indicates that no single rate prevailed for those classifications, but that 100% of the data reported for the classifications reflected union rates. EXAMPLE: UAVG-OH-0010 01/01/2024. UAVG indicates that the rate is a weighted union average rate. OH indicates the State of Ohio. The next number, 0010 in the example, is an internal number used in producing the wage determination. The date, 01/01/2024 in the example, indicates the date the wage determination was updated to reflect the most current union average rate.

A UAVG rate will be updated once a year, usually in January, to reflect a weighted average of the current rates in the collective bargaining agreements on which the rate is based.

Survey Rate Identifiers

The ""SU"" identifier indicates that either a single non-union rate prevailed (as defined in 29 CFR 1.2) for this classification in the survey or that the rate was derived by computing a weighted average rate based on all the rates reported in the survey for that classification. As a weighted average rate includes all rates reported in the survey, it may include both union and non-union rates. Example: SUFL2022-007

6/27/2024. SU indicates the rate is a single non-union prevailing rate or a weighted average of survey data for that classification. FL indicates the State of Florida. 2022 is the year of the survey on which these classifications and rates are based. The next number, 007 in the example, is an internal number used in producing the wage determination. The date, 6/27/2024 in the example, indicates the survey completion date for the classifications and rates under that identifier.

?SU? wage rates typically remain in effect until a new survey is conducted. However, the Wage and Hour Division (WHD) has the discretion to update such rates under 29 CFR 1.6(c)(1).

State Adopted Rate Identifiers

The ""SA"" identifier indicates that the classifications and prevailing wage rates set by a state (or local) government were adopted under 29 C.F.R 1.3(g)-(h). Example: SAME2023-007 01/03/2024. SA reflects that the rates are state adopted. ME refers to the State of Maine. 2023 is the year during which the state completed the survey on which the listed classifications and rates are based. The next number, 007 in the example, is an internal number used in producing the wage determination. The date, 01/03/2024 in the example, reflects the date on which the classifications and rates under the ?SA? identifier took effect under state law in the state from which the rates were adopted.

WAGE DETERMINATION APPEALS PROCESS

1) Has there been an initial decision in the matter? This can be:

- a) a survey underlying a wage determination
- b) an existing published wage determination
- c) an initial WHD letter setting forth a position on a wage determination matter
- d) an initial conformance (additional classification and rate) determination

On survey related matters, initial contact, including requests for summaries of surveys, should be directed to the WHD Branch of Wage Surveys. Requests can be submitted via email to davisbaconinfo@dol.gov or by mail to:

Branch of Wage Surveys
Wage and Hour Division
U.S. Department of Labor

200 Constitution Avenue, N.W.
Washington, DC 20210

Regarding any other wage determination matter such as conformance decisions, requests for initial decisions should be directed to the WHD Branch of Construction Wage Determinations. Requests can be submitted via email to BCWD-Office@dol.gov or by mail to:

Branch of Construction Wage Determinations
Wage and Hour Division
U.S. Department of Labor
200 Constitution Avenue, N.W.
Washington, DC 20210

2) If an initial decision has been issued, then any interested party (those affected by the action) that disagrees with the decision can request review and reconsideration from the Wage and Hour Administrator (See 29 CFR Part 1.8 and 29 CFR Part 7). Requests for review and reconsideration can be submitted via email to dba.reconsideration@dol.gov or by mail to:

Wage and Hour Administrator
U.S. Department of Labor
200 Constitution Avenue, N.W.
Washington, DC 20210

The request should be accompanied by a full statement of the interested party's position and any information (wage payment data, project description, area practice material, etc.) that the requestor considers relevant to the issue.

3) If the decision of the Administrator is not favorable, an interested party may appeal directly to the Administrative Review Board (formerly the Wage Appeals Board). Write to:

Administrative Review Board
U.S. Department of Labor
200 Constitution Avenue, N.W.
Washington, DC 20210.

=====

END OF GENERAL DECISION"

"General Decision Number: TX20250038 01/03/2025

Superseded General Decision Number: TX20240038

State: Texas

Construction Type: Highway

Counties: Austin, Brazoria, Chambers, Fort Bend, Galveston, Hardin, Harris, Jefferson, Liberty, Montgomery, Orange, San Jacinto and Waller Counties in Texas.

HIGHWAY CONSTRUCTION PROJECTS (excluding tunnels, building structures in rest area projects & railroad construction; bascule, suspension & spandrel arch bridges designed for commercial navigation, bridges involving marine construction; and other major bridges).

Note: Contracts subject to the Davis-Bacon Act are generally required to pay at least the applicable minimum wage rate required under Executive Order 14026 or Executive Order 13658. Please note that these Executive Orders apply to covered contracts entered into by the federal government that are subject to the Davis-Bacon Act itself, but do not apply to contracts subject only to the Davis-Bacon Related Acts, including those set forth at 29 CFR 5.1(a)(1).

If the contract is entered into on or after January 30, 2022, or the contract is renewed or extended (e.g., an option is exercised) on or after January 30, 2022:	<ul style="list-style-type: none">. Executive Order 14026 generally applies to the contract.. The contractor must pay all covered workers at least \$17.75 per hour (or the applicable wage rate listed on this wage determination, if it is higher) for all hours spent performing on the contract in 2025.
If the contract was awarded on or between January 1, 2015 and January 29, 2022, and the contract is not renewed or extended on or after January 30, 2022:	<ul style="list-style-type: none">. Executive Order 13658 generally applies to the contract.. The contractor must pay all covered workers at least \$13.30 per hour (or the applicable wage rate listed on this wage determination,

	if it is higher) for all hours spent performing on that contract in 2025.
--	---

The applicable Executive Order minimum wage rate will be adjusted annually. If this contract is covered by one of the Executive Orders and a classification considered necessary for performance of work on the contract does not appear on this wage determination, the contractor must still submit a conformance request.

Additional information on contractor requirements and worker protections under the Executive Orders is available at <http://www.dol.gov/whd/govcontracts>.

Modification Number	Publication Date
0	01/03/2025

SUTX2011-013 08/10/2011

	Rates	Fringes
CEMENT MASON/CONCRETE FINISHER (Paving and Structures).....	\$ 12.98	**
ELECTRICIAN.....	\$ 27.11	
FORM BUILDER/FORM SETTER Paving & Curb.....	\$ 12.34	**
Structures.....	\$ 12.23	**
LABORER Asphalt Raker.....	\$ 12.36	**
Flagger.....	\$ 10.33	**
Laborer, Common.....	\$ 11.02	**
Laborer, Utility.....	\$ 11.73	**
Pipelayer.....	\$ 12.12	**
Work Zone Barricade Servicer.....	\$ 11.67	**
PAINTER (Structures).....	\$ 18.62	
POWER EQUIPMENT OPERATOR: Asphalt Distributor.....	\$ 14.06	**
Asphalt Paving Machine.....	\$ 14.32	**
Broom or Sweeper.....	\$ 12.68	**
Concrete Pavement		

Finishing Machine.....	\$ 13.07	**
Concrete Paving, Curing, Float, Texturing Machine....	\$ 11.71	**
Concrete Saw.....	\$ 13.99	**
Crane, Hydraulic 80 Tons or less.....	\$ 13.86	**
Crane, Lattice boom 80 tons or less.....	\$ 14.97	**
Crane, Lattice boom over 80 Tons.....	\$ 15.80	**
Crawler Tractor.....	\$ 13.68	**
Excavator, 50,000 pounds or less.....	\$ 12.71	**
Excavator, Over 50,000 pounds.....	\$ 14.53	**
Foundation Drill, Crawler Mounted.....	\$ 17.43	**
Foundation Drill, Truck Mounted.....	\$ 15.89	**
Front End Loader 3 CY or Less.....	\$ 13.32	**
Front End Loader, Over 3 CY.	\$ 13.17	**
Loader/Backhoe.....	\$ 14.29	**
Mechanic.....	\$ 16.96	**
Milling Machine.....	\$ 13.53	**
Motor Grader, Fine Grade....	\$ 15.69	**
Motor Grader, Rough.....	\$ 14.23	**
Off Road Hauler.....	\$ 14.60	**
Pavement Marking Machine....	\$ 11.18	**
Piledriver.....	\$ 14.95	**
Roller, Asphalt.....	\$ 11.95	**
Roller, Other.....	\$ 11.57	**
Scraper.....	\$ 13.47	**
Spreader Box.....	\$ 13.58	**

Servicer.....\$ 13.97 **

Steel Worker

Reinforcing Steel.....	\$ 15.15	**
Structural Steel Welder.....	\$ 12.85	**
Structural Steel.....	\$ 14.39	**

TRUCK DRIVER

Low Boy Float.....	\$ 16.03	**
Single Axle.....	\$ 11.46	**
Single or Tandem Axle Dump..	\$ 11.48	**
Tandem Axle Tractor w/Semi Trailer.....	\$ 12.27	**

WELDERS - Receive rate prescribed for craft performing operation to which welding is incidental.

=====

** Workers in this classification may be entitled to a higher minimum wage under Executive Order 14026 (\$17.75) or 13658 (\$13.30). Please see the Note at the top of the wage determination for more information. Please also note that the minimum wage requirements of Executive Order 14026 are not currently being enforced as to any contract or subcontract to which the states of Texas, Louisiana, or Mississippi, including their agencies, are a party.

Note: Executive Order (EO) 13706, Establishing Paid Sick Leave for Federal Contractors applies to all contracts subject to the Davis-Bacon Act for which the contract is awarded (and any solicitation was issued) on or after January 1, 2017. If this contract is covered by the EO, the contractor must provide employees with 1 hour of paid sick leave for every 30 hours they work, up to 56 hours of paid sick leave each year. Employees must be permitted to use paid sick leave for their own illness, injury or other health-related needs, including preventive care; to assist a family member (or person who is like family to the employee) who is ill, injured, or has other health-related needs, including preventive care; or for reasons resulting from, or to assist a family member (or person who is like family to the employee) who is a victim of, domestic violence, sexual assault, or stalking. Additional information on contractor requirements and worker protections under the EO is available at <https://www.dol.gov/agencies/whd/government-contracts>.

Unlisted classifications needed for work not included within the scope of the classifications listed may be added after award only as provided in the labor standards contract clauses (29CFR 5.5 (a) (1) (iii)).

The body of each wage determination lists the classifications and wage rates that have been found to be prevailing for the type(s) of construction and geographic area covered by the wage determination. The classifications are listed in alphabetical order under rate identifiers indicating whether the particular rate is a union rate (current union negotiated rate), a survey rate, a weighted union average rate, a state adopted rate, or a supplemental classification rate.

Union Rate Identifiers

A four-letter identifier beginning with characters other than ""SU"", ""UAVG"", ?SA?, or ?SC? denotes that a union rate was prevailing for that classification in the survey. Example: PLUM0198-005 07/01/2024. PLUM is an identifier of the union whose collectively bargained rate prevailed in the survey for this classification, which in this example would be Plumbers. 0198 indicates the local union number or district council number where applicable, i.e., Plumbers Local 0198. The next number, 005 in the example, is an internal number used in processing the wage determination. The date, 07/01/2024 in the example, is the effective date of the most current negotiated rate.

Union prevailing wage rates are updated to reflect all changes over time that are reported to WHD in the rates in the collective bargaining agreement (CBA) governing the classification.

Union Average Rate Identifiers

The UAVG identifier indicates that no single rate prevailed for those classifications, but that 100% of the data reported for the classifications reflected union rates. EXAMPLE: UAVG-OH-0010 01/01/2024. UAVG indicates that the rate is a weighted union average rate. OH indicates the State of Ohio. The next number, 0010 in the example, is an internal number used in producing the wage determination. The date, 01/01/2024 in the example, indicates the date the wage determination was updated to reflect the most current union average rate.

A UAVG rate will be updated once a year, usually in January, to reflect a weighted average of the current rates in the collective bargaining agreements on which the rate is based.

Survey Rate Identifiers

The ""SU"" identifier indicates that either a single non-union rate prevailed (as defined in 29 CFR 1.2) for this classification in the survey or that the rate was derived by computing a weighted average rate based on all the rates reported in the survey for that classification. As a weighted average rate includes all rates reported in the survey, it may include both union and non-union rates. Example: SUFL2022-007 6/27/2024. SU indicates the rate is a single non-union prevailing rate or a weighted average of survey data for that classification. FL indicates the State of Florida. 2022 is the year of the survey on which these classifications and rates are based. The next number, 007 in the example, is an internal

number used in producing the wage determination. The date, 6/27/2024 in the example, indicates the survey completion date for the classifications and rates under that identifier.

?SU? wage rates typically remain in effect until a new survey is conducted. However, the Wage and Hour Division (WHD) has the discretion to update such rates under 29 CFR 1.6(c)(1).

State Adopted Rate Identifiers

The ""SA"" identifier indicates that the classifications and prevailing wage rates set by a state (or local) government were adopted under 29 C.F.R 1.3(g)-(h). Example: SAME2023-007 01/03/2024. SA reflects that the rates are state adopted. ME refers to the State of Maine. 2023 is the year during which the state completed the survey on which the listed classifications and rates are based. The next number, 007 in the example, is an internal number used in producing the wage determination. The date, 01/03/2024 in the example, reflects the date on which the classifications and rates under the ?SA? identifier took effect under state law in the state from which the rates were adopted.

WAGE DETERMINATION APPEALS PROCESS

1) Has there been an initial decision in the matter? This can be:

- a) a survey underlying a wage determination
- b) an existing published wage determination
- c) an initial WHD letter setting forth a position on a wage determination matter
- d) an initial conformance (additional classification and rate) determination

On survey related matters, initial contact, including requests for summaries of surveys, should be directed to the WHD Branch of Wage Surveys. Requests can be submitted via email to davisbaconinfo@dol.gov or by mail to:

Branch of Wage Surveys
Wage and Hour Division
U.S. Department of Labor
200 Constitution Avenue, N.W.
Washington, DC 20210

Regarding any other wage determination matter such as conformance decisions, requests for initial decisions should be

directed to the WHD Branch of Construction Wage Determinations. Requests can be submitted via email to BCWD-Office@dol.gov or by mail to:

Branch of Construction Wage Determinations
Wage and Hour Division
U.S. Department of Labor
200 Constitution Avenue, N.W.
Washington, DC 20210

2) If an initial decision has been issued, then any interested party (those affected by the action) that disagrees with the decision can request review and reconsideration from the Wage and Hour Administrator (See 29 CFR Part 1.8 and 29 CFR Part 7). Requests for review and reconsideration can be submitted via email to dba.reconsideration@dol.gov or by mail to:

Wage and Hour Administrator
U.S. Department of Labor
200 Constitution Avenue, N.W.
Washington, DC 20210

The request should be accompanied by a full statement of the interested party's position and any information (wage payment data, project description, area practice material, etc.) that the requestor considers relevant to the issue.

3) If the decision of the Administrator is not favorable, an interested party may appeal directly to the Administrative Review Board (formerly the Wage Appeals Board). Write to:

Administrative Review Board
U.S. Department of Labor
200 Constitution Avenue, N.W.
Washington, DC 20210.

=====

END OF GENERAL DECISION"

"General Decision Number: TX20250067 03/07/2025

Superseded General Decision Number: TX20240067

State: Texas

Construction Type: Residential

County: Harris County in Texas.

Note: Contracts subject to the Davis-Bacon Act are generally required to pay at least the applicable minimum wage rate required under Executive Order 14026 or Executive Order 13658. Please note that these Executive Orders apply to covered contracts entered into by the federal government that are subject to the Davis-Bacon Act itself, but do not apply to contracts subject only to the Davis-Bacon Related Acts, including those set forth at 29 CFR 5.1(a)(1).

If the contract is entered into on or after January 30, 2022, or the contract is renewed or extended (e.g., an option is exercised) on or after January 30, 2022:	<ul style="list-style-type: none">. Executive Order 14026 generally applies to the contract.. The contractor must pay all covered workers at least \$17.75 per hour (or the applicable wage rate listed on this wage determination, if it is higher) for all hours spent performing on the contract in 2025.
If the contract was awarded on or between January 1, 2015 and January 29, 2022, and the contract is not renewed or extended on or after January 30, 2022:	<ul style="list-style-type: none">. Executive Order 13658 generally applies to the contract.. The contractor must pay all covered workers at least \$13.30 per hour (or the applicable wage rate listed on this wage determination, if it is higher) for all hours spent performing on that contract in 2025.

The applicable Executive Order minimum wage rate will be adjusted annually. If this contract is covered by one of the Executive Orders and a classification considered necessary for performance of work on the contract does not appear on this

wage determination, the contractor must still submit a conformance request.

Additional information on contractor requirements and worker protections under the Executive Orders is available at <http://www.dol.gov/whd/govcontracts>.

Modification Number	Publication Date
0	01/03/2025
1	03/07/2025

ELEV0031-002 01/01/2024

	Rates	Fringes
ELEVATOR MECHANIC.....	\$ 51.32	37.885+a+b

Footnotes:

A. 6% under 5 years based on regular hourly rate for all hours worked. 8% over 5 years based on regular hourly rate for all hours worked.

B. Holidays: New Year's Day, Memorial Day, Independence Day, Labor Day, Veterans' Day, Thanksgiving Day, the Friday after Thanksgiving Day, and Christmas Day.

* SFTX0669-001 01/01/2025

	Rates	Fringes
SPRINKLER FITTER (Fire Sprinklers).....	\$ 36.15	24.47

SHEE0054-008 04/01/2020

	Rates	Fringes
Sheetmetal Worker (Excluding HVAC Work).....	\$ 29.70	13.85

* SUTX2005-030 12/15/2005

	Rates	Fringes
Bricklayer.....	\$ 15.00	**
Plasterer.....	\$ 16.60	**

Tile setter.....	\$ 14.08 **	
Acoustical Ceiling Installer.....	\$ 12.50 **	
Carpenter (Includes Batt/Blown Insulation, Formwork & Overhead Door Installation.....	\$ 12.06 **	1.41
Carport Structural Supports Installer.....	\$ 11.46 **	2.61
Cement Manson/Concrete Finisher.....	\$ 13.68 **	.75
Drywall Finishers.....	\$ 12.00 **	
Drywall Hanger.....	\$ 12.71 **	
Electrician(Incl. Low Voltage Wiring and Installation of Alarms).....	\$ 17.05 **	6.32
Gutter and Siding Installer.....	\$ 18.59	1.41
HVAC MECHANIC (Pipe & System Installation Only).....	\$ 12.82 **	
Ironworker		
Ornamental.....	\$ 16.29 **	
Reinforcing.....	\$ 11.25 **	2.35
Structural.....	\$ 17.21 **	
Laborers:		
Common.....	\$ 8.88 **	1.10
Landscape and Irrigation....	\$ 9.02 **	
Mason Tender Brick.....	\$ 9.97 **	.68
Mason Tender Cement.....	\$ 9.46 **	.68
Pipelayer.....	\$ 10.06 **	
Plaster Tender.....	\$ 11.10 **	
Painter:		
Brush, Roller, and Spray....	\$ 11.41 **	
Parking Lot Striping.....	\$ 14.21 **	
Plumbers (Excluding HVAC Pipe)...	\$ 17.96	1.15
Power Equipment Operator		
Backhoe.....	\$ 13.55 **	.69
Bulldozer.....	\$ 12.67 **	.69

Forklift.....	\$ 12.54 **	
Front End Loader.....	\$ 12.00 **	.69
Grader.....	\$ 13.67 **	

Roofers.....\$ 10.00 **

Sheet Metal Worker (HVAC Duct Only).....	\$ 12.76 **	1.95
--	-------------	------

Soft Floor Layers, Carpet and Vinyl.....	\$ 14.50 **	
--	-------------	--

Truck drivers.....\$ 13.43 **

WELDERS - Receive rate prescribed for craft performing operation to which welding is incidental.

=====

** Workers in this classification may be entitled to a higher minimum wage under Executive Order 14026 (\$17.75) or 13658 (\$13.30). Please see the Note at the top of the wage determination for more information. Please also note that the minimum wage requirements of Executive Order 14026 are not currently being enforced as to any contract or subcontract to which the states of Texas, Louisiana, or Mississippi, including their agencies, are a party.

Note: Executive Order (EO) 13706, Establishing Paid Sick Leave for Federal Contractors applies to all contracts subject to the Davis-Bacon Act for which the contract is awarded (and any solicitation was issued) on or after January 1, 2017. If this contract is covered by the EO, the contractor must provide employees with 1 hour of paid sick leave for every 30 hours they work, up to 56 hours of paid sick leave each year. Employees must be permitted to use paid sick leave for their own illness, injury or other health-related needs, including preventive care; to assist a family member (or person who is like family to the employee) who is ill, injured, or has other health-related needs, including preventive care; or for reasons resulting from, or to assist a family member (or person who is like family to the employee) who is a victim of, domestic violence, sexual assault, or stalking. Additional information on contractor requirements and worker protections under the EO is available at <https://www.dol.gov/agencies/whd/government-contracts>.

Unlisted classifications needed for work not included within the scope of the classifications listed may be added after

award only as provided in the labor standards contract clauses (29CFR 5.5 (a) (1) (iii)).

The body of each wage determination lists the classifications and wage rates that have been found to be prevailing for the type(s) of construction and geographic area covered by the wage determination. The classifications are listed in alphabetical order under rate identifiers indicating whether the particular rate is a union rate (current union negotiated rate), a survey rate, a weighted union average rate, a state adopted rate, or a supplemental classification rate.

Union Rate Identifiers

A four-letter identifier beginning with characters other than "SU", "UAVG", ?SA?, or ?SC? denotes that a union rate was prevailing for that classification in the survey. Example: PLUM0198-005 07/01/2024. PLUM is an identifier of the union whose collectively bargained rate prevailed in the survey for this classification, which in this example would be Plumbers. 0198 indicates the local union number or district council number where applicable, i.e., Plumbers Local 0198. The next number, 005 in the example, is an internal number used in processing the wage determination. The date, 07/01/2024 in the example, is the effective date of the most current negotiated rate.

Union prevailing wage rates are updated to reflect all changes over time that are reported to WHD in the rates in the collective bargaining agreement (CBA) governing the classification.

Union Average Rate Identifiers

The UAVG identifier indicates that no single rate prevailed for those classifications, but that 100% of the data reported for the classifications reflected union rates. EXAMPLE: UAVG-OH-0010 01/01/2024. UAVG indicates that the rate is a weighted union average rate. OH indicates the State of Ohio. The next number, 0010 in the example, is an internal number used in producing the wage determination. The date, 01/01/2024 in the example, indicates the date the wage determination was updated to reflect the most current union average rate.

A UAVG rate will be updated once a year, usually in January, to reflect a weighted average of the current rates in the collective bargaining agreements on which the rate is based.

Survey Rate Identifiers

The ""SU"" identifier indicates that either a single non-union rate prevailed (as defined in 29 CFR 1.2) for this classification in the survey or that the rate was derived by computing a weighted average rate based on all the rates reported in the survey for that classification. As a weighted average rate includes all rates reported in the survey, it may include both union and non-union rates. Example: SUFL2022-007 6/27/2024. SU indicates the rate is a single non-union prevailing rate or a weighted average of survey data for that classification. FL indicates the State of Florida. 2022 is the year of the survey on which these classifications and rates are based. The next number, 007 in the example, is an internal number used in producing the wage determination. The date, 6/27/2024 in the example, indicates the survey completion date for the classifications and rates under that identifier.

?SU? wage rates typically remain in effect until a new survey is conducted. However, the Wage and Hour Division (WHD) has the discretion to update such rates under 29 CFR 1.6(c)(1).

State Adopted Rate Identifiers

The ""SA"" identifier indicates that the classifications and prevailing wage rates set by a state (or local) government were adopted under 29 C.F.R 1.3(g)-(h). Example: SAME2023-007 01/03/2024. SA reflects that the rates are state adopted. ME refers to the State of Maine. 2023 is the year during which the state completed the survey on which the listed classifications and rates are based. The next number, 007 in the example, is an internal number used in producing the wage determination. The date, 01/03/2024 in the example, reflects the date on which the classifications and rates under the ?SA? identifier took effect under state law in the state from which the rates were adopted.

----- WAGE DETERMINATION APPEALS PROCESS

1) Has there been an initial decision in the matter? This can be:

- a) a survey underlying a wage determination
- b) an existing published wage determination
- c) an initial WHD letter setting forth a position on a wage determination matter
- d) an initial conformance (additional classification

and rate) determination

On survey related matters, initial contact, including requests for summaries of surveys, should be directed to the WHD Branch of Wage Surveys. Requests can be submitted via email to davisbaconinfo@dol.gov or by mail to:

Branch of Wage Surveys
Wage and Hour Division
U.S. Department of Labor
200 Constitution Avenue, N.W.
Washington, DC 20210

Regarding any other wage determination matter such as conformance decisions, requests for initial decisions should be directed to the WHD Branch of Construction Wage Determinations. Requests can be submitted via email to BCWD-Office@dol.gov or by mail to:

Branch of Construction Wage Determinations
Wage and Hour Division
U.S. Department of Labor
200 Constitution Avenue, N.W.
Washington, DC 20210

2) If an initial decision has been issued, then any interested party (those affected by the action) that disagrees with the decision can request review and reconsideration from the Wage and Hour Administrator (See 29 CFR Part 1.8 and 29 CFR Part 7). Requests for review and reconsideration can be submitted via email to dba.reconsideration@dol.gov or by mail to:

Wage and Hour Administrator
U.S. Department of Labor
200 Constitution Avenue, N.W.
Washington, DC 20210

The request should be accompanied by a full statement of the interested party's position and any information (wage payment data, project description, area practice material, etc.) that the requestor considers relevant to the issue.

3) If the decision of the Administrator is not favorable, an interested party may appeal directly to the Administrative Review Board (formerly the Wage Appeals Board). Write to:

Administrative Review Board
U.S. Department of Labor
200 Constitution Avenue, N.W.
Washington, DC 20210.

=====

END OF GENERAL DECISION"